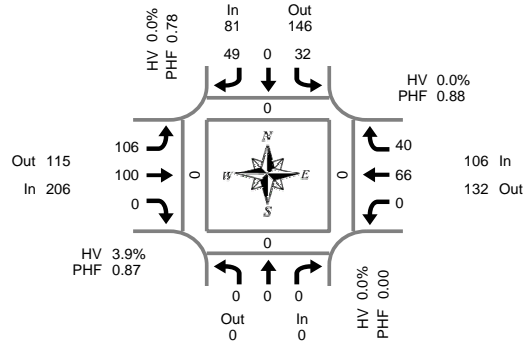


Total Vehicle Summary



Clay Carney
(503) 833-2740



Peak Hour Summary
5:00 PM to 6:00 PM

NE 50th Ave & NE Salmon Creek St

Wednesday, March 01, 2006

4:00 PM to 6:00 PM

5-Minute Interval Summary

4:00 PM to 6:00 PM

Interval Start Time	Northbound NE 50th Ave				Southbound NE 50th Ave				Eastbound NE Salmon Creek St				Westbound NE Salmon Creek St				Interval Total	Pedestrians Crosswalk			
	L	T	R	Bikes	L	T	R	Bikes	L	T	R	Bikes	L	T	R	Bikes		North	South	East	West
4:00 PM	0	0	0	0	3	0	1	0	7	6	0	0	0	4	3	0	24	0	0	0	0
4:05 PM	0	0	0	0	2	0	4	0	12	10	0	0	0	6	5	0	39	0	0	0	0
4:10 PM	0	0	0	0	6	0	1	0	12	9	0	0	0	5	1	0	34	0	0	1	0
4:15 PM	0	0	0	0	3	0	4	0	6	8	0	0	0	4	5	0	30	0	0	0	0
4:20 PM	0	0	0	0	4	0	4	0	14	6	0	0	0	6	3	0	37	0	0	0	0
4:25 PM	0	0	0	0	0	0	6	0	8	3	0	0	0	8	6	0	31	0	0	0	0
4:30 PM	0	0	0	0	4	0	4	0	5	3	0	0	0	7	2	0	25	0	0	0	0
4:35 PM	0	0	0	0	2	0	2	0	12	3	0	0	0	3	2	0	24	0	0	0	0
4:40 PM	0	0	0	0	3	0	3	0	7	6	0	0	0	5	2	0	26	0	0	0	0
4:45 PM	0	0	0	0	0	0	7	0	8	11	0	0	0	6	3	0	35	0	0	0	0
4:50 PM	0	0	0	0	4	0	2	0	10	11	0	0	0	8	5	0	40	0	0	0	0
4:55 PM	0	0	0	0	1	0	3	0	9	10	0	0	0	5	3	0	31	0	0	0	0
5:00 PM	0	0	0	0	2	0	1	0	10	8	0	0	0	9	5	0	35	0	0	0	0
5:05 PM	0	0	0	0	3	0	5	0	8	8	0	0	0	5	6	0	35	0	0	0	0
5:10 PM	0	0	0	0	1	0	5	0	12	8	0	0	0	3	2	0	31	0	0	0	0
5:15 PM	0	0	0	0	1	0	4	0	7	9	0	0	0	6	3	0	30	0	0	0	0
5:20 PM	0	0	0	0	2	0	1	0	7	8	0	0	0	8	3	0	29	0	0	0	0
5:25 PM	0	0	0	0	1	0	4	0	8	9	0	0	0	5	2	0	29	0	0	0	0
5:30 PM	0	0	0	0	4	0	7	0	7	6	0	0	0	8	1	0	33	0	0	0	0
5:35 PM	0	0	0	0	2	0	3	0	10	7	0	0	0	5	3	0	30	0	0	0	0
5:40 PM	0	0	0	0	4	0	5	0	8	7	0	0	0	6	1	0	31	0	0	0	0
5:45 PM	0	0	0	0	2	0	5	0	7	13	0	0	0	3	1	0	31	0	0	0	0
5:50 PM	0	0	0	0	3	0	5	0	13	8	0	0	0	4	5	0	38	0	0	0	0
5:55 PM	0	0	0	0	7	0	4	0	9	9	0	0	0	4	8	0	41	0	0	0	0
Total Survey	0	0	0	0	64	0	90	0	216	186	0	0	0	133	80	0	769	0	0	1	0

15-Minute Interval Summary

4:00 PM to 6:00 PM

Interval Start Time	Northbound NE 50th Ave				Southbound NE 50th Ave				Eastbound NE Salmon Creek St				Westbound NE Salmon Creek St				Interval Total	Pedestrians Crosswalk			
	L	T	R	Bikes	L	T	R	Bikes	L	T	R	Bikes	L	T	R	Bikes		North	South	East	West
4:00 PM	0	0	0	0	11	0	6	0	31	25	0	0	0	15	9	0	97	0	0	1	0
4:15 PM	0	0	0	0	7	0	14	0	28	17	0	0	0	18	14	0	98	0	0	0	0
4:30 PM	0	0	0	0	9	0	9	0	24	12	0	0	0	15	6	0	75	0	0	0	0
4:45 PM	0	0	0	0	5	0	12	0	27	32	0	0	0	19	11	0	106	0	0	0	0
5:00 PM	0	0	0	0	6	0	11	0	30	24	0	0	0	17	13	0	101	0	0	0	0
5:15 PM	0	0	0	0	4	0	9	0	22	26	0	0	0	19	8	0	88	0	0	0	0
5:30 PM	0	0	0	0	10	0	15	0	25	20	0	0	0	19	5	0	94	0	0	0	0
5:45 PM	0	0	0	0	12	0	14	0	29	30	0	0	0	11	14	0	110	0	0	0	0
Total Survey	0	0	0	0	64	0	90	0	216	186	0	0	0	133	80	0	769	0	0	1	0

Peak Hour Summary

5:00 PM to 6:00 PM

By Approach	Northbound NE 50th Ave				Southbound NE 50th Ave				Eastbound NE Salmon Creek St				Westbound NE Salmon Creek St				Total	Pedestrians Crosswalk			
	In	Out	Total	Bikes	In	Out	Total	Bikes	In	Out	Total	Bikes	In	Out	Total	Bikes		North	South	East	West
Volume	0	0	0	0	81	146	227	0	206	115	321	0	106	132	238	0	393	0	0	0	0
%HV	0.0%				0.0%				3.9%				0.0%				2.0%				
PHF	0.00				0.78				0.87				0.88				0.89				

By Movement	Northbound NE 50th Ave				Southbound NE 50th Ave				Eastbound NE Salmon Creek St				Westbound NE Salmon Creek St				Total
	L	T	R	Total	L	T	R	Total	L	T	R	Total	L	T	R	Total	
Volume	0	0	0	0	32	0	49	81	106	100	0	206	0	66	40	106	393
%HV	0.0%	0.0%	0.0%	0.0%	0.0%	0.0%	0.0%	0.0%	2.8%	5.0%	0.0%	3.9%	0.0%	0.0%	0.0%	0.0%	2.0%
PHF	0.00	0.00	0.00	0.00	0.67	0.00	0.82	0.78	0.88	0.83	0.00	0.87	0.00	0.79	0.71	0.88	0.89

Rolling Hour Summary

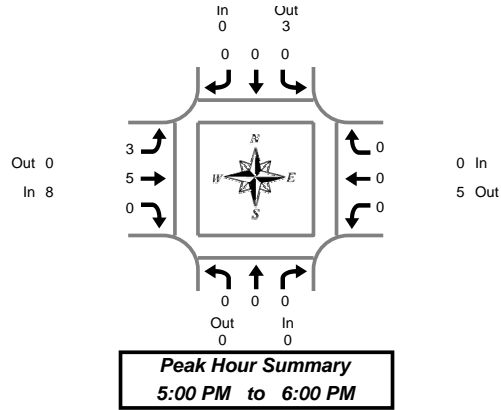
4:00 PM to 6:00 PM

Interval Start Time	Northbound NE 50th Ave				Southbound NE 50th Ave				Eastbound NE Salmon Creek St				Westbound NE Salmon Creek St				Interval Total	Pedestrians Crosswalk			
	L	T	R	Bikes	L	T	R	Bikes	L	T	R	Bikes	L	T	R	Bikes		North	South	East	West
4:00 PM	0	0	0	0	32	0	41	0	110	86	0	0	0	67	40	0	376	0	0	1	0
4:15 PM	0	0	0	0	27	0	46	0	109	85	0	0	0	69	44	0	380	0	0	0	0
4:30 PM	0	0	0	0	24	0	41	0	103	94	0	0	0	70	38	0	370	0	0	0	0
4:45 PM	0	0	0	0	25	0	47	0	104	102	0	0	0	74	37	0	389	0	0	0	0
5:00 PM	0	0	0	0	32	0	49	0	106	100	0	0	0	66	40	0	393	0	0	0	0

Heavy Vehicle Summary



Clay Carney
(503) 833-2740



NE 50th Ave & NE Salmon Creek St

Wednesday, March 01, 2006

4:00 PM to 6:00 PM

Heavy Vehicle 5-Minute Interval Summary 4:00 PM to 6:00 PM

Interval Start Time	Northbound NE 50th Ave				Southbound NE 50th Ave				Eastbound NE Salmon Creek St				Westbound NE Salmon Creek St				Interval Total
	L	T	R	Total	L	T	R	Total	L	T	R	Total	L	T	R	Total	
4:00 PM	0	0	0	0	0	0	0	0	0	0	0	0	0	2	0	2	2
4:05 PM	0	0	0	0	0	0	0	0	0	1	0	0	1	0	2	1	3
4:10 PM	0	0	0	0	0	0	0	0	0	0	0	0	0	0	0	0	0
4:15 PM	0	0	0	0	1	0	0	1	0	0	0	0	0	0	0	0	1
4:20 PM	0	0	0	0	0	0	0	0	0	0	0	0	0	0	0	0	0
4:25 PM	0	0	0	0	0	0	0	0	0	0	0	0	0	1	0	1	1
4:30 PM	0	0	0	0	0	0	0	0	0	0	0	0	0	0	0	0	0
4:35 PM	0	0	0	0	0	0	0	0	0	0	0	0	0	0	0	0	0
4:40 PM	0	0	0	0	0	0	0	0	0	0	0	0	0	0	0	0	0
4:45 PM	0	0	0	0	0	0	0	0	0	1	0	1	0	0	0	0	1
4:50 PM	0	0	0	0	0	0	0	0	0	0	0	0	0	0	0	0	0
4:55 PM	0	0	0	0	0	0	0	0	0	1	0	1	0	0	0	0	1
5:00 PM	0	0	0	0	0	0	0	0	1	0	0	1	0	0	0	0	1
5:05 PM	0	0	0	0	0	0	0	0	0	1	0	1	0	0	0	0	1
5:10 PM	0	0	0	0	0	0	0	0	0	0	0	0	0	0	0	0	0
5:15 PM	0	0	0	0	0	0	0	0	0	0	0	0	0	0	0	0	0
5:20 PM	0	0	0	0	0	0	0	0	0	1	0	1	0	0	0	0	1
5:25 PM	0	0	0	0	0	0	0	0	0	1	0	1	0	0	0	0	1
5:30 PM	0	0	0	0	0	0	0	0	0	0	0	0	0	0	0	0	0
5:35 PM	0	0	0	0	0	0	0	0	0	1	0	1	0	0	0	0	1
5:40 PM	0	0	0	0	0	0	0	0	0	0	0	0	0	0	0	0	0
5:45 PM	0	0	0	0	0	0	0	0	0	1	0	1	0	0	0	0	1
5:50 PM	0	0	0	0	0	0	0	0	1	0	0	1	0	0	0	0	1
5:55 PM	0	0	0	0	0	0	0	0	1	0	0	1	0	0	0	0	1
Total Survey	0	0	0	0	1	0	0	1	4	7	0	11	0	5	1	6	18

Heavy Vehicle 15-Minute Interval Summary 4:00 PM to 6:00 PM

Interval Start Time	Northbound NE 50th Ave				Southbound NE 50th Ave				Eastbound NE Salmon Creek St				Westbound NE Salmon Creek St				Interval Total
	L	T	R	Total	L	T	R	Total	L	T	R	Total	L	T	R	Total	
4:00 PM	0	0	0	0	0	0	0	0	1	0	0	1	0	4	1	5	6
4:15 PM	0	0	0	0	1	0	0	1	0	0	0	0	0	1	0	1	2
4:30 PM	0	0	0	0	0	0	0	0	0	0	0	0	0	0	0	0	0
4:45 PM	0	0	0	0	0	0	0	0	0	2	0	2	0	0	0	0	2
5:00 PM	0	0	0	0	0	0	0	0	1	1	0	2	0	0	0	0	2
5:15 PM	0	0	0	0	0	0	0	0	0	2	0	2	0	0	0	0	2
5:30 PM	0	0	0	0	0	0	0	0	0	1	0	1	0	0	0	0	1
5:45 PM	0	0	0	0	0	0	0	0	2	1	0	3	0	0	0	0	3
Total Survey	0	0	0	0	1	0	0	1	4	7	0	11	0	5	1	6	18

Heavy Vehicle Peak Hour Summary 5:00 PM to 6:00 PM

By Approach	Northbound NE 50th Ave			Southbound NE 50th Ave			Eastbound NE Salmon Creek St			Westbound NE Salmon Creek St			Total
	In	Out	Total	In	Out	Total	In	Out	Total	In	Out	Total	
Volume	0	0	0	0	3	3	8	0	8	0	5	5	8
PHF	0.00			0.00			0.67			0.00			0.67

By Movement	Northbound NE 50th Ave				Southbound NE 50th Ave				Eastbound NE Salmon Creek St				Westbound NE Salmon Creek St				Total
	L	T	R	Total	L	T	R	Total	L	T	R	Total	L	T	R	Total	
Volume	0	0	0	0	0	0	0	0	3	5	0	8	0	0	0	0	8
PHF	0.00	0.00	0.00	0.00	0.00	0.00	0.00	0.00	0.38	0.63	0.00	0.67	0.00	0.00	0.00	0.00	0.67

Heavy Vehicle Rolling Hour Summary 4:00 PM to 6:00 PM

Interval Start Time	Northbound NE 50th Ave				Southbound NE 50th Ave				Eastbound NE Salmon Creek St				Westbound NE Salmon Creek St				Interval Total
	L	T	R	Total	L	T	R	Total	L	T	R	Total	L	T	R	Total	
4:00 PM	0	0	0	0	1	0	0	1	1	2	0	3	0	5	1	6	10
4:15 PM	0	0	0	0	1	0	0	1	1	3	0	4	0	1	0	1	6
4:30 PM	0	0	0	0	0	0	0	0	1	5	0	6	0	0	0	0	6
4:45 PM	0	0	0	0	0	0	0	0	1	6	0	7	0	0	0	0	7
5:00 PM	0	0	0	0	0	0	0	0	3	5	0	8	0	0	0	0	8

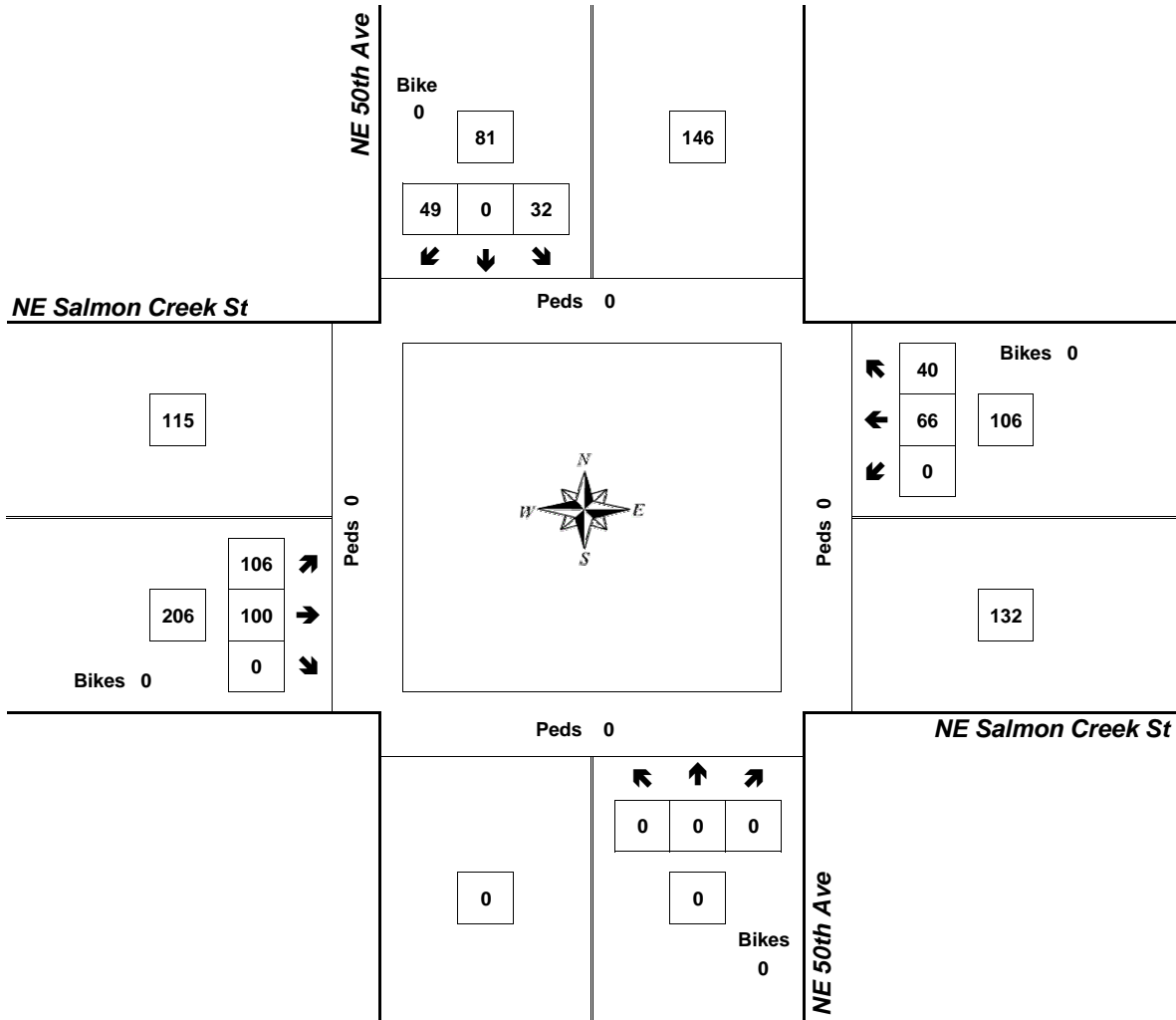
Peak Hour Summary



Clay Carney
(503) 833-2740

NE 50th Ave & NE Salmon Creek St

5:00 PM to 6:00 PM
Wednesday, March 01, 2006



Approach	PHF	HV%	Volume
EB	0.87	3.9%	206
WB	0.88	0.0%	106
NB	0.00	0.0%	0
SB	0.78	0.0%	81
Intersection	0.89	2.0%	393

Count Period: 4:00 PM to 6:00 PM