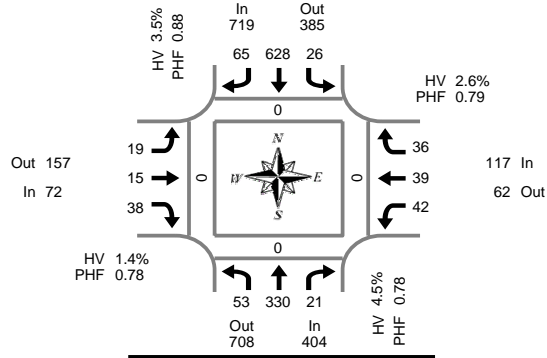


Total Vehicle Summary



Clay Carney
(503) 833-2740



NE 112th Ave & NE 9th St

11/9/2005

7:00 AM to 9:00 AM

Peak Hour Summary
7:05 AM to 8:05 AM

5-Minute Interval Summary

7:00 AM to 9:00 AM

Interval Start Time	Northbound NE 112th Ave				Southbound NE 112th Ave				Eastbound NE 9th St				Westbound NE 9th St				Interval Total	Pedestrians Crosswalk			
	L	T	R	Bikes	L	T	R	Bikes	L	T	R	Bikes	L	T	R	Bikes		North	South	East	West
07:00	1	20	2	0	1	59	4	0	3	4	3	0	5	5	2	0	109	0	0	0	0
07:05	3	30	0	0	3	59	6	0	3	2	3	0	2	1	0	0	112	0	0	0	0
07:10	3	24	1	0	0	48	7	0	2	0	4	0	4	5	3	0	101	0	0	0	0
07:15	4	29	3	0	2	47	8	0	2	1	6	0	6	2	3	0	113	0	0	0	0
07:20	3	25	0	0	2	60	6	0	0	0	6	0	3	4	3	1	112	0	0	0	0
07:25	1	23	2	0	0	44	4	0	2	3	2	1	4	3	2	0	90	0	0	0	0
07:30	4	19	0	0	2	48	10	0	3	1	4	2	3	1	3	0	98	0	0	0	0
07:35	5	27	2	0	1	51	6	1	4	0	1	0	2	6	7	1	112	0	0	0	0
07:40	2	26	2	0	2	41	3	0	0	1	2	0	6	2	3	0	90	0	0	0	0
07:45	8	28	0	0	0	60	4	0	0	1	3	0	2	6	3	0	115	0	0	0	0
07:50	7	28	3	0	6	71	5	0	2	1	1	0	4	3	6	0	137	0	0	0	0
07:55	5	32	5	0	4	51	4	0	1	3	3	0	2	5	2	0	117	0	0	0	0
08:00	8	39	3	1	4	48	2	0	0	2	3	0	4	1	1	0	115	0	0	0	0
08:05	2	17	2	0	2	44	5	0	4	2	2	0	0	1	6	1	87	0	0	0	0
08:10	4	21	1	0	2	47	1	0	1	3	1	1	3	5	3	0	92	0	0	0	0
08:15	3	21	3	0	2	53	1	0	0	1	4	0	8	4	2	2	102	0	0	0	0
08:20	2	19	3	0	4	48	2	0	0	1	6	0	0	3	0	0	88	0	0	0	0
08:25	3	14	0	0	3	51	0	0	0	4	4	0	3	3	5	0	90	0	0	0	0
08:30	4	18	8	0	11	63	3	1	1	3	4	0	3	0	2	0	120	0	0	0	0
08:35	1	21	3	0	6	48	1	0	3	6	6	1	4	4	4	0	107	0	0	0	0
08:40	2	21	2	0	3	35	1	0	1	5	4	0	6	6	5	0	91	0	0	0	0
08:45	1	16	2	0	3	53	3	0	2	3	4	0	6	6	8	0	107	0	0	0	0
08:50	2	17	0	0	3	43	1	0	0	2	7	0	7	6	4	0	92	0	0	0	0
08:55	3	20	0	0	4	43	0	0	2	1	1	0	8	2	2	0	86	0	0	0	0
Total Survey	81	555	47	1	70	1,215	87	2	36	50	84	5	95	84	79	5	2,483	0	0	0	0

15-Minute Interval Summary

7:00 AM to 9:00 AM

Interval Start Time	Northbound NE 112th Ave				Southbound NE 112th Ave				Eastbound NE 9th St				Westbound NE 9th St				Interval Total	Pedestrians Crosswalk			
	L	T	R	Bikes	L	T	R	Bikes	L	T	R	Bikes	L	T	R	Bikes		North	South	East	West
07:00	7	74	3	0	4	166	17	0	8	6	10	0	11	11	5	0	322	0	0	0	0
07:15	8	77	5	0	4	151	18	0	4	4	14	1	13	9	8	1	315	0	0	0	0
07:30	11	72	4	0	5	140	19	1	7	2	7	2	11	9	13	1	300	0	0	0	0
07:45	20	88	8	0	10	182	13	0	3	5	7	0	8	14	11	0	369	0	0	0	0
08:00	14	77	6	1	8	139	8	0	5	7	6	1	7	7	10	1	294	0	0	0	0
08:15	8	54	6	0	9	152	3	0	0	6	14	0	11	10	7	2	280	0	0	0	0
08:30	7	60	13	0	20	146	5	1	5	14	14	1	13	10	11	0	318	0	0	0	0
08:45	6	53	2	0	10	139	4	0	4	6	12	0	21	14	14	0	285	0	0	0	0
Total Survey	81	555	47	1	70	1,215	87	2	36	50	84	5	95	84	79	5	2,483	0	0	0	0

Peak Hour Summary

7:05 AM to 8:05 AM

By Approach	Northbound NE 112th Ave				Southbound NE 112th Ave				Eastbound NE 9th St				Westbound NE 9th St				Total	Pedestrians Crosswalk			
	In	Out	Total	Bikes	In	Out	Total	Bikes	In	Out	Total	Bikes	In	Out	Total	Bikes		North	South	East	West
Volume	404	708	1,112	1	719	385	1,104	1	72	157	229	3	117	62	179	2	1,312	0	0	0	0
%HV	4.5%				3.5%				1.4%				2.6%				3.6%				
PHF	0.78				0.88				0.78				0.79				0.89				

By Movement	Northbound NE 112th Ave				Southbound NE 112th Ave				Eastbound NE 9th St				Westbound NE 9th St				Total
	L	T	R	Total	L	T	R	Total	L	T	R	Total	L	T	R	Total	
Volume	53	330	21	404	26	628	65	719	19	15	38	72	42	39	36	117	1,312
%HV	0.0%	5.5%	0.0%	4.5%	7.7%	3.3%	3.1%	3.5%	5.3%	0.0%	0.0%	1.4%	4.8%	0.0%	2.8%	2.6%	3.6%
PHF	0.66	0.83	0.48	0.78	0.46	0.86	0.77	0.88	0.53	0.63	0.59	0.78	0.81	0.70	0.69	0.79	0.89

Rolling Hour Summary

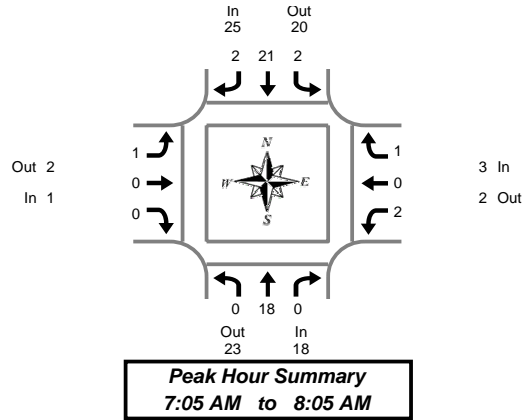
7:00 AM to 9:00 AM

Interval Start Time	Northbound NE 112th Ave				Southbound NE 112th Ave				Eastbound NE 9th St				Westbound NE 9th St				Interval Total	Pedestrians Crosswalk			
	L	T	R	Bikes	L	T	R	Bikes	L	T	R	Bikes	L	T	R	Bikes		North	South	East	West
07:00	46	311	20	0	23	639	67	1	22	17	38	3	43	43	37	2	1,306	0	0	0	0
07:15	53	314	23	1	27	612	58	1	19	18	34	4	39	39	42	3	1,278	0	0	0	0
07:30	53	291	24	1	32	613	43	1	15	20	34	3	37	40	41	4	1,243	0	0	0	0
07:45	49	279	33	1	47	619	29	1	13	32	41	2	39	41	39	3	1,261	0	0	0	0

Heavy Vehicle Summary



Clay Carney
(503) 833-2740



NE 112th Ave & NE 9th St

11/9/2005

7:00 AM to 9:00 AM

Heavy Vehicle 5-Minute Interval Summary 7:00 AM to 9:00 AM

Interval Start Time	Northbound NE 112th Ave				Southbound NE 112th Ave				Eastbound NE 9th St				Westbound NE 9th St				Interval Total
	L	T	R	Total	L	T	R	Total	L	T	R	Total	L	T	R	Total	
07:00	0	1	0	1	0	1	0	1	0	0	0	0	0	0	0	0	2
07:05	0	3	0	3	0	0	0	0	0	0	0	0	1	0	0	1	4
07:10	0	0	0	0	0	2	1	3	0	0	0	0	0	0	0	0	3
07:15	0	0	0	0	1	0	1	2	0	0	0	0	1	0	0	1	3
07:20	0	2	0	2	1	4	0	5	0	0	0	0	0	0	1	1	8
07:25	0	1	0	1	0	1	0	1	0	0	0	0	0	0	0	0	2
07:30	0	2	0	2	0	2	0	2	1	0	0	1	0	0	0	0	5
07:35	0	0	0	0	0	2	0	2	0	0	0	0	0	0	0	0	2
07:40	0	3	0	3	0	2	0	2	0	0	0	0	0	0	0	0	5
07:45	0	1	0	1	0	3	0	3	0	0	0	0	0	0	0	0	4
07:50	0	1	0	1	0	3	0	3	0	0	0	0	0	0	0	0	4
07:55	0	1	0	1	0	0	0	0	0	0	0	0	0	0	0	0	1
08:00	0	4	0	4	0	2	0	2	0	0	0	0	0	0	0	0	6
08:05	0	0	0	0	0	1	0	1	0	0	0	0	0	0	1	1	2
08:10	0	0	0	0	0	0	0	0	0	0	0	0	0	0	0	0	0
08:15	1	2	0	3	0	4	0	4	0	0	1	1	0	0	1	1	9
08:20	0	1	0	1	0	0	0	0	0	0	0	0	0	1	0	1	2
08:25	1	2	0	3	0	1	0	1	0	0	0	0	0	0	0	0	4
08:30	0	1	2	3	3	1	0	4	0	0	1	1	0	0	0	0	8
08:35	0	1	0	1	3	2	0	5	0	2	0	2	1	1	1	3	11
08:40	0	2	0	2	0	1	0	1	0	0	1	1	0	2	1	3	7
08:45	0	1	0	1	1	1	0	2	0	0	0	0	0	2	1	3	6
08:50	0	0	0	0	0	1	0	1	0	0	1	1	0	0	0	0	2
08:55	0	1	0	1	0	4	0	4	0	0	0	0	0	0	0	0	5
Total Survey	2	30	2	34	9	38	2	49	1	2	4	7	3	6	6	15	105

Heavy Vehicle 15-Minute Interval Summary 7:00 AM to 9:00 AM

Interval Start Time	Northbound NE 112th Ave				Southbound NE 112th Ave				Eastbound NE 9th St				Westbound NE 9th St				Interval Total
	L	T	R	Total	L	T	R	Total	L	T	R	Total	L	T	R	Total	
07:00	0	4	0	4	0	3	1	4	0	0	0	0	1	0	0	1	9
07:15	0	3	0	3	2	5	1	8	0	0	0	0	1	0	1	2	13
07:30	0	5	0	5	0	6	0	6	1	0	0	1	0	0	0	0	12
07:45	0	3	0	3	0	6	0	6	0	0	0	0	0	0	0	0	9
08:00	0	4	0	4	0	3	0	3	0	0	0	0	0	0	1	1	8
08:15	2	5	0	7	0	5	0	5	0	0	1	1	0	1	1	2	15
08:30	0	4	2	6	6	4	0	10	0	2	2	4	1	3	2	6	26
08:45	0	2	0	2	1	6	0	7	0	0	1	1	0	2	1	3	13
Total Survey	2	30	2	34	9	38	2	49	1	2	4	7	3	6	6	15	105

Heavy Vehicle Peak Hour Summary 7:05 AM to 8:05 AM

By Approach	Northbound NE 112th Ave			Southbound NE 112th Ave			Eastbound NE 9th St			Westbound NE 9th St			Total
	In	Out	Total	In	Out	Total	In	Out	Total	In	Out	Total	
Volume	18	23	41	25	20	45	1	2	3	3	2	5	47
PHF	0.75			0.63			0.25			0.38			0.78

By Movement	Northbound NE 112th Ave				Southbound NE 112th Ave				Eastbound NE 9th St				Westbound NE 9th St				Total
	L	T	R	Total	L	T	R	Total	L	T	R	Total	L	T	R	Total	
Volume	0	18	0	18	2	21	2	25	1	0	0	1	2	0	1	3	47
PHF	0.00	0.75	0.00	0.75	0.25	0.66	0.25	0.63	0.25	0.00	0.00	0.25	0.25	0.00	0.25	0.38	0.78

Heavy Vehicle Rolling Hour Summary 7:00 AM to 9:00 AM

Interval Start Time	Northbound NE 112th Ave				Southbound NE 112th Ave				Eastbound NE 9th St				Westbound NE 9th St				Interval Total
	L	T	R	Total	L	T	R	Total	L	T	R	Total	L	T	R	Total	
07:00	0	15	0	15	2	20	2	24	1	0	0	1	2	0	1	3	43
07:15	0	15	0	15	2	20	1	23	1	0	0	1	1	0	2	3	42
07:30	2	17	0	19	0	20	0	20	1	0	1	2	0	1	2	3	44
07:45	2	16	2	20	6	18	0	24	0	2	3	5	1	4	4	9	58

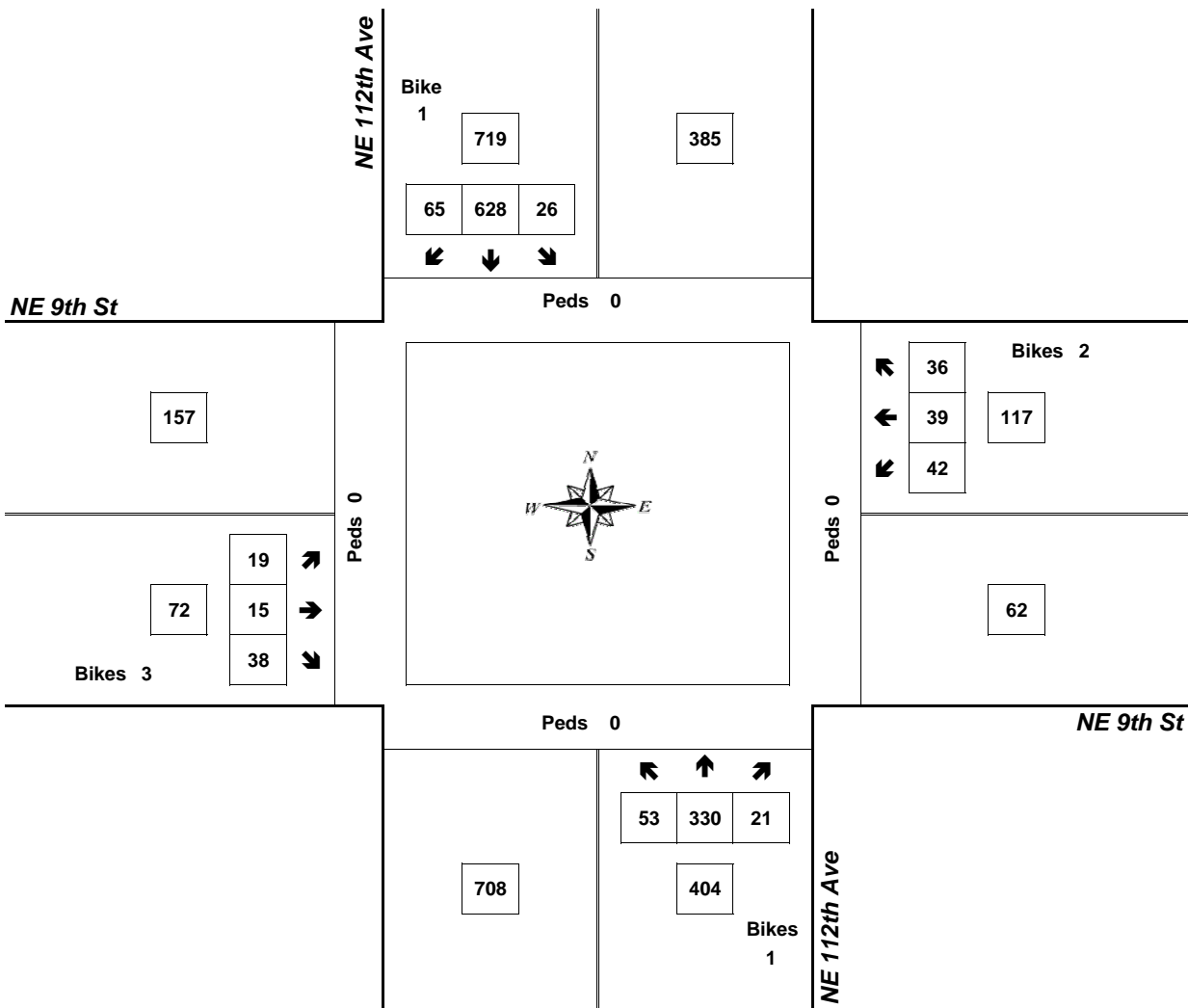
Peak Hour Summary



Clay Carney
(503) 833-2740

NE 112th Ave & NE 9th St

7:05 AM to 8:05 AM
11/9/2005



Approach	PHF	HV%	Volume
EB	0.78	1.4%	72
WB	0.79	2.6%	117
NB	0.78	4.5%	404
SB	0.88	3.5%	719
Intersection	0.89	3.6%	1,312

Count Period: 7:00 AM to 9:00 AM