



Washington State  
Department of Transportation

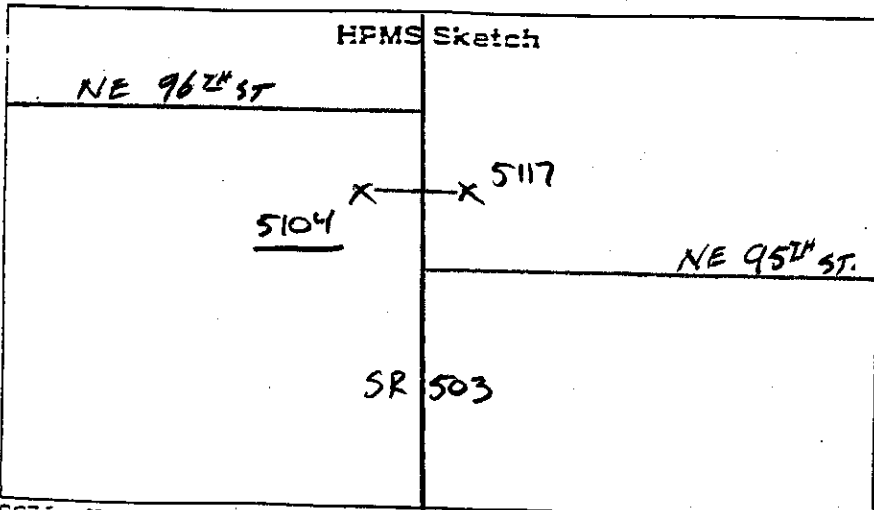
Traffic Counter / Classifier

Interval 60 Min \_\_\_\_\_ 15 Min X  
 2 Tube Classification \_\_\_\_\_  
 Lane Number 1 2  
 1 Channel Tube A+B X  
 2 Channel Tube A,B \_\_\_\_\_  
 Direction Channel A \_\_\_\_\_  
 Direction Channel B \_\_\_\_\_  
 Module Number #14818

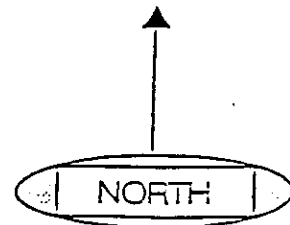
Counter# 5104 Count ID HPMS ATR  
 SR# 503 RRT \_\_\_\_\_ MP 1.60  
 Leg 2 Direction SB OSID \_\_\_\_\_

Station Description — ON SR 503 N/O N.E. 95th ST.

Date	Day	Time	Comments
9-15-03	2	1354	Manual A 5 E Counter A 5 E 6.6v SET OK CJTRD
9-16	3	1004	Manual A 26 E Counter A 26 E 6.6 OK CJTRD
9-17	4	1045	Manual A 20 E Counter A 20 E TUBE CHECK OK CJTRD
9-18	5	1145	Manual A 20 E Counter A 20 E CHK CTR OK CJTRD 6.4
9-19	6	1118	Manual A 5 B Counter A 5 B P.U. CTR. OK CJTRD 6.4



HPMS Section# \_\_\_\_\_



CJTRD

Field Person



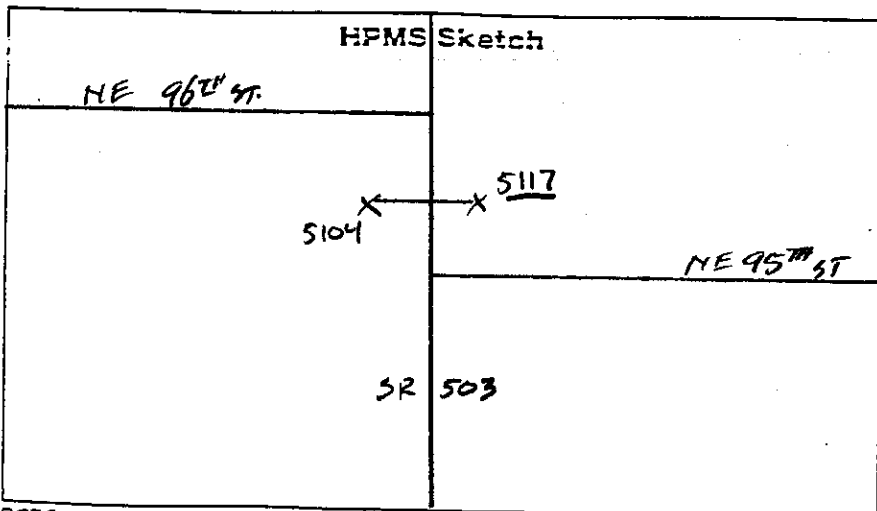
Traffic Counter / Classifier

Interval 60 Min \_\_\_\_\_ 15 Min X  
 2 Tube Classification \_\_\_\_\_  
 Lane Number 1 2 \_\_\_\_\_  
 1 Channel Tube A+B X  
 2 Channel Tube A,B \_\_\_\_\_  
 Direction Channel A \_\_\_\_\_  
 Direction Channel B \_\_\_\_\_  
 Module Number #20171

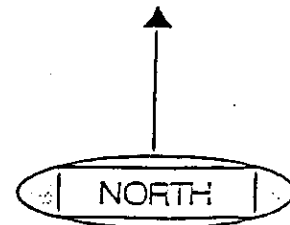
Counter# 5117 Count ID HPMS ATR  
 SR# 503 RRT \_\_\_\_\_ MP 60  
 Leg 2 Direction NB OSID \_\_\_\_\_

Station Description — ON SR503 N/O NE 95<sup>TH</sup> ST

Date	Day	Time	Comments
9-15-03	2	1353	Manual A 16 E Counter A 16 E 6.3 SET OK CJ+RD
9-16	3	1004	Manual A 23 E Counter A 23 E 6.4 OK CJ+RD
9-17	4	1045	Manual A E Counter A E TUBE CHECK OK CJ+RD
9-18	5	1144	Manual A 20 E Counter A 20 E CHK CTR. OK CJ/RD 6.3
9-19	6	1117	Manual A 5 B Counter A 5 B P.U. CTR. OK CJ/RD 6.3



HPMS Section# \_\_\_\_\_



CJ+RD

Field Person

SR 503 MP 001.60 OFF SYSTEM ID. LEG 2 DIRECTION OF TRAFFIC SOUTHBOUND LANE ALL OF

COUNT IDENTIFIER ATR COUNTER NUMBER 005104 DESCRIPTION: ON SR 503 N/O NE 95TH ST

09/15/03	MONDAY	AM HOURS												PM HOURS												DAILY TOTAL
12	1	2	3	4	5	6	7	8	9	10	11	12	1	2	3	4	5	6	7	8	9	10	11	12		
00-15	1	2	3	4	5	6	7	8	9	10	11	12	1	2	3	4	5	6	7	8	9	10	11	12		
15-30	1	2	3	4	5	6	7	8	9	10	11	12	1	2	3	4	5	6	7	8	9	10	11	12		
30-45	1	2	3	4	5	6	7	8	9	10	11	12	1	2	3	4	5	6	7	8	9	10	11	12		
45-00	1	2	3	4	5	6	7	8	9	10	11	12	1	2	3	4	5	6	7	8	9	10	11	12		
TOT	12	11	10	9	8	7	6	5	4	3	2	1	2	3	4	5	6	7	8	9	10	11	12	114		
AM PEAK HOUR	0700 TO 0800												0200 TO 0300												AM TOTAL	
PM PEAK HOUR	0700 TO 0800												0200 TO 0300												PM TOTAL	
	VOLUME 1119												VOLUME 1119												6655	

09/16/03	TUESDAY	AM HOURS												PM HOURS												DAILY TOTAL
12	1	2	3	4	5	6	7	8	9	10	11	12	1	2	3	4	5	6	7	8	9	10	11	12		
00-15	1	2	3	4	5	6	7	8	9	10	11	12	1	2	3	4	5	6	7	8	9	10	11	12		
15-30	1	2	3	4	5	6	7	8	9	10	11	12	1	2	3	4	5	6	7	8	9	10	11	12		
30-45	1	2	3	4	5	6	7	8	9	10	11	12	1	2	3	4	5	6	7	8	9	10	11	12		
45-00	1	2	3	4	5	6	7	8	9	10	11	12	1	2	3	4	5	6	7	8	9	10	11	12		
TOT	12	11	10	9	8	7	6	5	4	3	2	1	2	3	4	5	6	7	8	9	10	11	12	116		
AM PEAK HOUR	0700 TO 0800												0200 TO 0300												AM TOTAL	
PM PEAK HOUR	0700 TO 0800												0200 TO 0300												PM TOTAL	
	VOLUME 1144												VOLUME 1106												7618	

09/17/03	WEDNESDAY	AM HOURS												PM HOURS												DAILY TOTAL
12	1	2	3	4	5	6	7	8	9	10	11	12	1	2	3	4	5	6	7	8	9	10	11	12		
00-15	1	2	3	4	5	6	7	8	9	10	11	12	1	2	3	4	5	6	7	8	9	10	11	12		
15-30	1	2	3	4	5	6	7	8	9	10	11	12	1	2	3	4	5	6	7	8	9	10	11	12		
30-45	1	2	3	4	5	6	7	8	9	10	11	12	1	2	3	4	5	6	7	8	9	10	11	12		
45-00	1	2	3	4	5	6	7	8	9	10	11	12	1	2	3	4	5	6	7	8	9	10	11	12		
TOT	12	11	10	9	8	7	6	5	4	3	2	1	2	3	4	5	6	7	8	9	10	11	12	114		
AM PEAK HOUR	0700 TO 0800												0200 TO 0300												AM TOTAL	
PM PEAK HOUR	0700 TO 0800												0200 TO 0300												PM TOTAL	
	VOLUME 1098												VOLUME 1111												7489	

SR 503 MP 001.60 OFF SYSTEM ID. LEG 2 DIRECTION OF TRAFFIC SOUTHBOUND LANE ALL OF

COUNT IDENTIFIER ATR COUNTER NUMBER 005104 DESCRIPTION: ON SR 503 N/O NE 95TH ST

09/18/03 THURSDAY	AM HOURS												PM HOURS												DAILY TOTAL	
	1	2	3	4	5	6	7	8	9	10	11	12	1	2	3	4	5	6	7	8	9	10	11	12		
00-15	12	1	2	3	4	5	6	7	8	9	10	11	12	1	2	3	4	5	6	7	8	9	10	11	12	6776
15-30	1	2	3	4	5	6	7	8	9	10	11	12	1	2	3	4	5	6	7	8	9	10	11	12	0	
30-45	23	3	5	21	27	68	191	309	302	278	211	236	235	234	252	247	242	302	232	172	136	117	57	35		
45-00	23	17	9	18	37	99	260	383	252	257	247	230	240	246	287	280	267	244	214	149	122	90	69	37		
TOT	85	44	38	75	156	453	1081	1434	1141	977	998	1092	923	948	1075	1065	1023	996	806	600	490	368	229	125		

AM PEAK HOUR 0645 TO 0745 VOLUME 1437  
PM PEAK HOUR 0415 TO 0515 VOLUME 1083

09/19/03 FRIDAY	AM HOURS												PM HOURS												DAILY TOTAL	
	1	2	3	4	5	6	7	8	9	10	11	12	1	2	3	4	5	6	7	8	9	10	11	12		
00-15	12	1	2	3	4	5	6	7	8	9	10	11	12	1	2	3	4	5	6	7	8	9	10	11	12	6776
15-30	1	2	3	4	5	6	7	8	9	10	11	12	1	2	3	4	5	6	7	8	9	10	11	12	0	
30-45	17	13	10	15	22	65	208	284	272	224	233	255	247	242	302	232	172	136	117	57	35					
45-00	18	11	7	18	43	95	228	377	303	247	273	274	264	252	181	162	126	98	58	35						
TOT	80	50	39	74	171	427	1092	1416	1172	930	1070	255	1416	0	0	0	0	0	0	0	0	0	0	0		

AM PEAK HOUR 0700 TO 0800 VOLUME 1416  
PM PEAK HOUR 0000 TO 0000 VOLUME 0

09/15/03 THRU 09/19/03 TOTAL HOURS FOR COUNT 93  
3 DAYS AVG WEEKDAY VOL 16190 X SEASONAL ADJ. FACTOR 0.9200 = 14895 X AXLE CORR FACTOR 0.9446 = ESTIMATED AVG DAILY TRAFFIC 14070

FACTOR GROUP GR-02

FACTOR GROUP GR-A2

SR 503 MP 001.60 OFF SYSTEM ID. LEG 2 DIRECTION OF TRAFFIC NORTHBOUND LANE ALL OF

COUNT IDENTIFIER ATR COUNTER NUMBER 005117 DESCRIPTION: ON SR 503 N/O NE 95TH ST

09/15/03	MONDAY	AM HOURS												PM HOURS												DAILY
COUNT	12	1	2	3	4	5	6	7	8	9	10	11	12	1	2	3	4	5	6	7	8	9	10	11	12	TOTAL
00-15	12	1	2	3	4	5	6	7	8	9	10	11	12	1	2	3	4	5	6	7	8	9	10	11	12	15092
15-30	1	2	3	4	5	6	7	8	9	10	11	12	1	2	3	4	5	6	7	8	9	10	11	12	15092	
30-45	1	2	3	4	5	6	7	8	9	10	11	12	1	2	3	4	5	6	7	8	9	10	11	12	15092	
45-00	1	2	3	4	5	6	7	8	9	10	11	12	1	2	3	4	5	6	7	8	9	10	11	12	15092	
TOT	121	75	52	38	36	107	425	651	706	590	670	750	930	1011	1072	1253	1388	1523	1097	868	647	533	340	209	15092	9003
AM PEAK HOUR 0000 TO 0000 VOLUME 1517													PM PEAK HOUR 0430 TO 0530 VOLUME 0												AM TOTAL 9003	

09/16/03	TUESDAY	AM HOURS												PM HOURS												DAILY
COUNT	12	1	2	3	4	5	6	7	8	9	10	11	12	1	2	3	4	5	6	7	8	9	10	11	12	TOTAL
00-15	12	1	2	3	4	5	6	7	8	9	10	11	12	1	2	3	4	5	6	7	8	9	10	11	12	15411
15-30	1	2	3	4	5	6	7	8	9	10	11	12	1	2	3	4	5	6	7	8	9	10	11	12	15411	
30-45	1	2	3	4	5	6	7	8	9	10	11	12	1	2	3	4	5	6	7	8	9	10	11	12	15411	
45-00	1	2	3	4	5	6	7	8	9	10	11	12	1	2	3	4	5	6	7	8	9	10	11	12	15411	
TOT	124	70	74	43	47	108	396	757	768	658	665	835	940	1013	1113	1214	1455	1437	1162	828	696	529	294	185	15411	9003
AM PEAK HOUR 1100 TO 1200 VOLUME 835													PM PEAK HOUR 0445 TO 0545 VOLUME 1499												AM TOTAL 4545	

09/17/03	WEDNESDAY	AM HOURS												PM HOURS												DAILY
COUNT	12	1	2	3	4	5	6	7	8	9	10	11	12	1	2	3	4	5	6	7	8	9	10	11	12	TOTAL
00-15	12	1	2	3	4	5	6	7	8	9	10 <td>11</td> <td>12</td> <td>1</td> <td>2</td> <td>3</td> <td>4</td> <td>5</td> <td>6</td> <td>7</td> <td>8</td> <td>9</td> <td>10</td> <td>11</td> <td>12</td> <td>15092</td>	11	12	1	2	3	4	5	6	7	8	9	10	11	12	15092
15-30	1	2	3	4	5	6	7	8	9	10	11	12	1	2	3	4	5	6	7	8	9	10	11	12	15092	
30-45	1	2	3	4	5	6	7	8	9	10	11	12	1	2	3	4	5	6	7	8	9	10	11	12	15092	
45-00	1	2	3	4	5	6	7	8	9	10	11	12	1	2	3	4	5	6	7	8	9	10	11	12	15092	
TOT	121	75	52	38	36	107	425	651	706	590	670	750	930	1011	1072	1253	1388	1523	1097	868	647	533	340	209	15092	9003
AM PEAK HOUR 1100 TO 1200 VOLUME 750													PM PEAK HOUR 0500 TO 0600 VOLUME 1523												AM TOTAL 4221	

SR 503 MP 001.60 OFF SYSTEM ID. LEG 2 DIRECTION OF TRAFFIC NORTHBOUND LANE ALL OF

COUNT IDENTIFIER ATR COUNTER NUMBER 005117 DESCRIPTION: ON SR 503 N/O NE 95TH ST

09/18/03	THURSDAY	AM HOURS												PM HOURS												DAILY TOTAL
		1	2	3	4	5	6	7	8	9	10	11	12	1	2	3	4	5	6	7	8	9	10	11	12	
12	1	2	3	4	5	6	7	8	9	10	11	12	1	2	3	4	5	6	7	8	9	10	11	12	15421	
40	28	11	12	11	15	58	160	146	151	163	183	181	248	283	335	340	388	360	261	187	140	101	58			
15-30	34	24	17	12	20	85	180	186	157	166	183	224	231	238	306	359	400	303	208	191	132	73	44			
30-45	20	18	22	13	10	26	98	170	190	153	178	222	213	246	278	313	364	351	294	174	119	72	46			
45-00	32	21	26	11	19	34	134	168	178	190	228	241	278	253	343	360	348	316	230	170	121	52	54			
TOT	126	91	76	48	53	95	375	696	639	697	816	859	1003	1052	1297	1423	1487	1273	891	722	512	298	202			
									AM PEAK HOUR 1100 TO 1200 VOLUME 816											AM TOTAL 4402						
									PM PEAK HOUR 0430 TO 0530 VOLUME 1512											PM TOTAL 11019						

09/19/03	FRIDAY	AM HOURS												PM HOURS												DAILY TOTAL
		1	2	3	4	5	6	7	8	9	10	11	12	1	2	3	4	5	6	7	8	9	10	11	12	
12	1	2	3	4	5	6	7	8	9	10	11	12	1	2	3	4	5	6	7	8	9	10	11	12	3847	
48	27	12	14	8	13	52	173	150	172	197	222	222	261	187	140	101	58	44	46	52	54	52	54			
15-30	32	17	23	11	20	79	177	209	148	172	203	203	192	170	192	170	192	170	192	170	192	170	192			
30-45	23	18	11	11	11	22	103	159	152	203	203	203	192	170	192	170	192	170	192	170	192	170	192			
45-00	23	24	19	23	35	148	173	149	170	192	192	192	192	170	192	170	192	170	192	170	192	170	192			
TOT	126	86	70	55	62	89	382	682	667	642	764	222	789	0	0	0	0	0	0	0	0	0	0			
									AM PEAK HOUR 1015 TO 1115 VOLUME 789											AM TOTAL 3847						
									PM PEAK HOUR 0000 TO 0000 VOLUME 0											PM TOTAL 0						

09/15/03 THRU 09/19/03 TOTAL HOURS FOR COUNT 93

3 DAYS AVG WEEKDAY VOL 15308 X SEASONAL ADJ. FACTOR 0.9200 = 14083 X AXLE CORR FACTOR 0.9446 = ESTIMATED AVG DAILY TRAFFIC 13303

FACTOR GROUP GR-02

FACTOR GROUP GR-A2

SR 503 MP 001.60 OFF SYSTEM ID. LEG 2 DIRECTION OF TRAFFIC BOTH WAYS LANE ALL OF

COUNT IDENTIFIER ATR COUNTER NUMBER 005117 DESCRIPTION: ON SR 503 N/O NE 95TH ST

09/15/03	MONDAY	AM HOURS												PM HOURS												DAILY TOTAL
		1	2	3	4	5	6	7	8	9	10	11	12	1	2	3	4	5	6	7	8	9	10	11	12	
00-15	12	1	2	3	4	5	6	7	8	9	10	11	12	1	2	3	4	5	6	7	8	9	10	11	12	15668
15-30	1	2	3	4	5	6	7	8	9	10	11	12	1	2	3	4	5	6	7	8	9	10	11	12	15668	
30-45	1	2	3	4	5	6	7	8	9	10	11	12	1	2	3	4	5	6	7	8	9	10	11	12	15668	
45-00	1	2	3	4	5	6	7	8	9	10	11	12	1	2	3	4	5	6	7	8	9	10	11	12	15668	
HOUR	12	1	2	3	4	5	6	7	8	9	10	11	12	1	2	3	4	5	6	7	8	9	10	11	12	15668
TOT	165	111	83	104	207	609	1520	2126	1804	1603	1593	1785	1894	1947	2183	2262	2329	2563	1930	1483	1090	890	585	323	31189	

AM PEAK HOUR 0000 TO 0000 VOLUME 0  
PM PEAK HOUR 0415 TO 0515 VOLUME 2599

09/16/03	TUESDAY	AM HOURS												PM HOURS												DAILY TOTAL
		1	2	3	4	5	6	7	8	9	10	11	12	1	2	3	4	5	6	7	8	9	10	11	12	
00-15	12	1	2	3	4	5	6	7	8	9	10	11	12	1	2	3	4	5	6	7	8	9	10	11	12	31662
15-30	1	2	3	4	5	6	7	8	9	10	11	12	1	2	3	4	5	6	7	8	9	10	11	12	31662	
30-45	1	2	3	4	5	6	7	8	9	10	11	12	1	2	3	4	5	6	7	8	9	10	11	12	31662	
45-00	1	2	3	4	5	6	7	8	9	10	11	12	1	2	3	4	5	6	7	8	9	10	11	12	31662	
HOUR	12	1	2	3	4	5	6	7	8	9	10	11	12	1	2	3	4	5	6	7	8	9	10	11	12	31662
TOT	174	100	122	124	215	621	1491	2282	1912	1600	1652	1870	2006	1975	2219	2261	2409	2396	2040	1415	1156	832	489	301	31662	

AM PEAK HOUR 0700 TO 0800 VOLUME 2282  
PM PEAK HOUR 0415 TO 0515 VOLUME 2494

09/17/03	WEDNESDAY	AM HOURS												PM HOURS												DAILY TOTAL
		1	2	3	4	5	6	7	8	9	10	11	12	1	2	3	4	5	6	7	8	9	10	11	12	
00-15	12	1	2	3	4	5	6	7	8	9	10	11	12	1	2	3	4	5	6	7	8	9	10	11	12	11710
15-30	1	2	3	4	5	6	7	8	9	10	11	12	1	2	3	4	5	6	7	8	9	10	11	12	11710	
30-45	1	2	3	4	5	6	7	8	9	10	11	12	1	2	3	4	5	6	7	8	9	10	11	12	11710	
45-00	1	2	3	4	5	6	7	8	9	10	11	12	1	2	3	4	5	6	7	8	9	10	11	12	11710	
HOUR	12	1	2	3	4	5	6	7	8	9	10	11	12	1	2	3	4	5	6	7	8	9	10	11	12	11710
TOT	165	111	83	104	207	609	1520	2126	1804	1603	1593	1785	1894	1947	2183	2262	2329	2563	1930	1483	1090	890	585	323	31189	

AM PEAK HOUR 0700 TO 0800 VOLUME 2126  
PM PEAK HOUR 0500 TO 0600 VOLUME 2563

SR 503 MP 001.60 OFF SYSTEM ID. LEG 2 DIRECTION OF TRAFFIC BOTH WAYS LANE ALL OF

COUNT IDENTIFIER ATR COUNTER NUMBER 005117 DESCRIPTION: ON SR 503 N/O NE 95TH ST

09/18/03	THURSDAY	AM HOURS												PM HOURS	DAILY TOTAL										
		1	2	3	4	5	6	7	8	9	10	11	12												
12	1	2	3	4	5	6	7	8	9	10	11	12	1	2	3	4	5	6	7	8	9	10	11	12	
00-15	63	31	16	33	38	83	249	469	448	429	374	419	416	482	535	582	582	690	592	433	323	257	158	93	
15-30	57	41	26	30	50	119	345	563	438	414	413	464	477	525	586	626	644	517	357	313	222	142	81	79	
30-45	44	32	33	25	45	175	402	589	499	384	448	524	449	478	578	587	628	603	475	354	300	217	130	79	
45-00	47	31	39	35	76	171	460	509	446	389	460	552	453	514	489	607	610	546	495	347	276	184	97	74	
TOT	211	135	114	123	209	548	1456	2130	1831	1616	1695	1908	1782	1951	2127	2362	2446	2483	2079	1491	1212	880	527	327	31643
									AM PEAK HOUR 0700 TO 0800 VOLUME 2130																AM TOTAL 11976
									PM PEAK HOUR 0430 TO 0530 VOLUME 2572																PM TOTAL 19667

09/19/03	FRIDAY	AM HOURS												PM HOURS	DAILY TOTAL										
		1	2	3	4	5	6	7	8	9	10	11	12												
12	1	2	3	4	5	6	7	8	9	10	11	12	1	2	3	4	5	6	7	8	9	10	11	12	
00-15	65	40	22	29	30	78	260	457	422	396	430	477													
15-30	50	28	30	29	63	114	307	554	512	395	445														
30-45	56	32	17	37	65	147	441	542	470	393	481														
45-00	35	36	40	34	75	177	466	545	435	388	478														
TOT	206	136	109	129	233	516	1474	2098	1839	1572	1834	477													10623
									AM PEAK HOUR 0700 TO 0800 VOLUME 2098																AM TOTAL 10623
									PM PEAK HOUR 0000 TO 0000 VOLUME 0																PM TOTAL 0

09/15/03 THRU 09/19/03 TOTAL HOURS FOR COUNT 93

3 DAYS  
 AVG WEEKDAY VOL 31498 X SEASONAL ADJ. FACTOR 0.9200 = 28978 X AXLE CORR FACTOR 0.9446 = ESTIMATED AVG DAILY TRAFFIC 27373  
 PEAK HOUR PERCENTAGES: K = 8.25 D = 57.48  
 PEAK HOUR LOCATION : VOLUME = 2599 DATE: 09/15/03 TIME: 04:15 PM