



Interval 60 min. 15 min.
 Binned(CL/SP) Count(volume)
Lane No 1 2

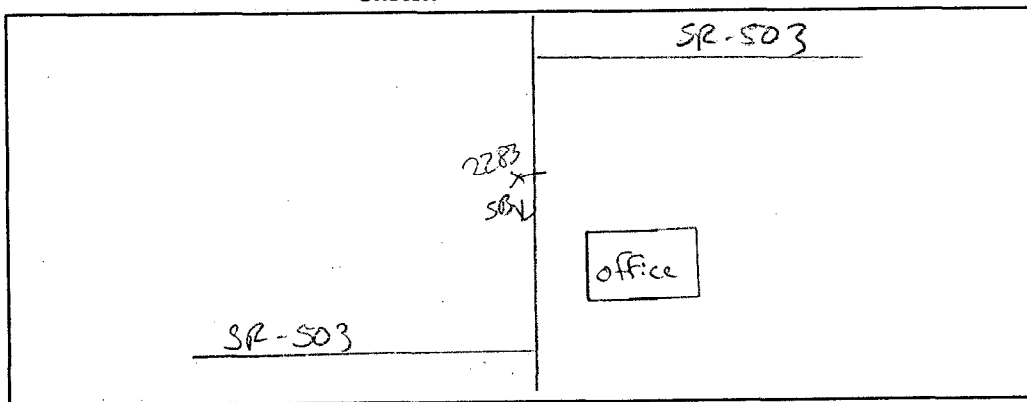
Direction Channel 1 _____
Direction Channel 2 _____
Unique ID# _____

Counter No. 422283 Count ID HPMS
SR 503 RRT/RRQ _____ MP 20.94
Leg 1 ~~2~~ Direction SB OSID _____

Station Description ON SR-503 n/w 399th ave S/O NE 221 ST AVE

Date	Day	Time	Comments			
10/15/12	2	11:39	Manual (1) <u>5</u> (2) _____ Counter (1) <u>5</u> (2) _____	Set up ok	JDM	6.4v
10/16/12	3	09:39	Manual (1) <u>7</u> (2) _____ Counter (1) <u>7</u> (2) _____	Check ok	JDM	6.4v
10/17/12	4	09:05	Manual (1) <u>13</u> (2) _____ Counter (1) <u>13</u> (2) _____	Check ok	JDM	6.5v
10/18/12	5	13:30	Manual (1) <u>1</u> (2) _____ Counter (1) <u>1</u> (2) _____	P/U ok	JDM	6.4v
			Manual (1) _____ (2) _____ Counter (1) _____ (2) _____			

Sketch



J. Mydler
Field Person



Interval 60 min. 15 min.
 Binned(CL/SP) Count(volume)
Lane No 1 2

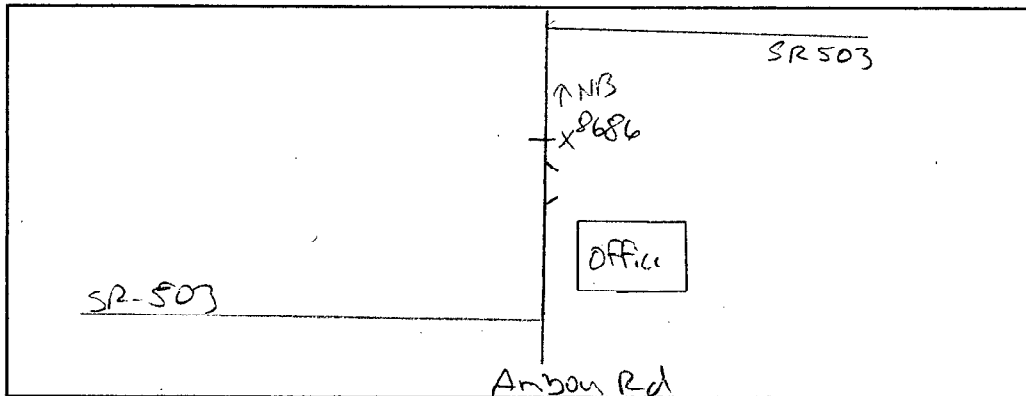
Direction Channel 1 _____
Direction Channel 2 _____
Unique ID# _____

Counter No. 428686 Count ID HPMS
SR 503 RRT/RRQ MP 20.94
Leg 1 Direction NB OSID _____

Station Description ON SR-503 n/o 399th ave S/O NE 221 ST AVE

Date	Day	Time	Comments			
10/15/12	2	11:38	Manual (1) 5 (2) _____ Counter (1) 5 (2) _____	Set up ok	JDM	6.4v
10/16/12	3	09:34	Manual (1) 9 (2) _____ Counter (1) 9 (2) _____	Check ok	JDM	6.5v
10/17/12	4	09:05	Manual (1) 9 (2) _____ Counter (1) 9 (2) _____	Check ok	JDM	6.5v
10/18/12	5	13:30	Manual (1) 1 (2) _____ Counter (1) 1 (2) _____	P/U ok	JDM	6.8v
			Manual (1) _____ (2) _____ Counter (1) _____ (2) _____			

Sketch



J. Mydder
Field Person

SR 503 MP 020.94 OFF SYSTEM ID. LEG 1 DIRECTION OF TRAFFIC SOUTHBOUND LANE ALL OF
COUNT IDENTIFIER HPMS COUNTER NUMBER 422283 DESCRIPTION: ON SR 503 S/O NE 221ST AVE

COUNT IDENTIFIER	HPMS	COUNTER NUMBER	AM HOURS												PM HOURS	AM TOTAL	PM TOTAL	DAILY TOTAL									
			1	2	3	4	5	6	7	8	9	10	11	12													
10/15/12 MONDAY			1	2	3	4	5	6	7	8	9	10	11	12	1	2	3	4	5	6	7	8	9	10	11	12	21
00-15																											
15-30			1	2	3	4	5	6	7	8	9	10	11	12	1	2	3	4	5	6	7	8	9	10	11	12	2
30-45																											
45-00																											
HOUR																											
TOT			21	80	86	80	143	141	95	64	48	25	16	4	7	810											

COUNT IDENTIFIER	HPMS	COUNTER NUMBER	AM HOURS												PM HOURS	AM TOTAL	PM TOTAL	DAILY TOTAL									
			1	2	3	4	5	6	7	8	9	10	11	12													
10/16/12 TUESDAY			1	2	3	4	5	6	7	8	9	10	11	12	1	2	3	4	5	6	7	8	9	10	11	12	1529
00-15																											
15-30			1	1	1	2	4	10	22	29	14	34	32	13	27	29	26	26	30	40	28	10	9	6	3	5	
30-45			1	1	1	2	4	10	22	29	14	34	32	13	27	29	26	26	30	40	28	10	9	6	3	5	
45-00																											
HOUR																											
TOT			2	3	3	10	29	65	91	104	122	90	93	68	84	78	104	147	127	124	80	34	29	19	12	11	680

COUNT IDENTIFIER	HPMS	COUNTER NUMBER	AM HOURS												PM HOURS	AM TOTAL	PM TOTAL	DAILY TOTAL									
			1	2	3	4	5	6	7	8	9	10	11	12													
10/17/12 WEDNESDAY			1	2	3	4	5	6	7	8	9	10	11	12	1	2	3	4	5	6	7	8	9	10	11	12	1611
00-15																											
15-30			1	1	1	2	6	18	18	25	19	23	31	33	25	20	22	22	48	43	28	18	13	5	2	2	
30-45			2	1	1	5	15	19	25	22	16	21	22	17	17	19	18	18	42	29	10	12	8	6	1	1	
45-00																											
HOUR																											
TOT			3	1	2	12	26	83	86	101	130	78	96	98	98	84	83	149	147	134	72	55	40	20	6	7	1611

AM PEAK HOUR 0815 TO 0915 VOLUME 134
PM PEAK HOUR 0330 TO 0430 VOLUME 199

DOT-RNB515A-B

STATE OF WASHINGTON - DEPARTMENT OF TRANSPORTATION
TRIP SYSTEM
15 MINUTE TRAFFIC COUNT SUMMARY

DATE 10/23/12
TIME 07:21:59
PAGE 122

SR 503 MP 020.94 OFF SYSTEM ID. LEG 1 DIRECTION OF TRAFFIC SOUTHBOUND LANE ALL OF

COUNT IDENTIFIER HPMS COUNTER NUMBER 422283 DESCRIPTION: ON SR 503 S/O NE 221ST AVE

10/18/12 THURSDAY	AM HOURS												PM HOURS												DAILY TOTAL
	1	2	3	4	5	6	7	8	9	10	11	12	1	2	3	4	5	6	7	8	9	10	11	12	
12	1	2	3	4	5	6	7	8	9	10	11	12	1	2	3	4	5	6	7	8	9	10	11	12	847
1	2	3	4	5	6	7	8	9	10	11	12	1	2	3	4	5	6	7	8	9	10	11	12		
1	1	1	1	4	13	32	33	26	32	37	13	21	19	23	20	21	34	22							
1	1	1	1	2	18	16	18	20	13	20	21	34	23												
1	1	2	1	12	16	27	31	18	21	13	24	22													
45-00	1	1	1	11	23	29	12	75	21	21	23	17													
TOT	3	1	3	9	29	70	104	139	87	91	81	94	42											847	

10/15/12 THRU 10/18/12
TOTAL HOURS FOR COUNT 73

3 DAYS
AVG WEEKDAY VOL 1547 X SEASONAL ADJ. FACTOR 1.0100 = 1562 X AXLE CORR FACTOR 0.9307 = ESTIMATED AVG DAILY TRAFFIC 1454

FACTOR GROUP GR-05
FACTOR GROUP GR-R2

AM PEAK HOUR 0815 TO 0915 VOLUME 145
PM PEAK HOUR 1200 TO 0100 VOLUME 94

STATE OF WASHINGTON - DEPARTMENT OF TRANSPORTATION
TRIP SYSTEM
15 MINUTE TRAFFIC COUNT SUMMARY

SR 503 MP 020.94 OFF SYSTEM ID. LEG 1 DIRECTION OF TRAFFIC BOTH WAYS LANE ALL OF

COUNT IDENTIFIER HPMS COUNTER NUMBER 428686 DESCRIPTION: ON SR 503 S/O NE 221ST AVE

10/15/12 MONDAY	AM HOURS												PM HOURS												DAILY TOTAL																							
	1	2	3	4	5	6	7	8	9	10	11	12	1	2	3	4	5	6	7	8	9	10	11	12																								
12	1	2	3	4	5	6	7	8	9	10	11	12	1	2	3	4	5	6	7	8	9	10	11	12	1766																							
TOT	37												163												275	268	228	174	120	72	50	26	16	1766														
	AM PEAK HOUR 0000 TO 0000 VOLUME												PM PEAK HOUR 0330 TO 0430 VOLUME												0																							
	37												163												275																							

10/16/12 TUESDAY	AM HOURS												PM HOURS												DAILY TOTAL																							
	1	2	3	4	5	6	7	8	9	10	11	12	1	2	3	4	5	6	7	8	9	10	11	12																								
12	1	2	3	4	5	6	7	8	9	10	11	12	1	2	3	4	5	6	7	8	9	10	11	12	3050																							
TOT	84												143												262	165	163	135	158	153	198	290	278	257	193	93	98	71	35	24	3050							
	AM PEAK HOUR 0815 TO 0915 VOLUME												PM PEAK HOUR 0430 TO 0530 VOLUME												275																							
	262												165												163																							

10/17/12 WEDNESDAY	AM HOURS												PM HOURS												DAILY TOTAL																							
	1	2	3	4	5	6	7	8	9	10	11	12	1	2	3	4	5	6	7	8	9	10	11	12																								
12	1	2	3	4	5	6	7	8	9	10	11	12	1	2	3	4	5	6	7	8	9	10	11	12	3259																							
TOT	107												134												260	148	175	168	206	199	192	305	291	269	195	150	89	59	34	20	3259							
	AM PEAK HOUR 0815 TO 0915 VOLUME												PM PEAK HOUR 0330 TO 0430 VOLUME												262																							
	337												337												337																							

SR 503 MP 020.94 OFF SYSTEM ID. LEG 1 DIRECTION OF TRAFFIC BOTH WAYS LANE ALL OF

COUNT IDENTIFIER	HPMS	COUNTER NUMBER	DESCRIPTION: ON SR 503 S/O NE 221ST AVE												DAILY TOTAL										
			AM HOURS						PM HOURS																
			1	2	3	4	5	6	7	8	9	10	11	12											
10/18/12 THURSDAY			1	2	3	4	5	6	7	8	9	10	11	12											
12	1	2	3	4	5	6	7	8	9	10	11	12	1	2	3	4	5	6	7	8	9	10	11	12	
00-15	2	1	1	1	5	17	42	49	51	55	57	43	40	50											
15-30	3	2	1	1	3	24	32	35	50	26	41	42	53	45											
30-45	1	2	5	1	19	22	37	47	46	46	35	38	35												
45-00	2	1	1	1	14	29	42	35	140	48	45	55	47												
HOUR																									
TOT	8	7	8	12	41	92	153	166	289	175	178	178	175	95											
									AM PEAK HOUR 0815 TO 0915 VOLUME						293										
									PM PEAK HOUR 1215 TO 0115 VOLUME						185										
10/15/12 THRU 10/18/12																									
TOTAL HOURS FOR COUNT																									

3 DAYS
 AVG WEEKDAY VOL 3115 X SEASONAL ADJ. FACTOR 1.0100 = 3146 X AXLE CORR FACTOR 0.9307 = ESTIMATED AVG DAILY TRAFFIC 2928
 PEAK HOUR PERCENTAGES: K = 10.82 D = 59.05
 PEAK HOUR LOCATION : VOLUME = 337 DATE: 10/17/12 TIME: 03:30 PM

NOTE: COUNT LOW?



RU

Interval 60 min. 15 min.
 Binned(CL/SP) Count(volume)
Lane No 1 2

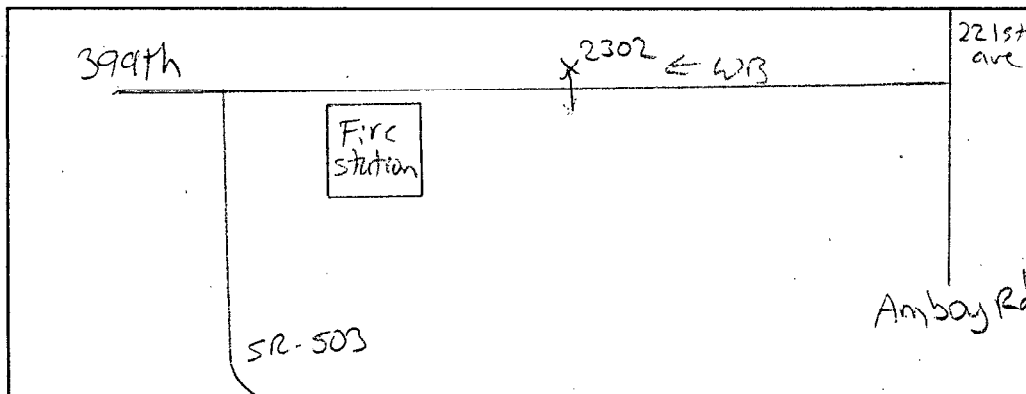
Direction Channel 1 _____
Direction Channel 2 _____
Unique ID# _____

Counter No. 422302 Count ID HPMS
SR 503 RRT/RRQ MP 20.44
Leg 2 Direction WB OSID _____

Station Description ON SR-503 e/o 399th ^{NE} ave - ~~ave~~ ST

Date	Day	Time	Comments			
10/15/12	2	11:28	Manual (1) <u>2</u> (2) _____ Counter (1) <u>2</u> (2) _____	Set up ok	JDM	6.4v
10/16/12	3	09:20	Manual (1) <u>11</u> (2) _____ Counter (1) <u>11</u> (2) _____	Check ok	JDM	6.4v
10/17/12	4	08:58	Manual (1) <u>11</u> (2) _____ Counter (1) <u>11</u> (2) _____	Check ok	JDM	6.4v
10/18/12	5	13:20	Manual (1) <u>1</u> (2) _____ Counter (1) <u>1</u> (2) _____	Check ok	JDM	6.5v
10/19/12	6	_____	Manual (1) _____ (2) _____ Counter (1) _____ (2) _____	P/U ok	JDM	

Sketch



J. Myddar
Field Person



Interval 60 min. 15 min.
 Binned(CL/SP) Count(volume)
Lane No 1 2

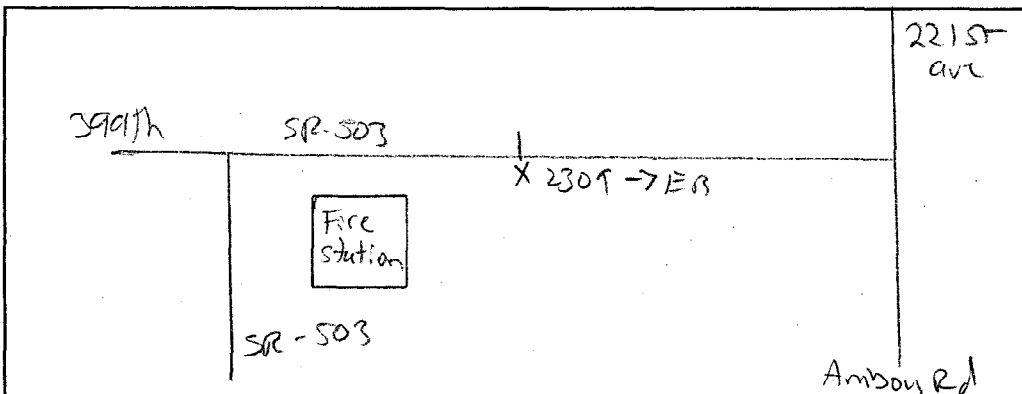
Direction Channel 1 _____
Direction Channel 2 _____
Unique ID# _____

Counter No. 422309 Count ID HPMS
SR 503 RRT/RRQ MP 20.44
Leg 2 Direction EB OSID _____

Station Description _ ON ^{NE} SR-503 e/o 399th ave ST

Date	Day	Time	Comments
10/15/12	2	11:27	Manual (1) <u>3</u> (2) _____ Set up ok JDM 6.5v Counter (1) <u>3</u> (2) _____
10/16/12	3	09:14	Manual (1) <u>9</u> (2) _____ Check ok JDM 6.5v Counter (1) <u>9</u> (2) _____ tube had hole in it fixed @ 09:15
10/17/12	4	08:58	Manual (1) <u>11</u> (2) _____ Check ok JDM 6.4v Counter (1) <u>11</u> (2) _____
10/18/12	5	13:20	Manual (1) <u>1</u> (2) _____ P/U ok JDM 6.5v Counter (1) <u>1</u> (2) _____
			Manual (1) _____ (2) _____ Counter (1) _____ (2) _____

Sketch



J. Mylar
Field Person

DOT-RWB515A-B

STATE OF WASHINGTON - DEPARTMENT OF TRANSPORTATION
TRIP SYSTEM
15 MINUTE TRAFFIC COUNT SUMMARY

DATE 10/23/12
TIME 07:21:59
PAGE 115

SR 503 MP 020.44 OFF SYSTEM ID. LEG 2 DIRECTION OF TRAFFIC WESTBOUND LANE ALL OF

COUNT IDENTIFIER	HPMS	COUNTER NUMBER	DESCRIPTION: ON SR 503 E/O NE 399TH ST
10/15/12 MONDAY		422302	
12	1	2	3
	1	2	3
	2	3	4
	3	4	5
	4	5	6
	5	6	7
	6	7	8
	7	8	9
	8	9	10
	9	10	11
	10	11	12
	11	12	
	12		
	1	2	3
	2	3	4
	3	4	5
	4	5	6
	5	6	7
	6	7	8
	7	8	9
	8	9	10
	9	10	11
	10	11	12
	11	12	
	12		
	1	2	3
	2	3	4
	3	4	5
	4	5	6
	5	6	7
	6	7	8
	7	8	9
	8	9	10
	9	10	11
	10	11	12
	11	12	
	12		
	1	2	3
	2	3	4
	3	4	5
	4	5	6
	5	6	7
	6	7	8
	7	8	9
	8	9	10
	9	10	11
	10	11	12
	11	12	
	12		
	1	2	3
	2	3	4
	3	4	5
	4	5	6
	5	6	7
	6	7	8
	7	8	9
	8	9	10
	9	10	11
	10	11	12
	11	12	
	12		
	1	2	3
	2	3	4
	3	4	5
	4	5	6
	5	6	7
	6	7	8
	7	8	9
	8	9	10
	9	10	11
	10	11	12
	11	12	
	12		
	1	2	3
	2	3	4
	3	4	5
	4	5	6
	5	6	7
	6	7	8
	7	8	9
	8	9	10
	9	10	11
	10	11	12
	11	12	
	12		
	1	2	3
	2	3	4
	3	4	5
	4	5	6
	5	6	7
	6	7	8
	7	8	9
	8	9	10
	9	10	11
	10	11	12
	11	12	
	12		
	1	2	3
	2	3	4
	3	4	5
	4	5	6
	5	6	7
	6	7	8
	7	8	9
	8	9	10
	9	10	11
	10	11	12
	11	12	
	12		
	1	2	3
	2	3	4
	3	4	5
	4	5	6
	5	6	7
	6	7	8
	7	8	9
	8	9	10
	9	10	11
	10	11	12
	11	12	
	12		
	1	2	3
	2	3	4
	3	4	5
	4	5	6
	5	6	7
	6	7	8
	7	8	9
	8	9	10
	9	10	11
	10	11	12
	11	12	
	12		
	1	2	3
	2	3	4
	3	4	5
	4	5	6
	5	6	7
	6	7	8
	7	8	9
	8	9	10
	9	10	11
	10	11	12
	11	12	
	12		
	1	2	3
	2	3	4
	3	4	5
	4	5	6
	5	6	7
	6	7	8
	7	8	9
	8	9	10
	9	10	11
	10	11	12
	11	12	
	12		
	1	2	3
	2	3	4
	3	4	5
	4	5	6
	5	6	7
	6	7	8
	7	8	9
	8	9	10
	9	10	11
	10	11	12
	11	12	
	12		
	1	2	3
	2	3	4
	3	4	5
	4	5	6
	5	6	7
	6	7	8
	7	8	9
	8	9	10
	9	10	11
	10	11	12
	11	12	
	12		
	1	2	3
	2	3	4
	3	4	5
	4	5	6
	5	6	7
	6	7	8
	7	8	9
	8	9	10
	9	10	11
	10	11	12
	11	12	
	12		
	1	2	3
	2	3	4
	3	4	5
	4	5	6
	5	6	7
	6	7	8
	7	8	9
	8	9	10
	9	10	11
	10	11	12
	11	12	
	12		
	1	2	3
	2	3	4
	3	4	5
	4	5	6
	5	6	7
	6	7	8
	7	8	9
	8	9	10
	9	10	11
	10	11	12
	11	12	
	12		
	1	2	3
	2	3	4
	3	4	5
	4	5	6
	5	6	7
	6	7	8
	7	8	9
	8	9	10
	9	10	11
	10	11	12
	11	12	
	12		
	1	2	3
	2	3	4
	3	4	5
	4	5	6
	5	6	7
	6	7	8
	7	8	9
	8	9	10
	9	10	11
	10	11	12
	11	12	
	12		
	1	2	3
	2	3	4
	3	4	5
	4	5	6
	5	6	7
	6	7	8
	7	8	9
	8	9	10
	9	10	11
	10	11	12
	11	12	
	12		
	1	2	3
	2	3	4
	3	4	5
	4	5	6
	5	6	7
	6	7	8
	7	8	9
	8	9	10
	9	10	11
	10	11	12
	11	12	
	12		
	1	2	3
	2	3	4
	3	4	5
	4	5	6
	5	6	7
	6	7	8
	7	8	9
	8	9	10
	9	10	11
	10	11	12
	11	12	
	12		
	1	2	3
	2	3	4
	3	4	5
	4	5	6
	5	6	7
	6	7	8
	7	8	9
	8	9	10
	9	10	11
	10	11	12
	11	12	
	12		
	1	2	3
	2	3	4
	3	4	5
	4	5	6
	5	6	7
	6	7	8
	7	8	9
	8	9	10
	9	10	11
	10	11	12
	11	12	
	12		
	1	2	3
	2	3	4
	3	4	5
	4	5	6
	5	6	7
	6	7	8
	7	8	9
	8	9	10
	9	10	11
	10	11	12
	11	12	
	12		
	1	2	3
	2	3	4
	3	4	5
	4	5	6
	5	6	7
	6	7	8
	7	8	9
	8	9	10
	9	10	11
	10	11	12
	11	12	
	12		
	1	2	3
	2	3	4
	3	4	5
	4	5	6
	5	6	7
	6	7	8
	7	8	9
	8	9	10
	9	10	11
	10	11	12
	11	12	
	12		
	1	2	3
	2	3	4
	3	4	5
	4	5	6
	5	6	7
	6	7	8
	7	8	9
	8	9	10
	9	10	11
	10	11	12
	11	12	
	12		
	1	2	3
	2	3	4
	3	4	5
	4	5	6
	5	6	7
	6	7	8
	7	8	9
	8	9	10
	9	10	11
	10	11	12
	11	12	
	12		

STATE OF WASHINGTON - DEPARTMENT OF TRANSPORTATION
TRIP SYSTEM
15 MINUTE TRAFFIC COUNT SUMMARY

SR 503 MP 020.44 OFF SYSTEM ID. LEG 2 DIRECTION OF TRAFFIC EASTBOUND LANE ALL OF

COUNT IDENTIFIER	HPMS	COUNTER NUMBER	422309	DESCRIPTION: ON SR 503 E/O NE 399TH ST	AM PEAK HOUR 0000 TO 0530 VOLUME	PM PEAK HOUR 0430 TO 0530 VOLUME	AM TOTAL	PM TOTAL	DAILY TOTAL							
10/15/12 MONDAY																
12	1	2	3	4	5	6	7	8	9	10	11	12	DAILY TOTAL			
	1	2	3	4	5	6	7	8	9	10	11	12				
00-15					19	18	20	29	34	39	37	21	16	19	10	
15-30					15	20	28	48	36	40	36	25	15	11	8	
30-45					16	29	23	27	46	38	27	17	13	11	8	
45-00					16	21	16	23	46	34	27	14	10	8	2	
TOT					32	84	77	98	136	162	151	77	54	49	34	1091
					AM PEAK HOUR 0000 TO 0530 VOLUME	PM PEAK HOUR 0430 TO 0530 VOLUME	AM TOTAL	PM TOTAL	DAILY TOTAL							
					0	171	171	171	171	171	171	171	171	171	171	1059

COUNT IDENTIFIER	HPMS	COUNTER NUMBER	422309	DESCRIPTION: ON SR 503 E/O NE 399TH ST	AM PEAK HOUR 0000 TO 0530 VOLUME	PM PEAK HOUR 0430 TO 0530 VOLUME	AM TOTAL	PM TOTAL	DAILY TOTAL							
10/16/12 TUESDAY																
12	1	2	3	4	5	6	7	8	9	10	11	12	DAILY TOTAL			
	1	2	3	4	5	6	7	8	9	10	11	12				
00-15					6	6	6	6	6	6	6	6	6	6	6	
15-30					1	3	1	1	1	1	1	1	1	1	1	
30-45					1	1	1	1	1	1	1	1	1	1	1	
45-00					2	1	1	1	1	1	1	1	1	1	1	
TOT					6	5	5	5	5	5	5	5	5	5	5	
					AM PEAK HOUR 0000 TO 0530 VOLUME	PM PEAK HOUR 0430 TO 0530 VOLUME	AM TOTAL	PM TOTAL	DAILY TOTAL							
					6	56	66	73	73	73	91	157	161	171	136	64
					AM PEAK HOUR 0930 TO 1030 VOLUME	PM PEAK HOUR 0430 TO 0530 VOLUME	AM TOTAL	PM TOTAL	DAILY TOTAL							
					75	194	194	194	194	194	194	194	194	194	194	267

BAD TUBE

COUNT IDENTIFIER	HPMS	COUNTER NUMBER	422309	DESCRIPTION: ON SR 503 E/O NE 399TH ST	AM PEAK HOUR 0000 TO 0530 VOLUME	PM PEAK HOUR 0430 TO 0530 VOLUME	AM TOTAL	PM TOTAL	DAILY TOTAL						
10/17/12 WEDNESDAY															
12	1	2	3	4	5	6	7	8	9	10	11	12	DAILY TOTAL		
	1	2	3	4	5	6	7	8	9	10	11	12			
00-15					1	1	1	1	1	1	1	1	1	1	
15-30					2	2	2	2	2	2	2	2	2	2	
30-45					2	1	1	1	1	1	1	1	1	1	
45-00					1	4	4	4	4	4	4	4	4	4	
TOT					7	3	3	3	3	3	3	3	3	3	
					AM PEAK HOUR 0800 TO 0900 VOLUME	PM PEAK HOUR 0415 TO 0515 VOLUME	AM TOTAL	PM TOTAL	DAILY TOTAL						
					111	174	111	174	174	174	174	174	174	174	174

1691

SR 503 MP 020.44 OFF SYSTEM ID. LEG 2 DIRECTION OF TRAFFIC BOTH WAYS LANE ALL OF
 COUNT IDENTIFIER HPMS COUNTER NUMBER 422309 DESCRIPTION: ON SR 503 E/O NE 399TH ST

10/15/12 MONDAY	AM HOURS												PM HOURS												DAILY TOTAL
	1	2	3	4	5	6	7	8	9	10	11	12	1	2	3	4	5	6	7	8	9	10	11	12	
12	1	2	3	4	5	6	7	8	9	10	11	12	1	2	3	4	5	6	7	8	9	10	11	12	1959
TOT	1	2	3	4	5	6	7	8	9	10	11	12	1	2	3	4	5	6	7	8	9	10	11	12	1890
	AM PEAK HOUR 0000 TO 0000 VOLUME 69												PM PEAK HOUR 0400 TO 0500 VOLUME 307												

10/16/12 TUESDAY	AM HOURS												PM HOURS												DAILY TOTAL
	1	2	3	4	5	6	7	8	9	10	11	12	1	2	3	4	5	6	7	8	9	10	11	12	
12	1	2	3	4	5	6	7	8	9	10	11	12	1	2	3	4	5	6	7	8	9	10	11	12	2900
TOT	6	7	10	10	34	82	141	113	102	159	160	143	167	160	184	264	298	295	211	107	103	80	39	25	1933
	AM PEAK HOUR 0930 TO 1030 VOLUME 173												PM PEAK HOUR 0430 TO 0530 VOLUME 347												

10/17/12 WEDNESDAY	AM HOURS												PM HOURS												DAILY TOTAL
	1	2	3	4	5	6	7	8	9	10	11	12	1	2	3	4	5	6	7	8	9	10	11	12	
12	1	2	3	4	5	6	7	8	9	10 <td>11</td> <td>12</td> <td>1</td> <td>2</td> <td>3</td> <td>4</td> <td>5</td> <td>6</td> <td>7</td> <td>8</td> <td>9</td> <td>10<td>11</td><td>12</td> <td>3359</td> </td>	11	12	1	2	3	4	5	6	7	8	9	10 <td>11</td> <td>12</td> <td>3359</td>	11	12	3359
TOT	7	9	19	26	101	134	162	215	150	174	169	218	216	202	285	310	306	221	162	106	84	52	23	2185	
	AM PEAK HOUR 0800 TO 0900 VOLUME 215												PM PEAK HOUR 0330 TO 0430 VOLUME 323												

DOT-RUB515A-B

STATE OF WASHINGTON - DEPARTMENT OF TRANSPORTATION
TRIP SUMMARY
15 MINUTE TRAFFIC COUNT SUMMARY

DATE 10/23/12
TIME 07:21:59
PAGE 120

SR 503 MP 020.44

OFF SYSTEM ID.

LEG 2

DIRECTION OF TRAFFIC BOTH WAYS

LANE ALL OF

COUNT IDENTIFIER HPMS COUNTER NUMBER 422309 DESCRIPTION: ON SR 503 E/O NE 399TH ST

10/18/12 THURSDAY	AM HOURS												DAILY TOTAL	
	1	2	3	4	5	6	7	8	9	10	11	12		
12	1	2	3	4	5	6	7	8	9	10	11	12	1440	
1	2	3	4	5	6	7	8	9	10	11	12			
00-15	2	1	2	4	18	41	48	36	45	53	39	45		
15-30	3	2	1	1	23	34	39	46	29	43	44	60		
30-45	1	4	3	2	23	32	41	54	52	30	41	37		
45-00	3	2	6	12	23	43	33	90	47	37	46	46		
HOUR	9	8	7	11	32	87	150	161	226	173	163	170	188	55
TOT													1440	
													AM TOTAL 1197	
													PM TOTAL 243	

AM PEAK HOUR 0815 TO 0915 VOLUME 235
PM PEAK HOUR 1215 TO 0115 VOLUME 198

10/15/12 THRU 10/18/12
TOTAL HOURS FOR COUNT 73

27 DAYS 3245 FACTOR GROUP GR-05 3277 FACTOR GROUP GR-R2
 AVG WEEKDAY VOL 3115 X SEASONAL ADJ. FACTOR 1.0100 = 3146 X AXLE CORR FACTOR 0.9307 = ESTIMATED AVG DAILY TRAFFIC 2928
 PEAK HOUR PERCENTAGES: K = 11.14 D = 55.91
 PEAK HOUR LOCATION : VOLUME = 347 DATE: 10/16/12 TIME: 04:30 PM

NOTE: COUNT LOW?