

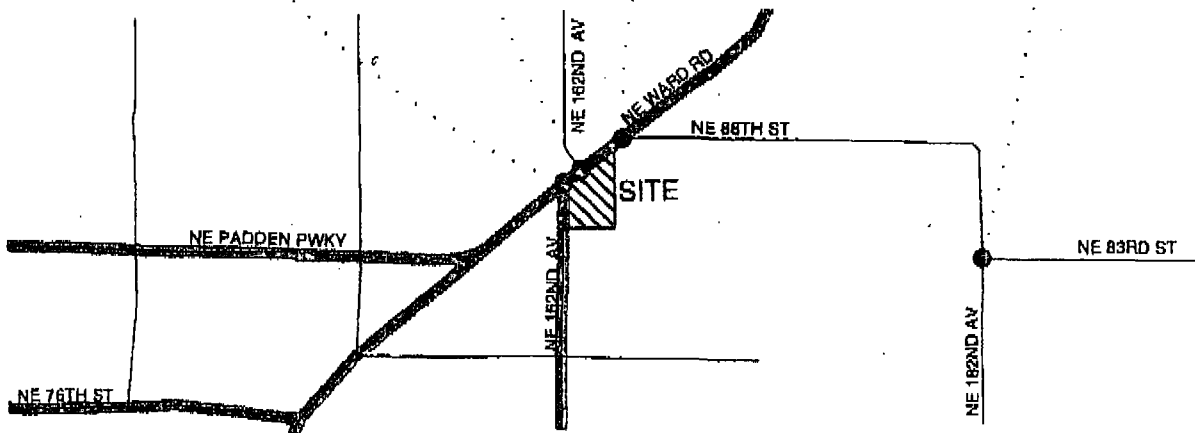
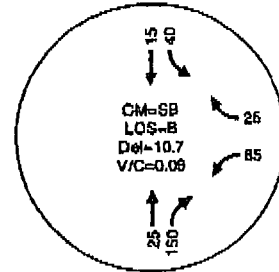
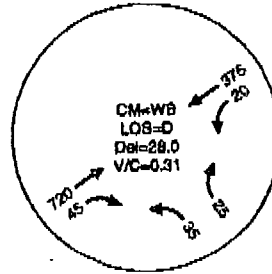
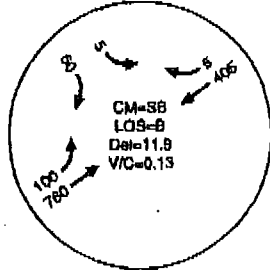
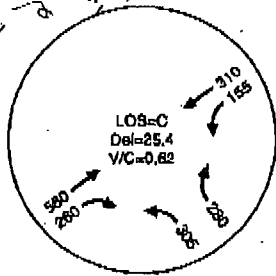
162nd / Ward Retail Center

August 2004

ADD 10% to these values to add by sub 2006-2007



(NO SCALE)



LEGEND

CM = CRITICAL MOVEMENT (UNSIGNALIZED)
 LOS = INTERSECTION LEVEL OF SERVICE (SIGNALIZED)/CRITICAL MOVEMENT LEVEL OF SERVICE (UNSIGNALIZED)
 Del = INTERSECTION AVERAGE CONTROL DELAY (SIGNALIZED)/CRITICAL MOVEMENT CONTROL DELAY (UNSIGNALIZED)
 V/C = CRITICAL VOLUME-TO-CAPACITY RATIO

**YEAR 2004 EXISTING TRAFFIC CONDITIONS
 WEEKDAY PM PEAK HOUR
 CLARK COUNTY, WASHINGTON**



6645figs.dwg