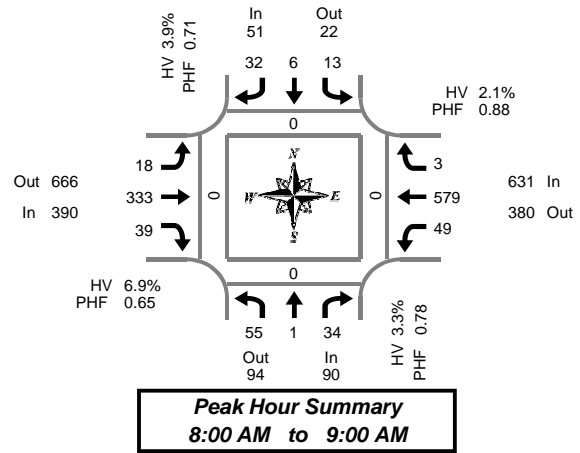


# Total Vehicle Summary



Clay Carney  
(503) 833-2740



## NW Norwood St & NW 6th Ave

Wednesday, July 30, 2014  
7:00 AM to 9:00 AM

### 15-Minute Interval Summary 7:00 AM to 9:00 AM

Interval Start Time	Northbound NW Norwood St				Southbound NW Norwood St				Eastbound NW 6th Ave				Westbound NW 6th Ave				Interval Total	Pedestrians Crosswalk			
	L	T	R	Bikes	L	T	R	Bikes	L	T	R	Bikes	L	T	R	Bikes		North	South	East	West
7:00 AM	7	0	4	0	0	0	10	0	5	44	8	0	11	156	1	0	246	0	0	0	0
7:15 AM	20	2	6	0	0	1	6	0	4	64	15	0	11	146	1	0	276	0	0	0	0
7:30 AM	9	1	6	0	0	0	8	0	3	76	6	0	10	156	1	0	276	1	0	0	0
7:45 AM	16	0	3	0	0	2	10	0	3	85	16	0	10	142	1	0	288	1	0	0	0
8:00 AM	15	1	13	0	2	1	11	0	6	54	7	0	16	136	1	0	263	0	0	0	0
8:15 AM	15	0	7	0	2	0	5	0	3	67	15	0	7	139	1	0	261	0	0	0	0
8:30 AM	9	0	3	0	1	3	8	0	2	82	5	0	11	167	1	0	292	0	0	0	0
8:45 AM	16	0	11	0	8	2	8	0	7	130	12	0	15	137	0	0	346	0	0	0	0
Total Survey	107	4	53	0	13	9	66	0	33	602	84	0	91	1,179	7	0	2,248	2	0	0	0

### Peak Hour Summary 8:00 AM to 9:00 AM

By Approach	Northbound NW Norwood St				Southbound NW Norwood St				Eastbound NW 6th Ave				Westbound NW 6th Ave				Total	Pedestrians Crosswalk			
	In	Out	Total	Bikes	In	Out	Total	Bikes	In	Out	Total	Bikes	In	Out	Total	Bikes		North	South	East	West
Volume	90	94	184	0	51	22	73	0	390	666	1,056	0	631	380	1,011	0	1,162	0	0	0	0
%HV	3.3%				3.9%				6.9%				2.1%				3.9%				
PHF	0.78				0.71				0.65				0.88				0.84				

By Movement	Northbound NW Norwood St				Southbound NW Norwood St				Eastbound NW 6th Ave				Westbound NW 6th Ave				Total
	L	T	R	Total	L	T	R	Total	L	T	R	Total	L	T	R	Total	
Volume	55	1	34	90	13	6	32	51	18	333	39	390	49	579	3	631	1,162
%HV	0.0%	#####	5.9%	3.3%	0.0%	33.3%	0.0%	3.9%	22.2%	6.0%	7.7%	6.9%	4.1%	1.9%	0.0%	2.1%	3.9%
PHF	0.86	0.25	0.65	0.78	0.41	0.50	0.73	0.71	0.64	0.64	0.65	0.65	0.77	0.87	0.75	0.88	0.84

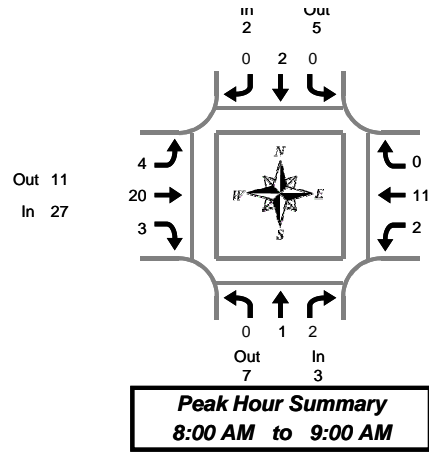
### Rolling Hour Summary 7:00 AM to 9:00 AM

Interval Start Time	Northbound NW Norwood St				Southbound NW Norwood St				Eastbound NW 6th Ave				Westbound NW 6th Ave				Interval Total	Pedestrians Crosswalk			
	L	T	R	Bikes	L	T	R	Bikes	L	T	R	Bikes	L	T	R	Bikes		North	South	East	West
7:00 AM	52	3	19	0	0	3	34	0	15	269	45	0	42	600	4	0	1,086	2	0	0	0
7:15 AM	60	4	28	0	2	4	35	0	16	279	44	0	47	580	4	0	1,103	2	0	0	0
7:30 AM	55	2	29	0	4	3	34	0	15	282	44	0	43	573	4	0	1,088	2	0	0	0
7:45 AM	55	1	26	0	5	6	34	0	14	288	43	0	44	584	4	0	1,104	1	0	0	0
8:00 AM	55	1	34	0	13	6	32	0	18	333	39	0	49	579	3	0	1,162	0	0	0	0

# Heavy Vehicle Summary



Clay Carney  
(503) 833-2740



## NW Norwood St & NW 6th Ave

Wednesday, July 30, 2014  
7:00 AM to 9:00 AM

### Heavy Vehicle 15-Minute Interval Summary 7:00 AM to 9:00 AM

Interval Start Time	Northbound NW Norwood St				Southbound NW Norwood St				Eastbound NW 6th Ave				Westbound NW 6th Ave				Interval Total
	L	T	R	Total	L	T	R	Total	L	T	R	Total	L	T	R	Total	
7:00 AM	0	0	0	0	0	0	0	0	0	1	0	1	0	1	0	1	2
7:15 AM	1	0	0	1	0	0	0	0	0	5	0	5	0	2	0	2	8
7:30 AM	0	0	0	0	0	0	0	0	1	2	0	3	1	3	1	5	8
7:45 AM	0	0	1	1	0	0	0	0	0	7	1	8	0	1	0	1	10
8:00 AM	0	1	1	2	0	0	0	0	1	4	0	5	1	4	0	5	12
8:15 AM	0	0	0	0	0	0	0	0	2	8	1	11	0	2	0	2	13
8:30 AM	0	0	0	0	0	1	0	1	0	4	1	5	1	2	0	3	9
8:45 AM	0	0	1	1	0	1	0	1	1	4	1	6	0	3	0	3	11
Total Survey	1	1	3	5	0	2	0	2	5	35	4	44	3	18	1	22	73

### Heavy Vehicle Peak Hour Summary 8:00 AM to 9:00 AM

By Approach	Northbound NW Norwood St			Southbound NW Norwood St			Eastbound NW 6th Ave			Westbound NW 6th Ave			Total
	In	Out	Total	In	Out	Total	In	Out	Total	In	Out	Total	
Volume	3	7	10	2	5	7	27	11	38	13	22	35	45
PHF	0.25			0.25			0.28			0.30			0.32

By Movement	Northbound NW Norwood St				Southbound NW Norwood St				Eastbound NW 6th Ave				Westbound NW 6th Ave				Total
	L	T	R	Total	L	T	R	Total	L	T	R	Total	L	T	R	Total	
Volume	0	1	2	3	0	2	0	2	4	20	3	27	2	11	0	13	45
PHF	0.00	0.25	0.25	0.25	0.00	0.25	0.00	0.25	0.33	0.26	0.25	0.28	0.25	0.34	0.00	0.30	0.32

### Heavy Vehicle Rolling Hour Summary 7:00 AM to 9:00 AM

Interval Start Time	Northbound NW Norwood St				Southbound NW Norwood St				Eastbound NW 6th Ave				Westbound NW 6th Ave				Interval Total
	L	T	R	Total	L	T	R	Total	L	T	R	Total	L	T	R	Total	
7:00 AM	1	0	1	2	0	0	0	0	1	15	1	17	1	7	1	9	28
7:15 AM	1	1	2	4	0	0	0	0	2	18	1	21	2	10	1	13	38
7:30 AM	0	1	2	3	0	0	0	0	4	21	2	27	2	10	1	13	43
7:45 AM	0	1	2	3	0	1	0	1	3	23	3	29	2	9	0	11	44
8:00 AM	0	1	2	3	0	2	0	2	4	20	3	27	2	11	0	13	45

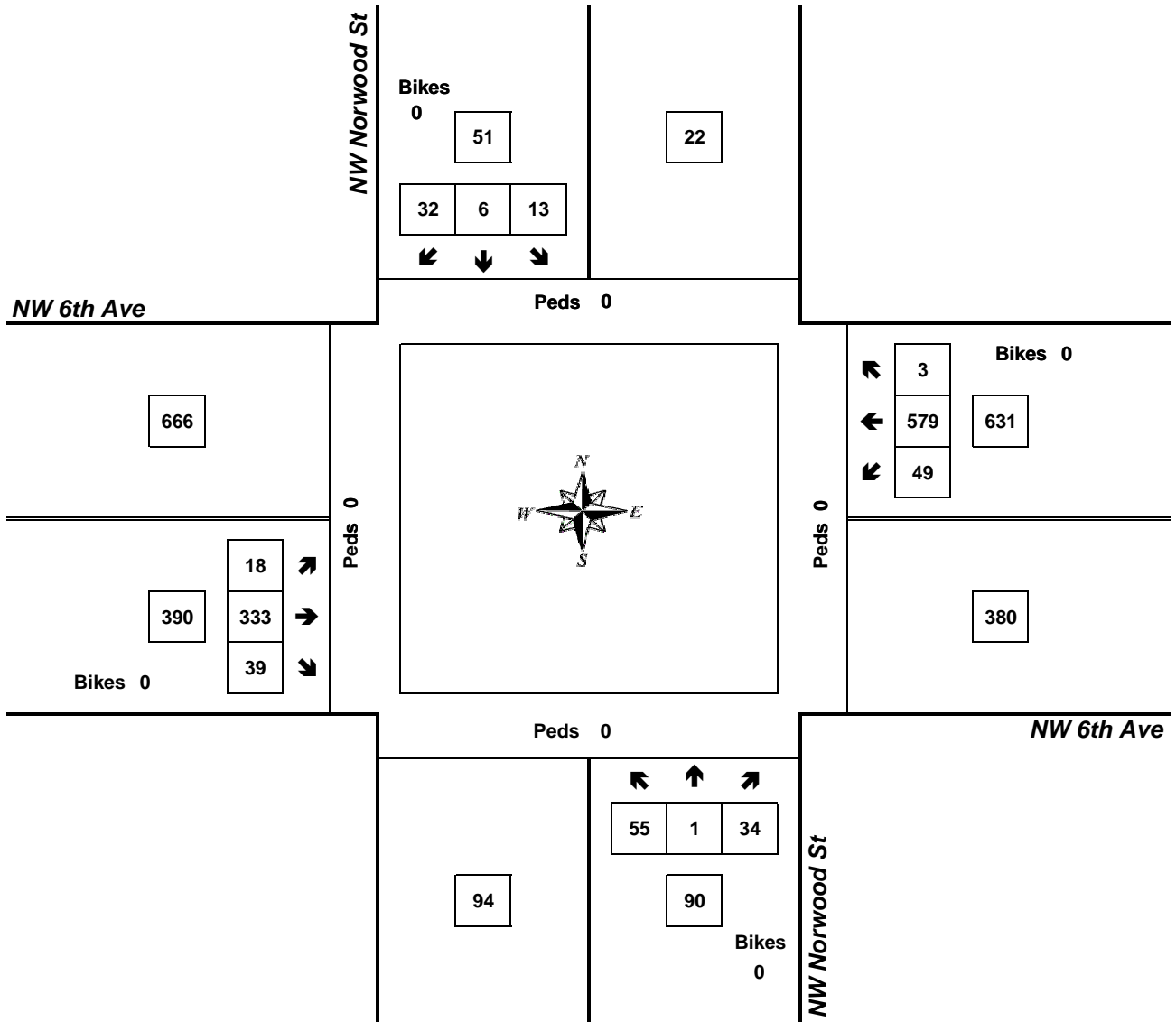
# Peak Hour Summary



Clay Carney  
(503) 833-2740

## NW Norwood St & NW 6th Ave

8:00 AM to 9:00 AM  
Wednesday, July 30, 2014



Approach	PHF	HV%	Volume
EB	0.65	6.9%	390
WB	0.88	2.1%	631
NB	0.78	3.3%	90
SB	0.71	3.9%	51
<b>Intersection</b>	<b>0.84</b>	<b>3.9%</b>	<b>1,162</b>

Count Period: 7:00 AM to 9:00 AM