



RU

Interval 60 min. 15 min.
 Binned(CL/SP) Count(volume)
 Lane No 1 2

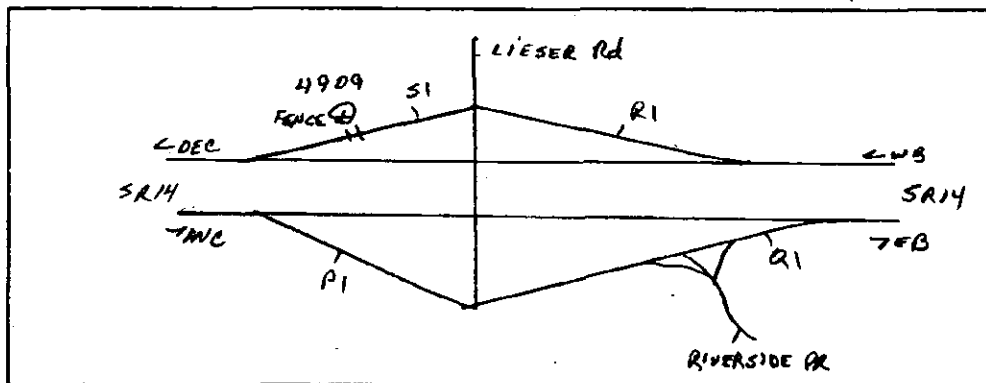
Direction Channel 1 _____
 Direction Channel 2 _____
 Unique ID# _____

Counter No. 454909 Count ID 13-001
 SR 14 RRT/RRQ 51 00392 MP 0.00
 Leg 2 Direction WB OSID _____

Station Description _ON SR 14 WB ON RAMP FROM LIESER Rd

Date	Day	Time	Comments
11-4-13	2	12:25	Manual (1) <u>5</u> (2) _____ Counter (1) <u>5</u> (2) _____ Set cntr ok BJ/RT 6.4v
11-5	3	12:01	Manual (1) <u>11</u> (2) _____ Counter (1) <u>11</u> (2) _____ Chk cntr ok BJ/RT 6.5v
11-6	4	07:57	Manual (1) <u>5</u> (2) _____ Counter (1) <u>5</u> (2) _____ Chk cntr ok BJ/RT 6.4v
11-7	5	10:40	Manual (1) <u>7</u> (2) _____ Counter (1) <u>7</u> (2) _____ Chk cntr ok BJ/RT 6.5v
11-8	6	08:06	Manual (1) <u>1</u> (2) _____ Counter (1) <u>1</u> (2) _____ P.U. cntr OK BJ/RT 6.5v

Sketch



B. JOHNSON / R. TROUPE
Field Person

DOT-RNB505A-8

STATE OF WASHINGTON - DEPARTMENT OF TRANSPORTATION
HOURLY TRAFFIC CLASSIFICATION SUMMARY

DATE 12/26/13
TIME 07:29:59
PAGE 66

SR 014 S100392 MP 000.00 OFF SYSTEM ID. LEG 2 DIRECTION OF TRAFFIC WESTBOUND LANE ALL OF

COUNT IDENTIFIER 13-001 COUNTER NUMBER 454909 DESCRIPTION: ON SR 14 WB ON RAMP FROM LIESER RD

11-04-13 MONDAY AM HOURS	CARS PICKUPS	BUS	SINGLE MED	UNITS HYV	4+	SINGLE UNIT %	DOUBLE UNITS	4-	5	6+	DOUBLE UNIT %	5.	TRAINS 6	7+	TRAIN %	TRUCK %	CLASS UNKNOWN	TOTAL VEHICLES	
1	1																		1
2	2																		2
3	3																		3
4	4																		4
5	5																		5
6	6																		6
7	7																		7
8	8																		8
9	9																		9
10	10																		10
11	11																		11
12	12																		12
PM HOURS																			
1	184																		184
2	188		1																189
3	210																		210
4	214																		214
5	242																		242
6	139																		139
7	89																		89
8	68																		68
9	58																		58
10	36																		36
11	15																		15
12	15																		16
AM TOTAL	1443		1																1473
PM TOTAL	1443		1																1473
DAY TOTAL	1443		1		26		1.7		5		.3						2.0	1473	
																			1478

2-AXLE EQUIVALENT

DOT-RNBS05A-B

STATE OF WASHINGTON - DEPARTMENT OF TRANSPORTATION
TRIP SYSTEM
HOURLY TRAFFIC CLASSIFICATION SUMMARY

DATE 12/26/13
TIME 07:29:59
PAGE 68

SR 014 S100392 MP 000.00 OFF SYSTEM ID. COUNTER NUMBER 454909 LEG 2 DESCRIPTION: ON SR 14 WB ON RAMP FROM LIESER RD LANE ALL OF

11-06-13 WEDNESDAY AM HOURS	CARS PICKUPS	BUS MED	SINGLE UNITS HVV	4+ UNIT X	DOUBLE UNITS 4-5	6+ UNIT X	DOUBLE UNIT X	5- 6	TRAINS 7+	TRAIN X	TRUCK X	CLASS UNKNOWN	TOTAL VEHICLES
1 - 1	15												15
2 - 2	4												4
3 - 3	19		1	5.0							5.0		20
4 - 4	46		3	2.1							2.1		46
5 - 5	140		1	.5							.5		143
6 - 6	208		4	1.4							1.4		209
7 - 7	284		1	1.4							.6		290
8 - 8	161		2	2.3							2.3		162
9 - 9	167		1	3.0							3.0		171
10 - 10	163		1	2.4							2.4		169
11 - 11	166		3	2.4							2.4		170
12 - 12	178		1	1.1							1.1		180
1 - 1	170		1	1.6							1.6		172
2 - 2	189		3	1.5							1.0		194
3 - 3	215		2	.9							.9		219
4 - 4	214		2	1.2							1.2		216
5 - 5	254		1	1.2							.8		259
6 - 6	147		3	2.5							2.5		148
7 - 7	119		4	8.5							8.5		122
8 - 8	54		1	3.4							3.4		59
9 - 9	51		2	1.5							1.5		51
10 - 10	42		3	1.4							1.4		42
11 - 11	28		1	3.4							3.4		29
12 - 12	1394		19	1.5							.3		1420
AM TOTAL	1661		20	1.4							.4		1691
PM TOTAL	3055		39	1.4							.4		3111
DAY TOTAL													3127

2-AXLE EQUIVALENT

SR 014 S100392 MP 000.00 OFF SYSTEM ID. COUNTER NUMBER 454909 LEG 2 DESCRIPTION: ON SR 14 WB ON RAMP FROM LIESER RD LANE ALL OF

DATE	TIME	CARS PICKUPS	BUS MED	SINGLE UNITS 4+	DOUBLE UNITS 4-	DOUBLE UNITS 5	DOUBLE UNITS 6+	DOUBLE UNITS 7+	TRAINS 6	TRAINS 7+	TRAIN %	TRUCK %	CLASS UNKNOWN	TOTAL VEHICLES	
11-07-13	THURSDAY	15	1	1	1							6.3		16	
12 - 1		9										7.7		9	
2 - 2		12										6.7		13	
3 - 3		14										6.7		15	
4 - 4		41										1.6		41	
5 - 5		126		2								1.4		128	
6 - 6		209		3								1.5		212	
7 - 7		267		4								3.9		271	
8 - 8		174		2								1.7		181	
9 - 9		173		2								1.7		176	
10 - 10		150		4								2.6		154	
11 - 11		161		3								1.8		164	
12 - 12		180	1	7								4.3		188	
1 - 1		190		1								1.0		192	
2 - 2		192		2								2.5		197	
3 - 3		237		3								2.1		242	
4 - 4		224		1								.4		225	
5 - 5		247		2								.8		249	
6 - 6		144		3								2.0		147	
7 - 7		110		1								.9		111	
8 - 8		67		1								1.5		68	
9 - 9		55										2.2		55	
10 - 10		45		1								2.1		46	
11 - 11		31										1.7		31	
12 - 12		31										1.9		31	
AM TOTAL		1351	23	2								1.8		1380	
PM TOTAL		1722	21	4								1.5		1751	
DAY TOTAL		3073	44	6								1.6		3131	
														2-AXLE EQUIVALENT	3141

DOT-RNB505A-B

STATE OF WASHINGTON - DEPARTMENT OF TRANSPORTATION
TRIP SYSTEM STATE M
HOURLY TRAFFIC CLASSIFICATION SUMMARY

DATE 12/26/13
TIME 07:29:59
PAGE 70

SR 014 S100392 MP 000.00 OFF SYSTEM ID. LEG 2 DIRECTION OF TRAFFIC WESTBOUND LANE ALL OF
COUNT IDENTIFIER 13-001 COUNTER NUMBER 454909 DESCRIPTION: ON SR 14 WB ON RAMP FROM LIESER RD

11-08-13 FRIDAY AM HOURS	CARS PICKUPS	BUS MED	SINGLE UNITS HVV	4+	SINGLE UNIT %	DOUBLE UNITS	4- 5	6+	DOUBLE UNIT %	5- 6	TRAINS 7+	TRAIN %	TRUCK %	CLASS UNKNOWN	TOTAL VEHICLES
12 - 1	15														15
1 - 2	21														21
2 - 3	11														11
3 - 4	12														12
4 - 5	37														37
5 - 6	107														107
6 - 7	193														193
7 - 8	242														242
8 - 9															
9 - 10															
10 - 11															
11 - 12															
PM HOURS															
12 - 1															
1 - 2															
2 - 3															
3 - 4															
4 - 5															
5 - 6															
6 - 7															
7 - 8															
8 - 9															
9 - 10															
10 - 11															
11 - 12															

AM TOTAL	638	5			.8	1			.2				.9		644
PM TOTAL	638	5			.8	1			.2				.9		644
DAY TOTAL	638	5			.8	1			.2				.9		644

11-04-13 THRU 11-08-13

AVERAGE WEEKDAY CLASSIFICATION VOLUMES	CARS PICKUPS	BUS MED	SINGLE UNITS HVV	4+	SINGLE UNIT %	DOUBLE UNITS	4- 5	6+	DOUBLE UNIT %	5- 6	TRAINS 7+	TRAIN %	TRUCK %	CLASS UNKNOWN	TOTAL VEHICLES
AVG WEEKDAY VOLUME	3121	1	46	4	1.6	9	1		.3				1.9		3183

TOTAL HOURS FOR COUNT 91
3 DAYS
AVG WEEKDAY VOL 3183 X SEASONAL ADJ. FACTOR 0.9600 = ESTIMATED AVG DAILY TRAFFIC 3056

0.9962

PEAK HOUR PERCENTAGES: K = 9.11 D = 100.00 T = 2.07
PEAK HOUR LOCATION : VOLUME = 290 DATE: 11/06/13 TIME: 07:00 AM



RU

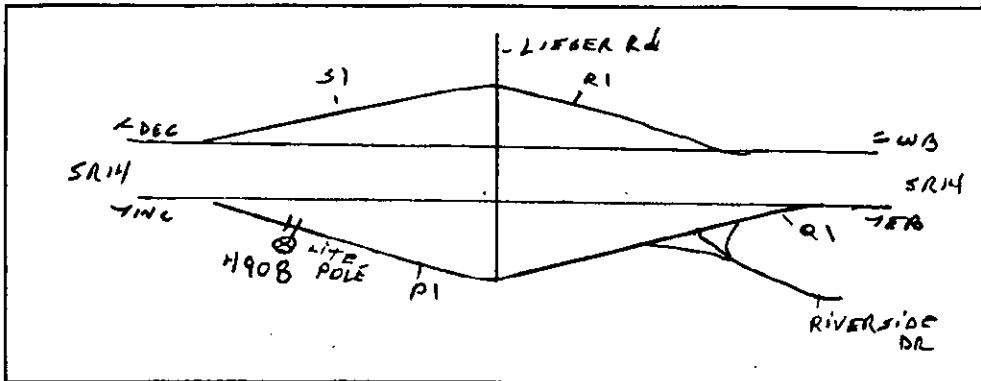
Interval 60 min. 15 min.
 Binned(CL/SP) Count(volume)
 Lane No 1 2
 Direction Channel 1 _____
 Direction Channel 2 _____
 Unique ID# _____

Counter No. 454908 Count ID 13-001
 SR 14 RRT/RRQ P1 00417 MP 0.00
 Leg 2 Direction EB OSID _____

Station Description _ ON SR 14 EB OFF RAMP TO LIESER Rd

Date	Day	Time	Comments
11-4-13	2	11:38	Manual (1) <u>2</u> (2) _____ Counter (1) <u>2</u> (2) _____ Set cntr ok BJ/RT 6.4v
11-5	3	11:32	Manual (1) <u>17</u> (2) _____ Counter (1) <u>17</u> (2) _____ Chk cntr ok BJ/RT 6.4v
11-6	4	07:41	Manual (1) <u>2</u> (2) _____ Counter (1) <u>2</u> (2) _____ Chk cntr ok BJ/RT 6.3v
11-7	5	10:25	Manual (1) <u>4</u> (2) _____ Counter (1) <u>4</u> (2) _____ Chk cntr ok BJ/RT 6.3v
11-8	6	07:46	Manual (1) <u>1</u> (2) _____ Counter (1) <u>1</u> (2) _____ P.U. cntr OK BJ/RT 6.3v

Sketch



North

B. JOHNSON / B. THORPE
Field Person

SR 014 P100417 MP 000.00 OFF SYSTEM ID. LEG 2 DIRECTION OF TRAFFIC EASTBOUND LANE ALL OF
 COUNT IDENTIFIER 13-001 COUNTER NUMBER 454908 DESCRIPTION: ON SR 14 EB OFF RAMP TO LIESER RD

11-04-13 HOLIDAY AM HOURS	CARS PICKUPS	BUS MED HVV	SINGLE UNITS 4+	DOUBLE UNITS 4-	DOUBLE UNITS 5	DOUBLE UNITS 6+	DOUBLE UNITS %	5-	TRAINS 6	TRAINS 7+	TRAIN %	TRUCK %	CLASS UNKNOWN	TOTAL VEHICLES
12 - 1	191		3				1.5					1.5		194
1 - 2	209		5				2.3					2.3		214
2 - 3	223	2	4	2			2.6					3.5		231
3 - 4	274		4				1.4					1.8		279
4 - 5	308		3	1			1.0					1.3		312
5 - 6	270		4	2			1.4					2.2		276
6 - 7	219		10				4.4					4.4		229
7 - 8	138		1				.7					.7		139
8 - 9	103		1				.9					1.9		106
9 - 10	88		3				3.3					2.8		91
10 - 11	58				1		1.7					3.3		59
11 - 12	41											1.7		41
AM TOTAL	2122	2	38	8	1		1.8					2.3		2171
PM TOTAL	2122	2	38	8	1		1.8					2.3		2171
DAY TOTAL	2122	2	38	8	1		1.8					2.3		2181
												2-AXLE EQUIVALENT		2181

DOT-RN8505A-B

STATE OF WASHINGTON - DEPARTMENT OF TRANSPORTATION
TRIP SYSTEM
HOURLY TRAFFIC CLASSIFICATION SUMMARY

DATE 12/26/13
TIME 07:29:59
PAGE 72

SR 014 P100417 MP 000.00 OFF SYSTEM ID. LEG 2 DIRECTION OF TRAFFIC EASTBOUND LANE ALL OF
COUNT IDENTIFIER 13-001 COUNTER NUMBER 454908 DESCRIPTION: ON SR 14 EB OFF RAMP TO LIESER RD

11-05-13 TUESDAY AM HOURS	CARS PICKUPS	BUS MED	SINGLE UNITS 4+	SINGLE UNIT %	DOUBLE UNITS 4-5	DOUBLE UNITS 6+	DOUBLE UNIT %	5- TRAINS 7+	TRAIN %	TRUCK %	CLASS UNKNOWN	TOTAL VEHICLES
1	20											20
2	22											22
3	14											14
4	7											7
5	9											9
6	30		2	6.3	1		10.0			6.3		10
7	103		1	2.4						2.4		103
8	124		3	1.9						1.9		127
9	152	1	3	3.1	1		.8			3.8		155
10	126		4	2.9						3.6		131
11	132		4	1.9						1.9	1	137
12	206											211
PM HOURS												
1	205		2	1.0	3		1.4			1.4		208
2	201		6	2.3	1		.4			2.7		205
3	251		7	2.3						2.3		258
4	300		2	2.4	3		1.0			1.7		307
5	294		7	2.4						2.4		299
6	284		4	2.3						2.3		291
7	210		1	.8						.8		215
8	133		1	2.9	1		1.4			4.3		134
9	122											123
10	116											116
11	67											70
12	56											56
AM TOTAL	945	1	17	2.1	3		.3			2.4	1	969
PM TOTAL	2239		32	1.4	7		.4			1.8		2280
DAY TOTAL	3184	1	49	1.6	10	1	.3			2.0	1	3249
2-AXLE EQUIVALENT												3263

SR 014 P100417 MP 000.00 OFF SYSTEM ID. LEG 2 DIRECTION OF TRAFFIC EASTBOUND LANE ALL OF
 COUNT IDENTIFIER 13-001 COUNTER NUMBER 454908 DESCRIPTION: ON SR 14 EB OFF RAMP TO LIESER RD

11-06-13 WEDNESDAY AM HOURS	CARS PICKUPS	BUS	SINGLE MED	UNITS HVV	4+	SINGLE UNIT %	DOUBLE 4-	UNITS 5	6+	DOUBLE UNIT %	5-	TRAINS 6	7+	TRAIN %	TRUCK %	CLASS UNKNOWN	TOTAL VEHICLES
12 - 1	28																28
1 - 2	18																18
2 - 3	10																11
3 - 4	14																14
4 - 5	12																12
5 - 6	34																34
6 - 7	94																96
7 - 8	129		2			2.1									2.1	1	131
8 - 9	157	1	1			1.8									2.8		161
9 - 10	132		2			1.9									6.4		141
10 - 11	149		4			3.5									4.5		156
11 - 12	173		6			3.8									2.8		178
PM HOURS																	
12 - 1	183		3			2.1									2.7		188
1 - 2	211	1	3			3.2									3.2		218
2 - 3	230		3			1.7									1.7		234
3 - 4	283		5			1.7									2.1		289
4 - 5	275		2			1.4									2.1		281
5 - 6	313		3			1.4									.9		316
6 - 7	190		4			2.1									2.1		194
7 - 8	168		2			1.2									1.8		171
8 - 9	128		3			2.3									2.3		131
9 - 10	108		3			2.3									.9		109
10 - 11	62		1			1.6									3.1		64
11 - 12	50		1			1.6									1.6		50
AM TOTAL	950	1	18	1	2	2.2	4	2		.6					2.9	2	980
PM TOTAL	2201	1	32	5	2	1.7	5	1		.3					2.0		2245
DAY TOTAL	3151	2	50	6	2	1.9	9	3		.4					2.2	2	3225
2-AXLE EQUIVALENT																	
3244																	

SR 014 P100417 MP 000.00 OFF SYSTEM ID. COUNTER NUMBER 454908 LEG 2 DIRECTION OF TRAFFIC EASTBOUND LANE ALL OF
 COUNT IDENTIFIER 13-001 DESCRIPTION: ON SR 14 EB OFF RAMP TO LIESER RD

THURSDAY AM HOURS	CARS PICKUPS	BUS MED	SINGLE UNITS HVV	4+ UNIT %	DOUBLE UNITS 4-5	6+ UNIT %	DOUBLE UNIT %	5- TRAINS	6 TRAINS	7+ TRAIN %	TRUCK %	CLASS UNKNOWN	TOTAL VEHICLES
11-07-13	28	1	1	3.4							3.4		29
12-1	22												22
1-2	20												20
2-3	12												12
3-4	14												14
4-5	33												33
5-6	79												79
6-7	127												127
7-8	113												113
8-9	96												96
9-10	114												114
10-11	114												114
11-12	132												132
PM HOURS													
12-1	202												202
1-2	197												197
2-3	240												240
3-4	275												275
4-5	312												312
5-6	289												289
6-7	209												209
7-8	139												139
8-9	111												111
9-10	111												111
10-11	119												119
11-12	78												78
	46												46
AM TOTAL	790	3	20	1	2.9	1	.1				3.1		815
PM TOTAL	2217	38	3	3	1.8	5	.3				2.1		2265
DAY TOTAL	3007	3	58	4	2.1	6	.3				2.4		3080
													3091

2-AXLE EQUIVALENT

SR 014 P100417 MP 000.00 OFF SYSTEM ID. LEG 2 DIRECTION OF TRAFFIC EASTBOUND LANE ALL OF
 COUNT IDENTIFIER 13-001 COUNTER NUMBER 454908 DESCRIPTION: ON SR 14 EB OFF RAMP TO LIESER RD

11-08-13	CARS PICKUPS	BUS MED Hvy	SINGLE UNITS 4+	DOUBLE UNITS 5	DOUBLE UNITS 6+	DOUBLE UNIT %	TRAINS 6	TRAINS 7+	TRAIN %	TRUCK %	CLASS UNKNOWN	TOTAL VEHICLES
FRIDAY	30											30
AM HOURS	21											21
12 - 1	22											22
1 - 2	13											13
2 - 3	15											15
3 - 4	28											28
4 - 5	91											91
5 - 6												
6 - 7												
7 - 8												
8 - 9												
9 - 10												
10 - 11												
11 - 12												
PM HOURS												
12 - 1												
1 - 2												
2 - 3												
3 - 4												
4 - 5												
5 - 6												
6 - 7												
7 - 8												
8 - 9												
9 - 10												
10 - 11												
11 - 12												
AM TOTAL	220	3	1.3	1								224
PM TOTAL												
DAY TOTAL	220	3	1.3	1								224

11-04-13 THRU 11-08-13
 AVERAGE WEEKDAY CLASSIFICATION VOLUMES *****
 CARS PICKUPS | BUS MED Hvy | SINGLE UNIT % | DOUBLE UNITS 4- | DOUBLE UNITS 5 | DOUBLE UNITS 6+ | TRAINS 7+ | TRAIN % | TRUCK % | CLASS UNKNOWN | TOTAL VEHICLES
 3114 | 2 | 52 | 4 | 1 | 1.9 | 8 | 2 | .3 | 5- | 6 | 7+ | % | % | % | 3185
 TOTAL HOURS FOR COUNT 91
 3 DAYS
 AVG WEEKDAY VOL 3185 X SEASONAL ADJ. FACTOR 0.9600 = ESTIMATED AVG DAILY TRAFFIC 3058
 AND 2-AXLE EQUIVALENT 2.2
 3198

PEAK HOUR PERCENTAGES: K = 10.02 D = 100.00 T = 2.19
 PEAK HOUR LOCATION : VOLUME = 319 DATE: 11/07/13 TIME: 04:00 PM
 0.9959



RU

Interval 60 min. 15 min.
 Binned(CL/SP) Count(volume)
Lane No 1 2

Direction Channel 1 _____
Direction Channel 2 _____
Unique ID# _____

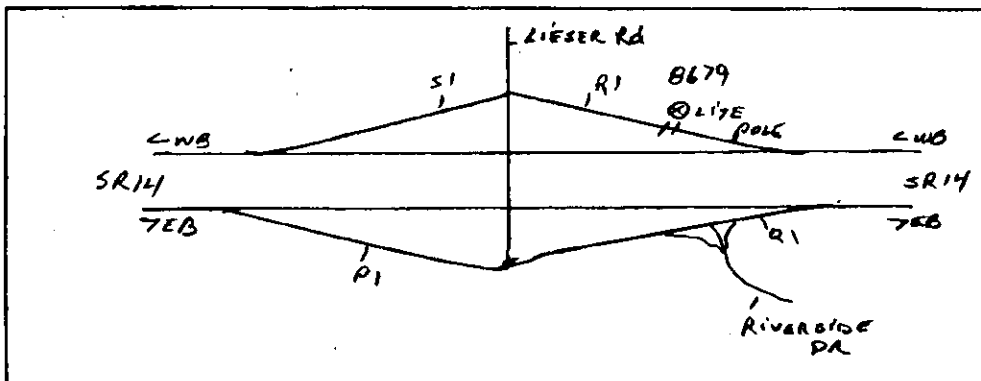
Counter No. 458679 Count ID 13-001
SR 14 RRT/RRQ R1 00454 MP 0.00
Leg 2 Direction WB OSID _____

COUNTER SET TO WSDOT Q9 CLASS SCHEME

Station Description _ ON SR 14 WB OFF RAMP TO LIESER Rd

Date	Day	Time	Comments
11-4-13	2	12:13	Manual (1) <u>2</u> (2) _____ Counter (1) <u>2</u> (2) _____ Set cntr ok BJ/RT 6.4v
11-5	3	11:55	Manual (1) <u>12</u> (2) _____ Counter (1) <u>12</u> (2) _____ Chk cntr ok BJ/RT 6.4v
11-6	4	07:53	Manual (1) <u>7</u> (2) _____ Counter (1) <u>7</u> (2) _____ Chk cntr ok BJ/RT 6.3v
11-7	5	10:37	Manual (1) <u>4</u> (2) _____ Counter (1) <u>4</u> (2) _____ Chk cntr ok BJ/RT 6.4v
11-8	6	08:02	Manual (1) <u>1</u> (2) _____ Counter (1) <u>1</u> (2) _____ P.U. cntr <u>OK</u> BJ/RT 6.4v

Sketch



B. JOHNSON / R. TRONPE
Field Person

DOT-RNB505A-8

STATE OF WASHINGTON - DEPARTMENT OF TRANSPORTATION
TRIP SYSTEM
HOURLY TRAFFIC CLASSIFICATION SUMMARY

DATE 12/26/13
TIME 07:29:59
PAGE 76

SR 014 R100454 MP 000.00 OFF SYSTEM ID. LEG 2 DIRECTION OF TRAFFIC WESTBOUND LANE ALL OF
COUNT IDENTIFIER 13-001 COUNTER NUMBER 458679 DESCRIPTION: ON SR 14 WB OFF RAMP TO LIESER RD

11-04-13 MONDAY AM HOURS 12 - 1 1 - 2 2 - 3 3 - 4 4 - 5 5 - 6 6 - 7 7 - 8 8 - 9 9 - 10 10 - 11 11 - 12 PM HOURS 12 - 1 1 - 2 2 - 3 3 - 4 4 - 5 5 - 6 6 - 7 7 - 8 8 - 9 9 - 10 10 - 11 11 - 12	CARS PICKUPS	BUS MED	SINGLE UNITS 4+	DOUBLE UNITS 5	TRAINS 6	7+	TRAIN %	TRUCK %	CLASS UNKNOWN	TOTAL VEHICLES
208			5					4.1		217
284			12					4.7		298
298			11					4.2		312
281		1	8					3.4	1	291
295			6					2.0		301
253			12					4.9		245
123			4					3.1		127
117		1	2					2.5		120
86			2					2.5		88
48			1					2.3		49
45								2.0		45

AM TOTAL	2018	2	63					3.5	1	2093
PM TOTAL	2018	2	63					3.5	1	2093
DAY TOTAL	2018	2	63					3.1	2	2104

								2-AXLE EQUIVALENT		

DOT-RNB505A-B

STATE OF WASHINGTON - DEPARTMENT OF TRANSPORTATION
TRIP SYSTEM STATE M
HOURLY TRAFFIC CLASSIFICATION SUMMARY

DATE 12/26/13
TIME 07:29:59
PAGE 77

SR 014 R100454 MP 000.00

OFF SYSTEM ID.

LEG 2

DIRECTION OF TRAFFIC WESTBOUND

LANE ALL OF

COUNT IDENTIFIER 13-001

COUNTER NUMBER 458679

DESCRIPTION: ON SR 14 WB OFF RAMP TO LIESER RD

DATE	TIME	CARS PICKUPS	BUS	SINGLE MED	UNITS HVY	4+	SINGLE UNIT %	DOUBLE 4-	UNITS 5	6+	DOUBLE UNIT %	5-	TRAINS 6	7+	TRAIN %	TRUCK %	CLASS UNKNOWN	TOTAL VEHICLES
11-05-13	TUESDAY	31	1	1			12.5									12.5		31
12-05-13	TUESDAY	7					8.3									8.3		7
1	1	10					10.5									10.5		10
2	2	11					10.5									10.5		11
3	3	17					2.4									2.4		17
4	4	43					4.7									4.7		43
5	5	124					3.8									3.8		124
6	6	182					2.7									2.7		182
7	7	243					4.6									4.6		243
8	8	177					7.5									7.5		177
9	9	179					4.3									4.3		179
10	10	185					4.1									4.1		185
11	11	206					4.4									4.4		206
12	12	217					3.3									3.3		217
1	1	278					4.4									4.4		278
2	2	303					3.8									3.8		303
3	3	298					1.8									1.8		298
4	4	327					3.5									3.5		327
5	5	201					2.9									2.9		201
6	6	136					1.7									1.7		136
7	7	130					3									3		130
8	8	101					3									3		101
9	9	57					3.9									3.9		57
10	10	44					3									3		44
11	11						5									5		
12	12						6									6		
AM TOTAL		1209	2	47	2	1	4.1	3	6	1	.3	1	1		.1	4.5	1	1267
PM TOTAL		2298	2	88			3.8	5	3		.6					4.4		2404
DAY TOTAL		3507	4	135	2	2	3.9	8	6	4	.5		1	1	.1	4.4	1	3671
																	2-AXLE EQUIVALENT	3704

SR 014 R100454 MP 000.00 OFF SYSTEM ID. COUNTER NUMBER 458679 LEG 2 DESCRIPTION: ON SR 14 WB OFF RAMP TO LIESER RD

11-06-13	CARS PICKUPS	BUS	SINGLE MED	UNITS HVY	4+	SINGLE UNIT %	DOUBLE 4-	DOUBLE 5	DOUBLE 6+	DOUBLE UNIT %	5- TRAINS 6	7+	TRAIN %	TRUCK X %	CLASS UNKNOWN	TOTAL VEHICLES
AM TOTAL	1285	2	65	1	2	5.1	4	1	1	.4				5.5	1	1360
PM TOTAL	2318	3	75	2	8	3.6	7	2	1	.4				4.1	1	2417
DAY TOTAL	3603	5	140	3	10	4.2	11	3	1	.4					1	3777
															2-AXLE EQUIVALENT	3806

DOT-RNBS05A-8

STATE OF WASHINGTON - DEPARTMENT OF TRANSPORTATION
TRIP SYSTEM
HOURLY TRAFFIC CLASSIFICATION SUMMARY

DATE 12/26/13
TIME 07:29:59
PAGE 79

SR 014 R100454 MP 000.00 OFF SYSTEM ID. LEG 2 DIRECTION OF TRAFFIC WESTBOUND LANE ALL OF
COUNT IDENTIFIER 13-001 COUNTER NUMBER 458679 DESCRIPTION: ON SR 14 WB OFF RAMP TO LIESER RD

11-07-13 THURSDAY AM HOURS	CARS PICUPS	BUS MED HVV	SINGLE UNITS 4+	SINGLE UNIT %	DOUBLE UNITS 4-	DOUBLE UNITS 5+	DOUBLE UNITS 6+	DOUBLE UNITS %	5- 6	TRAINS 7+	TRAIN %	TRUCK %	CLASS UNKNOWN	TOTAL VEHICLES
1	8			3.2								6.5		8
2	16			11.1								11.1		16
3	8			10.5								15.8		9
4	16			10.5								15.8		19
5	43			2.7								2.7		43
6	176			3.8								3.8		147
7	248			3.4								5.3		183
8	197			8.4								8.4		263
9	187			9.1								10.0		215
10	204			3.7								4.7		209
11														214
12														220
PM HOURS														
1	212			3.2								3.6		217
2	208			4.1								4.1		272
3	259			4.4								4.8		289
4	276			4.2								4.5		299
5	296			1.0								1.0		321
6	315			1.6								1.9		321
7	284			3.1								3.1		293
8	153			3.2								3.2		158
9	103			2.8								2.8		106
10	123			2.4								2.4		126
11	74			5.1								5.1		78
12	51													51
AM TOTAL	1275			5.1								5.9		1357
PM TOTAL	2354			3.0								3.1		2430
DAY TOTAL	3629			3.7								4.1		3787
														3807

2-AXLE EQUIVALENT

SR 014 R100454 MP 000.00 OFF SYSTEM ID. LEG 2 DIRECTION OF TRAFFIC WESTBOUND LANE ALL OF
 COUNT IDENTIFIER 13-001 COUNTER NUMBER 458679 DESCRIPTION: ON SR 14 WB OFF RAMP TO LIESER RD

11-08-13	CARS PICKUPS	BUS MED HVY	SINGLE UNITS 4+	SINGLE UNIT %	DOUBLE UNITS 4-5	DOUBLE UNITS 6+	DOUBLE UNITS 7+	TRAIN %	TRUCK %	CLASS UNKNOWN	TOTAL VEHICLES
FRIDAY AM HOURS	34	3	1	8.1	4.5	2.0	1.6	.8	4.5	1	177
12 - 1	20										20
1 - 2	13										13
2 - 3	21										22
3 - 4	22										22
4 - 5	48										49
5 - 6	124										128
6 - 7	169										177
7 - 8											
8 - 9											
9 - 10											
10 - 11											
11 - 12											
PM HOURS											
11 - 12											
12 - 1											
1 - 2											
2 - 3											
3 - 4											
4 - 5											
5 - 6											
6 - 7											
7 - 8											
8 - 9											
9 - 10											
10 - 11											
11 - 12											
AM TOTAL	451	15	3.2	1	.2				3.4	1	468
PM TOTAL	451	15	3.2	1	.2				3.4	1	468
DAY TOTAL	451	15	3.2	1	.2				3.4	1	468

11-04-13 THRU 11-08-13

AVERAGE WEEKDAY CLASSIFICATION VOLUMES *****

CARS PICKUPS	BUS MED HVY	SINGLE UNITS 4+	SINGLE UNIT %	DOUBLE UNITS 4-5	DOUBLE UNITS 6+	DOUBLE UNITS 7+	TRAIN %	TRUCK %	CLASS UNKNOWN	TOTAL VEHICLES	
3580	5	136	2	4	3.9	10	4	2	.4	1	3765
TOTAL HOURS FOR COUNT 91											
3 DAYS											
AVG WEEKDAY VOL 3745 X SEASONAL ADJ. FACTOR 0.9600 = ESTIMATED AVG DAILY TRAFFIC 3595											
AVD 2-AXLE EQUIVALENT 4.4											

PEAK HOUR PERCENTAGES:
 PEAK HOUR LOCATION : VOLUME = K = 8.89 D = 100.00 T = 1.80
 : : 333 DATE: 11/05/13 TIME: 05:00 PM

NOTE: MED HIGH



RU

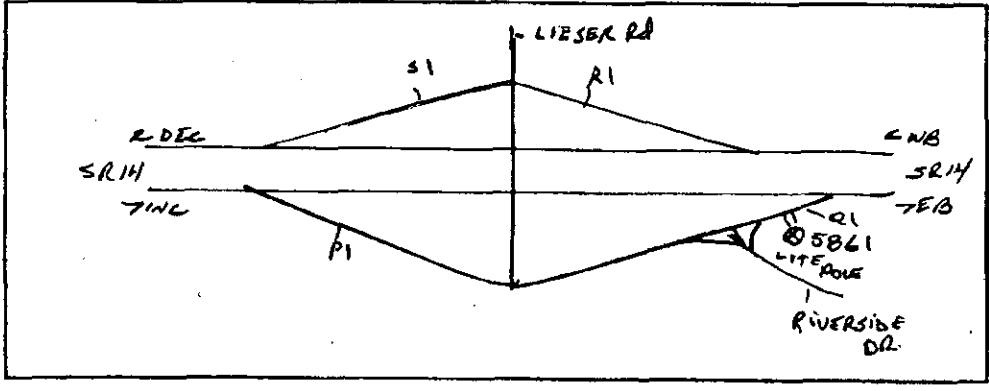
Interval 60 min. 15 min.
 Binned(CL/SP) Count(volume)
 Lane No 1 2
 Direction Channel 1 _____
 Direction Channel 2 _____
 Unique ID# _____

Counter No. 455861 Count ID 13-001
0.02
 SR 14 RRT/RRQ Q1 00486 MP ~~0.00~~
 Leg 2 Direction EB OSID _____

Station Description _ ON SR 14 EB ON RAMP FROM LIESER RD HILLCREST DR (COUNTY RD)

Date	Day	Time	Comments
11-4-13	2	12:01	Manual (1) <u>2</u> (2) _____ Counter (1) <u>2</u> (2) _____ Set cntr ok BJ/RT 6.3v
11-5	3	11:47	Manual (1) <u>16</u> (2) _____ Counter (1) <u>16</u> (2) _____ Chk cntr ok BJ/RT 6.3v
11-6	4	07:48	Manual (1) <u>6</u> (2) _____ Counter (1) <u>6</u> (2) _____ Chk cntr ok BJ/RT 6.3v
11-7	5	10:32	Manual (1) <u>8</u> (2) _____ Counter (1) <u>8</u> (2) _____ Chk cntr ok BJ/RT 6.3v
11-8	6	07:55	Manual (1) <u>1</u> (2) _____ Counter (1) <u>1</u> (2) _____ P.U. cntr OK BJ/RT 6.3v

Sketch



B. Johnson / R. Trout
Field Person

DOT-RH8505A-B

STATE OF WASHINGTON - DEPARTMENT OF TRANSPORTATION
TRIP SYSTEM
HOURLY TRAFFIC CLASSIFICATION SUMMARY

DATE 12/26/13
TIME 07:29:59
PAGE 81

SR 014 Q100486 MP 000.02 OFF SYSTEM ID. COUNTER NUMBER 455861 LEG 2 DESCRIPTION: ON SR 14 EB ON RAMP FROM HILLCREST DR (COUNTY RD) LANE ALL OF

11-06-13 MONDAY AM HOURS	CARS PICKUPS	BUS	SINGLE MED	UNITS HVY	4+	SINGLE UNIT %	DOUBLE 4-	UNITS 5	6+	DOUBLE UNIT %	5-	TRAINS 6	7+	TRAIN %	TRUCK %	CLASS UNKNOWN	TOTAL VEHICLES
1	212					2.3	1		1	.9					3.2		219
2	278	1	3			1.4	1	1		.7					2.1		284
3	363		7		1	2.4	4			1.1					3.4	1	377
4	284		3			1.0	1			.3					1.4		289
5	299		1			.3	1			.3					.7		301
6	207		5			2.4				2.4					2.4		212
7	159				1	.6				1.1					.6		160
8	90		1			1.1	1			1.1					2.2		92
9	70																72
10	42					2.8									2.8		42
11																	24
12																	24
AM TOTAL	2028	2	27		2	1.5	9	1	1	.5					2.0	2	2072
PM TOTAL	2028	2	27		2	1.5	9	1	1	.5					2.0	2	2072
DAY TOTAL	2028	2	27		2	1.5	9	1	1	.5					2.0	2	2072

2-AXLE EQUIVALENT 2087

SR 014 0100486 MP 000.02 OFF SYSTEM ID. LEG 2 DIRECTION OF TRAFFIC EASTBOUND LANE ALL OF
 COUNT IDENTIFIER 13-001 COUNTER NUMBER 45861 DESCRIPTION: ON SR 14 EB ON RAMP FROM HILLCREST DR (COUNTY RD)

DATE	AM HOURS	CARS PICKUPS	BUS	SINGLE MED	SINGLE UNITS HVY	4+	DOUBLE UNITS 4-	5	6+	DOUBLE UNITS UNIT %	5-	6	7+	TRAIN %	TRUCK %	CLASS UNKNOWN	TOTAL VEHICLES
11-06-13	1	13		1						8.3					8.3		13
11-06-13	2	11															12
11-06-13	3	21															21
11-06-13	4	48															48
11-06-13	5	105															107
11-06-13	6	217															223
11-06-13	7	406															421
11-06-13	8	317															327
11-06-13	9	237															247
11-06-13	10	236															242
11-06-13	11	231															237
11-06-13	12	286															297
11-06-13	1	236	1	4	4	4	2			.7					3.7		245
11-06-13	2	262	2	7	1	1	1			.4					3.0		270
11-06-13	3	321	2	5	2	2	2			.9					3.6		333
11-06-13	4	326	2	6	1	1	1			.6					2.7	1	336
11-06-13	5	258	1	3	1	1	1			.8					2.6		265
11-06-13	6	266		4											1.6		250
11-06-13	7	154		2											1.3		156
11-06-13	8	109		2											1.8		111
11-06-13	9	60		1											1.6		61
11-06-13	10	52															52
11-06-13	11	22															23
11-06-13	12	22															23
11-06-13	AM TOTAL	1855	3	39	2	2	4	2		.3					2.8	3	1911
11-06-13	PM TOTAL	2332	6	40	10	2	8	2		.4				.1	2.8	1	2399
11-06-13	DAY TOTAL	4187	9	79	12	2	12	4		.4			1		2.8	4	4310
2-AXLE EQUIVALENT																	
4339																	

SR 014 Q100486	MP 000.02	OFF SYSTEM ID.	LEG 2	DESCRIPTION: ON SR 14 EB ON RAMP FROM HILLCREST DR (COUNTY RD)	LANE ALL OF															
COUNT IDENTIFIER	13-001	COUNTER NUMBER	455861	DIRECTION OF TRAFFIC	EASTBOUND															
11-07-13																				
THURSDAY	CARS	BUS	SINGLE MED	HVY	4+	SINGLE UNIT %	DOUBLE UNITS	4-	5	6+	DOUBLE UNIT %	5-	TRAINS	6	7+	TRAIN %	TRUCK %	CLASS	TOTAL	
AM HOURS	PICKUPS																		UNKNOWN	VEHICLES
12 - 1	14																			15
1 - 2	10																			10
2 - 3	12																			12
3 - 4	19																			19
4 - 5	45																			47
5 - 6	92																			98
6 - 7	212																			217
7 - 8	384																			389
8 - 9	293																			305
9 - 10	264																			271
10 - 11	238																			247
11 - 12	259																			262
PM HOURS																				
12 - 1	244																			254
1 - 2	217																			226
2 - 3	269																			279
3 - 4	367																			377
4 - 5	331																			340
5 - 6	296																			306
6 - 7	212																			214
7 - 8	162																			165
8 - 9	103																			104
9 - 10	111																			112
10 - 11	56																			56
11 - 12	27																			28
AM TOTAL	1842																			1892
PM TOTAL	2395																			2461
DAY TOTAL	4237																			4353
																				4387

2-AXLE EQUIVALENT 3

DOT-RN8505A-8

STATE OF WASHINGTON - DEPARTMENT OF TRANSPORTATION
TRIP SYSTEM
HOURLY TRAFFIC CLASSIFICATION SUMMARY

DATE 12/26/13
TIME 07:29:59
PAGE 85

SR 014 0100486 MP 000.02 OFF SYSTEM ID. LEG 2 DIRECTION OF TRAFFIC EASTBOUND LANE ALL OF
COUNT IDENTIFIER 13-001 COUNTER NUMBER 455661 DESCRIPTION: ON SR 14 EB ON RAMP FROM HILLCREST DR (COUNTY RD)

FRIDAY AM HOURS	CARS PICKUPS	BUS MED	SINGLE UNITS 4+	SINGLE UNIT %	DOUBLE UNITS 4-5	DOUBLE UNITS 6+	DOUBLE UNIT %	5- TRAINS 6	7+	TRAIN %	TRUCK %	CLASS UNKNOWN	TOTAL VEHICLES
11-08-13													
12-1	18	1	1	5.3	4	5	6+	5	6	7+	5.3		19
1-2	12			10.0							10.0		12
2-3	9												10
3-4	23												23
4-5	43												44
5-6	93												44
6-7	203	1	4	6.0	1	1					2.3		100
7-8				1.9							1.0		209
8-9													
9-10													
10-11													
11-12													
PM HOURS													
12-1													
1-2													
2-3													
3-4													
4-5													
5-6													
6-7													
7-8													
8-9													
9-10													
10-11													
11-12													
AM TOTAL	401	1	10	2.9	2	1	1	1.0			3.8		417
PM TOTAL													
DAY TOTAL	401	1	10	2.9	2	1	1	1.0			3.8		417

11-04-13 THRU 11-08-13

AVERAGE WEEKDAY CLASSIFICATION VOLUMES *****

CARS PICKUPS	BUS MED	SINGLE UNITS 4+	SINGLE UNIT %	DOUBLE UNITS 4-5	DOUBLE UNITS 6+	DOUBLE UNIT %	5- TRAINS 6	7+	TRAIN %	TRUCK %	CLASS UNKNOWN	TOTAL VEHICLES
4210	9	73	7	2	2.1	19	4	.5	1	1	1	4332
TOTAL HOURS FOR COUNT 90												
AVG WEEKDAY VOL 4332 X SEASONAL ADJ. FACTOR 0.9600 = ESTIMATED AVG DAILY TRAFFIC 4159												
PEAK HOUR PERCENTAGES: K = 9.72 D = 100.00 T = 2.14												
PEAK HOUR LOCATION : VOLUME = 421 DATE: 11/05/13 TIME: 07:00 AM												

D.9915



RL

Interval 60 min. 15 min.
 Binned(CL/SP) Count(volume)
Lane No 1 2

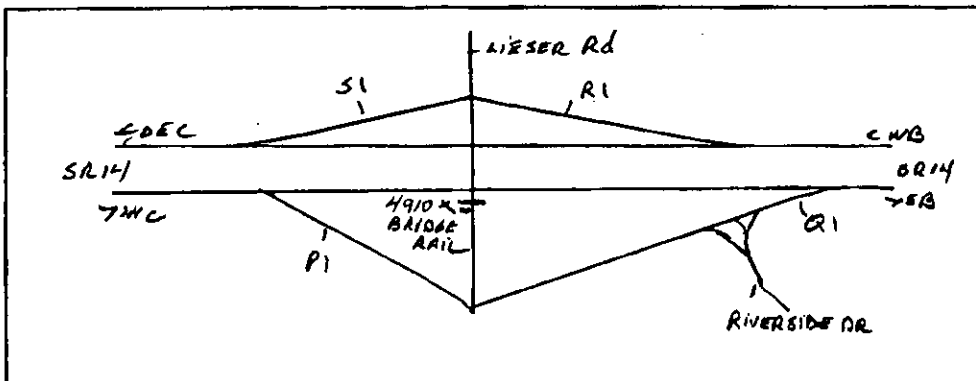
Direction Channel 1 BW
Direction Channel 2 SB
Unique ID# _____

Counter No. 454910 Count ID 13-001
SR 14 RRT/RRQ LX 00435 MP 0.00
Leg 2 Direction SEE 1, 2 OSID _____

Station Description ON LIESER RD S/O SR14 WB RAMP
LIESER

Date	Day	Time	Comments
11-4-13	2	11:55	Manual (1) <u>3</u> (2) <u>3</u> Counter (1) <u>3</u> (2) <u>3</u> Set cntr ok BJ/RT 6.4v
11-5	3	11:42	Manual (1) <u>27</u> (2) <u>21</u> Counter (1) <u>27</u> (2) <u>21</u> <u>B TUBE BAD 1140 - SW 1142</u> Chk cntr ok BJ/RT 6.4v
11-6	4	07:45	Manual (1) <u>19</u> (2) <u>13</u> Counter (1) <u>19</u> (2) <u>13</u> Chk cntr ok BJ/RT 6.4v
11-7	5	10:29	Manual (1) <u>8</u> (2) <u>7</u> Counter (1) <u>8</u> (2) <u>7</u> Chk cntr ok BJ/RT 6.4v
11-8	6	07:52	Manual (1) <u>1</u> (2) <u>1</u> Counter (1) <u>1</u> (2) <u>1</u> P.U. cntr ok BJ/RT 6.3v

Sketch



North

B. Johnson / R. Tronzo
Field Person

SR 014 LX00635 MP 000.00 OFF SYSTEM ID. LEG 2 DIRECTION OF TRAFFIC SOUTHBOUND LANE ALL OF
 COUNT IDENTIFIER 13-001 COUNTER NUMBER 454910 DESCRIPTION: ON LIESER RD S/O SR 14 WB RAMPS

11/04/13 MONDAY AM HOURS

00-15	12	1	2	3	4	5	6	7	8	9	10	11	12	1	2	3	4	5	6	7	8	9	10	11	12	TOTAL
15-30	1	2	3	4	5	6	7	8	9	10	11	12	1	2	3	4	5	6	7	8	9	10	11	12		
30-45		
45-00		
HOUR		
TOT	1733	

PM HOURS

00-15	
15-30	
30-45	
45-00	
HOUR	
TOT	1733

AM PEAK HOUR 0000 TO 0000 VOLUME 422
 PM PEAK HOUR 0300 TO 0400 VOLUME 422

11/05/13 TUESDAY AM HOURS

00-15	12	1	2	3	4	5	6	7	8	9	10	11	12	1	2	3	4	5	6	7	8	9	10	11	12	TOTAL
15-30	1	2	3	4	5	6	7	8	9	10	11	12	1	2	3	4	5	6	7	8	9	10	11	12		
30-45		
45-00		
HOUR		
TOT	1733	

PM HOURS

00-15	
15-30	
30-45	
45-00	
HOUR	
TOT	1733

AM PEAK HOUR 0000 TO 0000 VOLUME 422
 PM PEAK HOUR 0300 TO 0400 VOLUME 422

11/06/13 WEDNESDAY AM HOURS

00-15	12	1	2	3	4	5	6	7	8	9	10	11	12	1	2	3	4	5	6	7	8	9	10	11	12	TOTAL
15-30	1	2	3	4	5	6	7	8	9	10	11	12	1	2	3	4	5	6	7	8	9	10	11	12		
30-45		
45-00		
HOUR		
TOT	1733	

PM HOURS

00-15	
15-30	
30-45	
45-00	
HOUR	
TOT	1733

AM PEAK HOUR 0715 TO 0815 VOLUME 386
 PM PEAK HOUR 0430 TO 0530 VOLUME 434

Tube W1

Tube W2

4636

SR 014 LK00435 MP 000.00 OFF SYSTEM ID. LEG 2 DIRECTION OF TRAFFIC SOUTHBOUND LANE ALL OF
 COUNT IDENTIFIER 13-001 COUNTER NUMBER 454910 DESCRIPTION: ON LIESER RD S/O SR 14 WB RAMP

11/07/13 THURSDAY		AM HOURS		PM HOURS		DAILY TOTAL																			
00-15	7	2	3	5	6	7	8	9	10	11	DAILY TOTAL														
15-30	3	2	4	7	8	9	10	11	12	13	13														
30-45	2	5	4	8	9	10	11	12	13	14	16														
45-00	8	2	5	7	8	9	10	11	12	13	10														
HOUR																									
TOT	20	11	14	18	44	80	200	333	312	275	272	266	236	311	422	393	390	253	184	117	116	65	32	4636	

11/08/13 FRIDAY		AM HOURS		PM HOURS		DAILY TOTAL					
00-15	7	3	4	5	6	7	8	9	10	11	DAILY TOTAL
15-30	6	4	5	7	8	9	10	11	12	13	13
30-45	2	4	4	7	8	9	10	11	12	13	16
45-00	3	2	7	7	8	9	10	11	12	13	10
HOUR											
TOT	18	10	11	25	45	89	203	238	312	0000	0000

11/04/13 THRU 11/08/13 83
 TOTAL HOURS FOR COUNT
 2 DAYS
 AVG WEEKDAY VOL 4636 X SEASONAL ADJ. FACTOR 0.9600 = 4451 X AXLE CORR FACTOR 0.9538 = ESTIMATED AVG DAILY TRAFFIC 4245
 FACTOR GROUP P06
 FACTOR GROUP GR-A2

AM PEAK HOUR 0645 TO 0745 VOLUME 312
 PM PEAK HOUR 0000 TO 0000 VOLUME 0
 AM TOTAL 639
 PM TOTAL 0
 DAILY TOTAL 639

SR 014 LX00435 MP 000.00 OFF SYSTEM ID. LEG 2 DIRECTION OF TRAFFIC NORTHBOUND LANE ALL OF
 COURT IDENTIFIER 13-001 COUNTER NUMBER 454910 DESCRIPTION: ON LIESER RD S/O SR 14 WB RAMPS

TIME	COUNT	AM HOURS	PM HOURS	TOTAL
00-15	1	1	1	2
15-30	2	2	2	4
30-45	3	3	3	6
45-00	4	4	4	8
TOT	12	12	12	24

AM PEAK HOUR 0000 TO 0000 VOLUME 0
 PM PEAK HOUR 0515 TO 0615 VOLUME 494

TUBE UP

AM TOTAL 0
 PM TOTAL 3277

TIME	COUNT	AM HOURS	PM HOURS	TOTAL
00-15	1	1	1	2
15-30	2	2	2	4
30-45	3	3	3	6
45-00	4	4	4	8
TOT	12	12	12	24

AM PEAK HOUR 0715 TO 0815 VOLUME 604
 PM PEAK HOUR 0415 TO 0515 VOLUME 333

TUBE UP

AM TOTAL 2984
 PM TOTAL 2438

TIME	COUNT	AM HOURS	PM HOURS	TOTAL
00-15	1	1	1	2
15-30	2	2	2	4
30-45	3	3	3	6
45-00	4	4	4	8
TOT	12	12	12	24

AM PEAK HOUR 0730 TO 0830 VOLUME 254
 PM PEAK HOUR 0315 TO 0415 VOLUME 313

AM TOTAL 1270
 PM TOTAL 2349

3619

SR 014 LX00435 MP 000.00 OFF SYSTEM ID. LEG 2 DIRECTION OF TRAFFIC NORTHBOUND LANE ALL OF
 COUNT IDENTIFIER 13-001 COUNTER NUMBER 454910 DESCRIPTION: ON LIESER RD S/O SR 14 WB RAMP

11/07/13 THURSDAY	AM HOURS												PM HOURS												DAILY TOTAL
	1	2	3	4	5	6	7	8	9	10	11	12	1	2	3	4	5	6	7	8	9	10	11	12	
TOT	32	23	21	12	17	48	110	219	177	120	137	163	220	231	267	306	305	297	229	131	112	116	83	46	
	AM PEAK HOUR 0715 TO 0815 VOLUME 242												PM PEAK HOUR 0315 TO 0415 VOLUME 326												AM TOTAL 1079
																									PM TOTAL 2343

11/08/13 FRIDAY	AM HOURS												PM HOURS												DAILY TOTAL
	1	2	3	4	5	6	7	8	9	10	11	12	1	2	3	4	5	6	7	8	9	10	11	12	
TOT	29	21	21	12	21	40	117	126	AM PEAK HOUR 0645 TO 0745 VOLUME 158	PM PEAK HOUR 0000 TO 0000 VOLUME 0	AM TOTAL 387	PM TOTAL 0	387												

11/04/13 THRU 11/08/13 91
 TOTAL HOURS FOR COUNT
 2 DAYS 3521
 AVG WEEKDAY VOL 4154 X SEASONAL ADJ. FACTOR 0.9600 = 3988 X AXLE CORR FACTOR 0.9538 = ESTIMATED AVG DAILY TRAFFIC 3804
 FACTOR GROUP P06 3380
 FACTOR GROUP GR-A2 3224

SR 014 LX00435 MP 000.00 OFF SYSTEM ID. LEG 2 DIRECTION OF TRAFFIC BOTH WAYS LANE ALL OF
 COUNT IDENTIFIER 13-001 COUNTER NUMBER 454910 DESCRIPTION: ON LIESER RD S/O SR 14 WB RAMPS

11/04/13 MONDAY	AM HOURS	PM HOURS	AM TOTAL	PM TOTAL	DAILY TOTAL
00-15	12	1	12	1	13
15-30	1	2	1	2	3
30-45	2	3	2	3	5
45-00	3	4	3	4	7
TOT	12	10	22	14	36

AM PEAK HOUR 0000 TO 0000 VOLUME 0
 PM PEAK HOUR 0300 TO 0400 VOLUME 741

TUBE UP BW

AM TOTAL 0
 PM TOTAL 5010

11/05/13 TUESDAY	AM HOURS	PM HOURS	AM TOTAL	PM TOTAL	DAILY TOTAL
00-15	12	1	12	1	13
15-30	1	2	1	2	3
30-45	2	3	2	3	5
45-00	3	4	3	4	7
TOT	12	10	22	14	36

AM PEAK HOUR 1100 TO 1200 VOLUME 501
 PM PEAK HOUR 0430 TO 0530 VOLUME 762

TUBE UP BW

AM TOTAL 962
 PM TOTAL 5310

11/06/13 WEDNESDAY	AM HOURS	PM HOURS	AM TOTAL	PM TOTAL	DAILY TOTAL
00-15	12	1	12	1	13
15-30	1	2	1	2	3
30-45	2	3	2	3	5
45-00	3	4	3	4	7
TOT	12	10	22	14	36

AM PEAK HOUR 0715 TO 0815 VOLUME 638
 PM PEAK HOUR 0445 TO 0545 VOLUME 732

AM TOTAL 3139
 PM TOTAL 5116

8255

SR 014 LX00435 MP 000.00 OFF SYSTEM ID. LEG 2 DIRECTION OF TRAFFIC BOTH WAYS LANE ALL OF
 COUNT IDENTIFIER 13-001 COUNTER NUMBER 454910 DESCRIPTION: ON LIESER RD S/O SR 14 WB RAMPS

11/07/13 THURSDAY	AM HOURS												PM HOURS												DAILY TOTAL
	1	2	3	4	5	6	7	8	9	10	11	12	1	2	3	4	5	6	7	8	9	10	11	12	
12	1	2	3	4	5	6	7	8	9	10	11	12	1	2	3	4	5	6	7	8	9	10	11	12	8058
TOT	52	34	35	30	61	128	310	552	489	395	409	435	486	467	578	728	698	687	482	315	229	232	148	78	
	AM PEAK HOUR 0715 TO 0815 VOLUME 574												PM PEAK HOUR 0315 TO 0415 VOLUME 736												AM TOTAL 2930
	PM PEAK HOUR 0315 TO 0415 VOLUME 736																								PM TOTAL 5128

11/08/13 FRIDAY	AM HOURS												PM HOURS												DAILY TOTAL
	1	2	3	4	5	6	7	8	9	10	11	12	1	2	3	4	5	6	7	8	9	10	11	12	
12	1	2	3	4	5	6	7	8	9	10	11	12	1	2	3	4	5	6	7	8	9	10	11	12	1026
TOT	47	31	32	37	66	129	320	364																	
	AM PEAK HOUR 0645 TO 0745 VOLUME 470												PM PEAK HOUR 0000 TO 0000 VOLUME 0												AM TOTAL 1026
	PM PEAK HOUR 0000 TO 0000 VOLUME 0																								PM TOTAL 0

11/04/13 THRU 11/08/13 TOTAL HOURS FOR COUNT 83
 2 DAYS
 AVG WEEKDAY VOL 8157 X SEASONAL ADJ. FACTOR 0.9600 = 7831 X AXLE CORR FACTOR 0.9538 = ESTIMATED AVG DAILY TRAFFIC 7469
 PEAK HOUR PERCENTAGES: K = 9.34 D = 57.09
 PEAK HOUR LOCATION: VOLUME = 762 DATE: 11/05/13 TIME: 04:30 PM