

# Roadway Survey Field Sheet

TS Project #	Map	Grid	Start Time 10:00	# Of Days
--------------	-----	------	---------------------	-----------

Location: FOURTH PLAIN + MAIN

### Type Of Survey

Volume  
 Speed  
 Classification

Start Date: 9/22/03

S M T W T F S

End Date: 9/25/03

S M T W T F S

Counters

Tubes

Location ID:

City: VANCOUVER

SITE EVALUATION	POSTED SPEED	DWELL TIME																																			
<p>Vehicles Crossing Tube Perpendicular <input checked="" type="checkbox"/> YES <input type="checkbox"/> NO <input type="checkbox"/> ???</p> <p>Do You Anticipate Queuing Across Tube <input checked="" type="checkbox"/> YES <input type="checkbox"/> NO <input type="checkbox"/> ???</p> <p>Speed Greater Than 20 Miles / Hour <input checked="" type="checkbox"/> YES <input type="checkbox"/> NO <input type="checkbox"/> ???</p> <p>Tube Crosses More Than 2 Lanes <input type="checkbox"/> YES <input type="checkbox"/> NO <input type="checkbox"/> ???</p> <p>SPEED: High _____ Mph Low _____ Mph</p>	<p><input type="checkbox"/> None <input type="checkbox"/> 40 Mph</p> <p><input type="checkbox"/> 25 Mph <input type="checkbox"/> 45 Mph</p> <p><input type="checkbox"/> 30 Mph <input type="checkbox"/> 50 Mph</p> <p><input type="checkbox"/> 35 Mph <input type="checkbox"/> 55 Mph</p> <p><input type="checkbox"/> Other: _____</p>	<table border="1"> <tr> <th>LOWEST SPEED</th> <th colspan="5">HIGHEST SPEED</th> <th>(TAD, TBD)</th> </tr> <tr> <th>MPH</th> <th>10-20</th> <th>15-30</th> <th>25-40</th> <th>35-45</th> <th>&gt; 45</th> <th></th> </tr> <tr> <td>Standing Queue</td> <td>200</td> <td>130</td> <td>100</td> <td>80</td> <td>40</td> <td>A</td> </tr> <tr> <td>5 - 10 MPH</td> <td>130</td> <td>90</td> <td>70</td> <td>60</td> <td>40</td> <td>B</td> </tr> <tr> <td>&gt; 10 MPH</td> <td>100</td> <td>80</td> <td>60</td> <td>40</td> <td>40</td> <td>M</td> </tr> </table> <p>Use 2 Counters if Traffic Conditions are different in each direction.</p> <p>DWELL (TAD, TBD) _____</p>	LOWEST SPEED	HIGHEST SPEED					(TAD, TBD)	MPH	10-20	15-30	25-40	35-45	> 45		Standing Queue	200	130	100	80	40	A	5 - 10 MPH	130	90	70	60	40	B	> 10 MPH	100	80	60	40	40	M
LOWEST SPEED	HIGHEST SPEED					(TAD, TBD)																															
MPH	10-20	15-30	25-40	35-45	> 45																																
Standing Queue	200	130	100	80	40	A																															
5 - 10 MPH	130	90	70	60	40	B																															
> 10 MPH	100	80	60	40	40	M																															

AXLE STRIKE COUNT	SYSTEM DELAY LOGIC	SPEED LOW VOL	VEHICLE SPEED / CLASSIFICATION	
G M D A B	D	G M B	M B	G L
<input type="checkbox"/> Tube equal length <input type="checkbox"/> Use proper spacing		<input type="checkbox"/> One Lane only except Low Volume Speed Surveys ADT 2,000		

### COUNTER / SET DOWN

Type: M.C.

No. 37 72 77 46

Box X96 X39 X80 X81

Tube Length 40

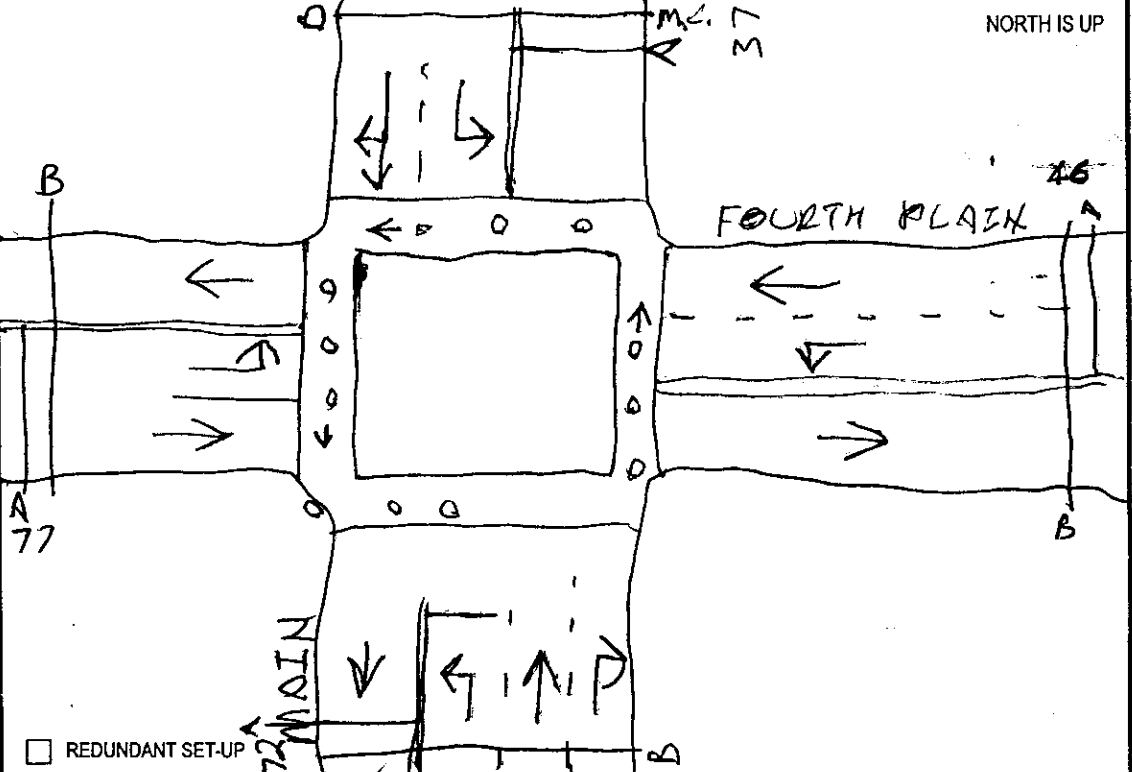

Hammer Test

CHECK	DATE	TIME
P F		
P F		
P F		
P F		
P F		

DIRECTION:  East Bound  West Bound  North Bound  South Bound  Approach

COMBINED:  East / West  North / South DRWY:  Combined  In-Bound  Out-Bound

ROAD:  Dry  Wet  Asphalt  Concrete  Broken  Rutted  Curved



### PICK-UP

Hammer Test

Date: \_\_\_\_\_ Time: \_\_\_\_\_

### FILE NAMES

25MAN37  
25MAN72  
25FPBW77  
25FPDE46

Remarks: \_\_\_\_\_ WEATHER:  Sunny  Overcast  Rain  Snow

REDO SOUTH LEG

Surveyed By: M.P.

**TRAFFIC SMITHY, Inc.**  
 1225 NW Murray Blvd, Suite 111  
 Portland, OR 97229  
 Phone: 503/641-6333 - Fax: 503/643-8866

**TRAFFIC SMITHY, INC**  
 1225 NW MURRAY BLVD SUITE 111  
 PORTLAND, OR 97229  
 Phone: 503-641-6333 Fax: 503-643-8866

Roadway: MAIN STREET  
 Location: NORTH OF FOURTH PLAIN

Date: 09/23/03  
 Day of Week: Tuesday

NB Traffic

TIME	:00	:05	:10	:15	:20	:25	:30	:35	:40	:45	:50	:55	Total
00:00	2	2	1	1	0	0	1	0	0	1	1	1	10
01:00	4	0	1	0	1	1	0	0	3	2	0	0	12
02:00	1	0	0	3	0	0	1	1	0	2	0	0	8
03:00	0	1	0	0	0	1	0	0	0	0	0	1	3
04:00	1	2	1	0	0	0	1	0	0	2	1	3	11
05:00	0	1	1	1	0	0	0	0	1	0	2	3	9
06:00	3	2	1	4	1	5	1	6	4	1	8	9	45
07:00	5	3	6	7	3	10	5	3	5	16	3	6	72
08:00	9	10	11	12	14	8	11	10	12	8	15	7	127
09:00	10	10	16	13	15	19	16	12	9	12	16	3	151
10:00	14	19	20	6	12	14	10	12	13	21	12	19	172
11:00	16	18	8	18	17	14	19	20	19	24	12	22	207
12:00	21	20	18	16	16	16	11	20	16	15	19	20	208
13:00	24	22	20	20	16	24	25	13	13	23	22	20	242
14:00	26	12	18	21	20	17	18	20	13	24	14	27	230
15:00	22	16	20	24	20	17	17	31	23	24	24	24	262
16:00	25	24	26	23	16	16	16	24	16	27	22	27	262
17:00	14	32	39	29	27	22	26	17	22	16	14	25	283
18:00	28	20	16	9	17	19	18	13	16	15	14	16	201
19:00	18	22	12	8	12	7	20	16	9	11	7	8	150
20:00	12	11	8	6	13	12	6	7	4	8	10	7	104
21:00	9	9	7	5	8	10	4	3	9	1	5	1	71
22:00	4	8	1	6	1	4	3	0	4	5	3	1	40
23:00	3	2	0	2	2	1	7	4	4	3	2	2	32

Daily Total: 2912

AM Peak Hour: 207 (11:00 - 12:00)

7.10% Of Daily Total

PM Peak Hour: 305 (16:35 - 17:35)

10.4% Of Daily Total

4th Highest Hour: 242 (13:00 - 14:00)

8.31% Of Daily Total

8th Highest Hour: 201 (18:00 - 19:00)

6.90% Of Daily Total

**TRAFFIC SMITHY, INC**  
 1225 NW MURRAY BLVD SUITE 111  
 PORTLAND, OR 97229  
 Phone: 503-641-6333 Fax: 503-643-8866

Roadway: MAIN STREET  
 Location: NORTH OF FOURTH PLAIN

Date: 09/23/03  
 Day of Week: Tuesday

SB Traffic

TIME	:00	:05	:10	:15	:20	:25	:30	:35	:40	:45	:50	:55	Total
00:00	3	1	2	4	3	1	0	3	1	0	0	1	19
01:00	1	0	1	2	2	1	0	0	2	0	3	1	13
02:00	1	0	0	0	0	0	1	0	2	1	0	0	5
03:00	3	2	0	1	0	1	1	1	2	0	0	0	11
04:00	0	0	4	0	1	2	1	3	6	2	2	2	23
05:00	4	1	2	2	4	4	4	1	5	5	10	3	45
06:00	6	8	10	12	18	45	37	58	50	55	34	24	357
07:00	31	33	53	51	66	57	43	61	65	60	58	75	653
08:00	21	21	29	36	23	16	18	24	19	20	19	25	271
09:00	22	11	27	21	17	21	33	24	23	25	28	27	279
10:00	20	19	18	27	19	40	24	19	21	19	32	24	282
11:00	28	17	28	20	29	25	34	31	35	24	43	32	346
12:00	33	31	28	30	30	31	29	28	29	36	33	28	366
13:00	32	31	26	14	21	30	29	21	30	28	16	39	317
14:00	23	21	32	29	32	22	18	37	28	19	23	24	308
15:00	34	26	28	26	24	29	29	34	28	34	30	26	348
16:00	27	34	27	24	17	27	21	18	19	16	27	22	279
17:00	25	15	28	27	16	16	19	22	25	27	18	27	265
18:00	10	20	17	19	12	16	21	20	19	14	14	20	202
19:00	12	11	17	16	10	9	13	9	13	15	18	15	158
20:00	17	13	11	10	13	9	8	12	11	12	7	9	132
21:00	11	8	7	10	11	8	5	5	6	11	2	4	88
22:00	4	10	4	8	6	4	7	4	2	8	3	4	64
23:00	1	7	3	4	4	5	3	2	3	1	2	1	36

Daily Total: 4867

AM Peak Hour: 653 (07:00 - 08:00)

13.4% Of Daily Total

PM Peak Hour: 366 (16:25 - 17:25)

7.52% Of Daily Total

4th Highest Hour: 348 (15:00 - 16:00)

7.15% Of Daily Total

8th Highest Hour: 282 (10:00 - 11:00)

5.79% Of Daily Total

**TRAFFIC SMITHY, INC**  
 1225 NW MURRAY BLVD SUITE 111  
 PORTLAND, OR 97229  
 Phone: 503-641-6333 Fax: 503-643-8866

Roadway: FOURTH PLAIN BOULEVARD  
 Location: WEST OF MAIN STREET

Date: 09/23/03  
 Day of Week: Tuesday

EB Traffic

TIME	:00	:05	:10	:15	:20	:25	:30	:35	:40	:45	:50	:55	Total
00:00	10	14	12	8	8	4	3	6	7	9	6	3	90
01:00	3	6	5	0	3	5	2	3	4	2	1	3	37
02:00	4	4	9	2	1	3	2	0	3	2	3	1	34
03:00	6	4	3	2	0	1	2	3	3	2	0	3	29
04:00	3	4	1	2	3	4	10	8	6	4	4	5	54
05:00	7	7	14	10	7	7	14	12	10	4	11	12	115
06:00	12	19	18	17	16	23	22	26	35	20	18	30	256
07:00	33	21	27	32	26	20	29	40	43	42	37	31	381
08:00	22	34	35	39	21	27	28	24	33	38	28	25	354
09:00	28	24	26	30	28	27	26	21	31	45	22	25	333
10:00	30	21	37	47	30	30	19	26	34	25	36	39	374
11:00	22	37	38	40	24	38	33	31	41	44	36	37	421
12:00	39	45	27	45	38	34	36	45	55	36	39	39	478
13:00	35	24	33	39	22	26	22	33	42	47	38	35	396
14:00	34	40	44	35	27	46	41	34	31	39	34	38	443
15:00	41	52	39	48	58	48	41	50	65	58	53	34	587
16:00	35	61	38	41	43	28	39	59	60	53	50	38	545
17:00	38	50	54	59	42	41	43	54	42	44	31	30	528
18:00	33	45	36	25	32	24	29	27	37	33	32	21	374
19:00	28	30	25	37	55	45	31	30	36	16	20	22	375
20:00	10	17	11	18	15	22	13	11	17	17	10	12	173
21:00	16	14	24	14	14	16	13	10	11	10	9	6	157
22:00	7	17	12	8	8	9	10	16	8	6	7	10	118
23:00	10	9	18	11	8	6	5	12	21	10	5	9	124

Daily Total: 6776

AM Peak Hour: 423 (10:50 - 11:50)

6.24% Of Daily Total

PM Peak Hour: 591 (14:55 - 15:55)

8.72% Of Daily Total

4th Highest Hour: 478 (12:00 - 13:00)

7.05% Of Daily Total

8th Highest Hour: 381 (07:00 - 08:00)

5.62% Of Daily Total

**TRAFFIC SMITHY, INC**  
 1225 NW MURRAY BLVD SUITE 111  
 PORTLAND, OR 97229  
 Phone: 503-641-6333 Fax: 503-643-8866

Roadway: FOURTH PLAIN BOULEVARD  
 Location: WEST OF MAIN STREET

Date: 09/23/03  
 Day of Week: Tuesday

WB Traffic

TIME	:00	:05	:10	:15	:20	:25	:30	:35	:40	:45	:50	:55	Total
00:00	5	2	5	3	5	4	5	1	7	6	2	6	51
01:00	3	1	7	2	0	10	3	3	3	5	5	4	46
02:00	2	3	1	0	1	3	2	4	9	5	6	5	41
03:00	3	4	6	1	7	0	2	2	5	3	3	3	39
04:00	3	3	6	12	9	6	11	14	10	12	21	6	113
05:00	6	6	6	6	8	13	8	15	18	34	21	33	174
06:00	28	34	30	21	44	42	46	56	46	42	39	54	482
07:00	34	28	24	25	27	42	34	18	33	38	39	38	380
08:00	50	29	36	31	31	28	32	22	34	31	20	27	371
09:00	38	30	26	31	32	28	33	23	32	18	29	40	360
10:00	34	21	20	25	27	26	36	24	20	29	37	28	327
11:00	36	39	40	33	34	40	34	34	29	27	37	27	410
12:00	39	45	39	40	42	37	32	42	23	31	35	45	450
13:00	46	31	51	44	38	28	45	40	23	33	31	40	450
14:00	23	47	29	36	36	43	40	36	29	40	41	35	435
15:00	39	31	33	44	25	43	36	26	36	35	19	37	404
16:00	47	33	37	35	31	46	24	33	37	31	28	24	406
17:00	37	30	38	27	47	25	31	45	36	28	35	35	414
18:00	34	22	28	36	20	32	37	26	19	24	30	27	335
19:00	39	30	20	21	24	15	31	37	21	24	26	22	310
20:00	24	34	21	27	27	15	21	23	26	19	26	16	279
21:00	16	21	10	21	19	20	20	24	16	24	13	11	215
22:00	17	19	8	20	19	20	11	23	15	15	9	8	184
23:00	4	7	8	8	11	15	11	13	11	8	7	5	108

Daily Total: 6784

AM Peak Hour: 488 (06:05 - 07:05)

7.19% Of Daily Total

PM Peak Hour: 459 (12:20 - 13:20)

6.76% Of Daily Total

4th Highest Hour: 435 (14:00 - 15:00)

6.41% Of Daily Total

8th Highest Hour: 404 (15:00 - 16:00)

5.95% Of Daily Total

**TRAFFIC SMITHY, INC**  
 1225 NW MURRAY BLVD SUITE 111  
 PORTLAND, OR 97229  
 Phone: 503-641-6333 Fax: 503-643-8866

Roadway: FOURTH PLAIN BOULEVARD  
 Location: EAST OF MAIN

Date: 09/23/03  
 Day of Week: Tuesday

WB Traffic

TIME	:00	:05	:10	:15	:20	:25	:30	:35	:40	:45	:50	:55	Total
00:00	2	6	7	2	4	9	2	5	7	3	5	4	56
01:00	2	4	4	1	6	6	3	3	0	8	3	5	45
02:00	2	0	1	1	3	1	3	8	3	4	8	4	38
03:00	1	3	3	7	0	2	1	4	2	3	4	1	31
04:00	4	6	10	7	9	6	12	7	10	17	10	9	107
05:00	7	3	3	11	13	11	10	22	25	32	32	19	188
06:00	39	26	23	41	34	43	52	44	46	27	57	35	467
07:00	33	29	15	30	43	33	24	21	45	47	40	43	403
08:00	44	46	27	41	27	39	17	51	39	29	25	43	428
09:00	39	19	40	33	31	43	39	37	26	25	35	38	405
10:00	24	44	28	33	23	41	33	31	27	39	49	37	409
11:00	47	44	40	49	44	47	37	43	25	48	28	42	494
12:00	49	43	49	56	46	45	49	49	37	40	45	48	556
13:00	43	42	63	52	31	45	50	35	33	45	48	42	529
14:00	51	47	49	50	52	49	41	39	43	49	46	43	559
15:00	43	36	43	43	48	45	36	43	47	36	42	50	512
16:00	46	52	36	55	45	46	38	47	30	29	41	35	500
17:00	39	38	46	45	41	35	53	26	27	32	39	38	459
18:00	22	43	29	32	30	38	42	24	21	27	38	42	388
19:00	30	23	22	31	23	31	33	26	17	22	20	22	300
20:00	35	30	23	24	23	18	16	33	18	28	21	13	282
21:00	18	15	16	15	18	20	32	14	27	13	15	22	225
22:00	13	13	16	15	19	17	18	18	16	11	6	9	171
23:00	9	7	10	12	10	11	15	8	17	6	9	2	116

Daily Total: 7668

AM Peak Hour: 510 (10:50 - 11:50)

6.65% Of Daily Total

PM Peak Hour: 563 (12:15 - 13:15)

7.34% Of Daily Total

4th Highest Hour: 512 (15:00 - 16:00)

6.67% Of Daily Total

8th Highest Hour: 459 (17:00 - 18:00)

5.98% Of Daily Total

**TRAFFIC SMITHY, INC**  
 1225 NW MURRAY BLVD SUITE 111  
 PORTLAND, OR 97229  
 Phone: 503-641-6333 Fax: 503-643-8866

Roadway: FOURTH PLAIN BOULEVARD  
 Location: EAST OF MAIN

Date: 09/23/03  
 Day of Week: Tuesday

EB Traffic

TIME	:00	:05	:10	:15	:20	:25	:30	:35	:40	:45	:50	:55	Total
00:00	15	13	9	9	7	5	6	13	11	5	3	4	100
01:00	3	3	3	2	7	2	3	4	1	2	4	5	39
02:00	4	9	3	1	1	7	1	2	1	2	1	4	36
03:00	8	2	2	0	1	1	1	4	2	1	3	2	27
04:00	3	1	2	3	3	9	9	7	4	4	6	6	57
05:00	2	17	9	9	5	10	8	12	8	6	8	12	106
06:00	16	14	17	16	14	21	20	26	23	23	18	13	221
07:00	27	23	17	22	21	23	32	32	35	35	23	18	308
08:00	28	25	20	33	32	20	22	24	25	20	25	29	303
09:00	29	21	29	24	22	23	25	25	28	35	19	24	304
10:00	25	25	40	33	30	24	26	24	32	38	26	27	350
11:00	41	31	42	27	26	44	33	43	48	38	25	47	445
12:00	41	31	38	36	42	28	42	52	46	30	47	36	469
13:00	42	25	35	28	24	26	30	30	42	51	32	32	397
14:00	35	36	40	27	28	56	29	28	33	44	35	34	425
15:00	48	35	39	51	53	41	50	56	53	45	41	36	548
16:00	35	49	29	39	39	26	53	53	50	43	48	38	502
17:00	41	53	46	53	41	28	51	43	38	40	31	33	498
18:00	34	47	29	37	23	27	24	30	34	25	32	21	363
19:00	26	23	22	38	62	27	30	30	25	23	22	21	349
20:00	16	19	15	18	24	8	12	13	17	17	9	11	179
21:00	17	25	13	19	11	7	15	13	7	12	5	9	153
22:00	10	14	11	10	12	7	19	7	11	8	13	7	129
23:00	9	15	15	10	5	6	7	16	14	6	13	4	120

Daily Total: 6428

AM Peak Hour: 445 (11:00 - 12:00)

6.92% Of Daily Total

PM Peak Hour: 549 (15:10 - 16:10)

8.54% Of Daily Total

4th Highest Hour: 469 (12:00 - 13:00)

7.29% Of Daily Total

8th Highest Hour: 363 (18:00 - 19:00)

5.64% Of Daily Total

# Roadway Survey Field Sheet

TS Project # \_\_\_\_\_ Map \_\_\_\_\_ Grid \_\_\_\_\_ Start Time **10:30** # Of Days \_\_\_\_\_

Location: **FOURTH PLAIN + MAIN**

Type Of Survey  
 Volume  
 Speed  
 Classification

Start Date: **9/30/03**

Counters \_\_\_\_\_

Location ID: \_\_\_\_\_

City: **VANCOUVER**

End Date: **10/02/03**

Tubes \_\_\_\_\_

SITE EVALUATION			POSTED SPEED		DWELL TIME																																						
Vehicles Crossing Tube Perpendicular	YES <input checked="" type="checkbox"/>	NO <input type="checkbox"/>	???	<input type="checkbox"/>	None	<input type="checkbox"/>	40 Mph	<table border="1"> <thead> <tr> <th>LOWEST SPEED</th> <th colspan="5">HIGHEST SPEED</th> </tr> <tr> <th>MPH</th> <th>10-20</th> <th>15-30</th> <th>25-40</th> <th>35-45</th> <th>&gt; 45</th> </tr> </thead> <tbody> <tr> <td>Standing Queue</td> <td>200</td> <td>130</td> <td>100</td> <td>80</td> <td>40</td> </tr> <tr> <td>5 - 10 MPH</td> <td>130</td> <td>90</td> <td>70</td> <td>60</td> <td>40</td> </tr> <tr> <td>&gt; 10 MPH</td> <td>100</td> <td>80</td> <td>60</td> <td>40</td> <td>40</td> </tr> </tbody> </table>						LOWEST SPEED	HIGHEST SPEED					MPH	10-20	15-30	25-40	35-45	> 45	Standing Queue	200	130	100	80	40	5 - 10 MPH	130	90	70	60	40	> 10 MPH	100	80	60	40	40
LOWEST SPEED	HIGHEST SPEED																																										
MPH	10-20	15-30	25-40	35-45	> 45																																						
Standing Queue	200	130	100	80	40																																						
5 - 10 MPH	130	90	70	60	40																																						
> 10 MPH	100	80	60	40	40																																						
Do You Anticipate Queuing Across Tube	<input checked="" type="checkbox"/>	<input type="checkbox"/>	<input type="checkbox"/>	<input type="checkbox"/>	25 Mph	<input type="checkbox"/>	45 Mph	(TAD, TBD)																																			
Speed Greater Than 20 Miles / Hour	<input checked="" type="checkbox"/>	<input checked="" type="checkbox"/>	<input type="checkbox"/>	<input type="checkbox"/>	30 Mph	<input type="checkbox"/>	50 Mph	A																																			
Tube Crosses More Than 2 Lanes	<input type="checkbox"/>	<input checked="" type="checkbox"/>	<input type="checkbox"/>	<input type="checkbox"/>	35 Mph	<input type="checkbox"/>	55 Mph	B																																			
SPEED: High _____ Mph Low _____ Mph	<input type="checkbox"/>		<input type="checkbox"/>		Other: _____		<input type="checkbox"/>		M																																		
								Use 2 Counters if Traffic Conditions are different in each direction.																																			
								D																																			

AXLE STRIKE COUNT		SYSTEM DELAY LOGIC	SPEED LOW VOL		VEHICLE SPEED / CLASSIFICATION							
G	M	D	A	B	D	G	M	B	M	B	G	L
		<input type="checkbox"/> Tube equal length	<input type="checkbox"/> Use proper spacing		<input type="checkbox"/> One Lane only except Low Volume Speed Surveys ADT 2,000							

**COUNTER/SET DOWN**

Type: **M, C**

No. **49**

Box **K38**

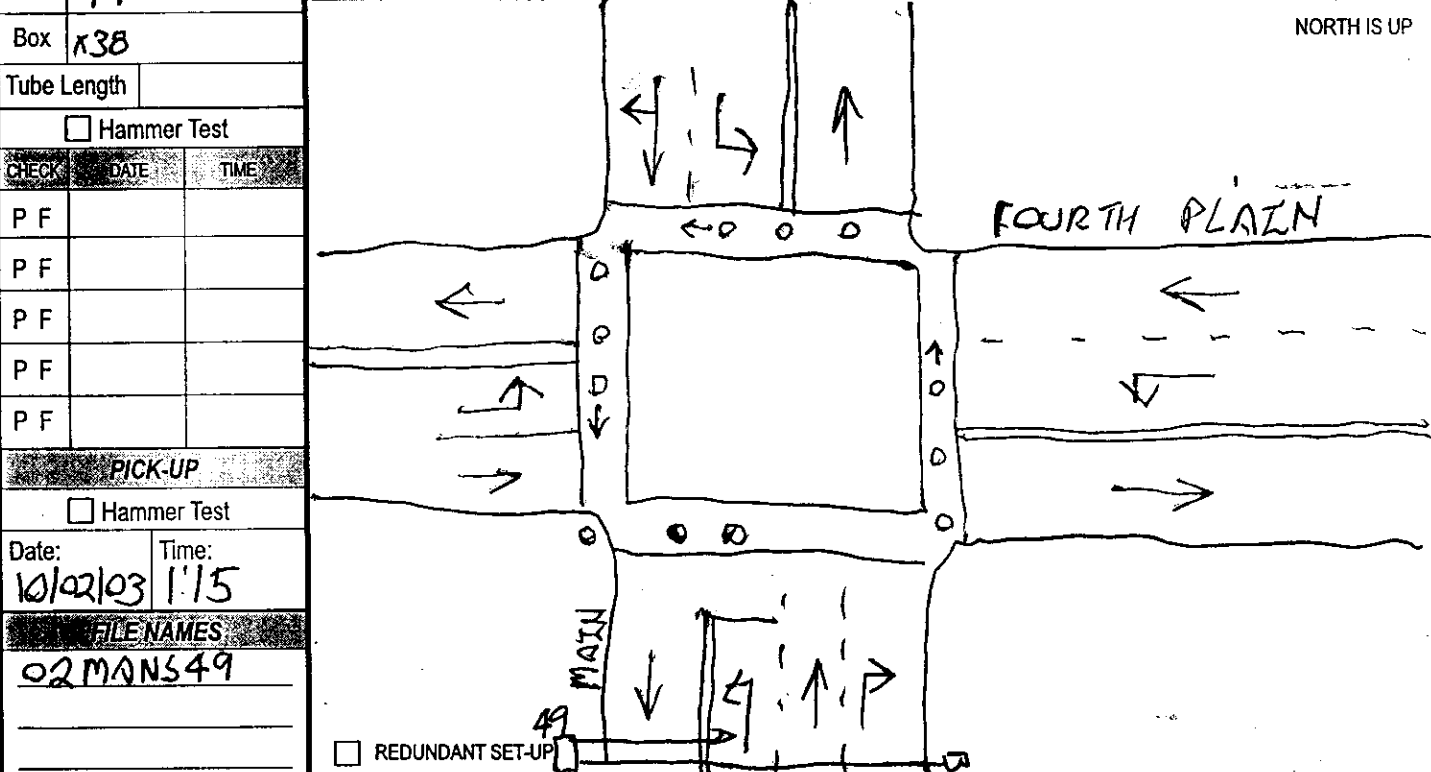
Tube Length \_\_\_\_\_

Hammer Test

DIRECTION:  East Bound  West Bound  North Bound  South Bound  Approach

COMBINED:  East / West  North / South DRWY:  Combined  In-Bound  Out-Bound

ROAD:  Dry  Wet  Asphalt  Concrete  Broken  Rutted  Curved



**PICK-UP**

Hammer Test

Date: **10/02/03** Time: **1:15**

**FILE NAMES**

**02MANS49**

Remarks: \_\_\_\_\_

WEATHER:  Sunny  Overcast  Rain  Snow

Surveyed By: **M.P.**

**TRAFFIC SMITHY, Inc.**  
 1225 NW Murray Blvd. Suite 111  
 Portland, OR 97229  
 Phone: 503/641-6333 - Fax: 503/643-8866



**TRAFFIC SMITHY, INC**  
 1225 NW MURRAY BLVD SUITE 111  
 PORTLAND, OR 97229  
 Phone: 503-641-6333 Fax: 503-643-8866

Roadway: MAIN STREET  
 Location: SOUTH OF FOURTH PLAIN

Date: 10/01/03  
 Day of Week: Wednesday

SB Traffic

TIME	:00	:05	:10	:15	:20	:25	:30	:35	:40	:45	:50	:55	Total
00:00	1	0	1	0	1	1	1	2	2	3	1	3	16
01:00	0	1	3	0	1	3	0	0	1	2	0	3	14
02:00	0	1	2	1	0	2	0	0	0	0	0	2	8
03:00	4	1	0	1	1	0	0	0	0	1	2	0	10
04:00	2	0	0	0	2	0	0	1	0	1	2	0	8
05:00	1	1	1	2	2	6	2	2	4	3	5	5	34
06:00	5	5	6	9	17	32	45	50	44	47	67	35	362
07:00	41	45	51	60	37	50	48	58	57	64	66	60	637
08:00	46	29	26	38	36	24	24	30	25	34	30	25	367
09:00	30	18	23	24	24	20	22	24	35	24	37	30	311
10:00	24	35	23	39	30	23	22	30	21	26	26	28	327
11:00	27	40	29	22	25	25	30	15	27	35	35	25	335
12:00	35	31	35	43	32	32	29	31	32	28	23	45	396
13:00	40	23	28	39	32	20	30	41	25	40	34	32	384
14:00	32	32	30	38	27	30	27	30	33	31	39	26	375
15:00	31	30	24	21	29	32	16	24	31	43	29	32	342
16:00	36	31	28	25	31	27	29	30	28	28	21	36	350
17:00	18	29	20	34	15	26	30	22	24	21	25	15	279
18:00	17	24	20	12	13	21	19	28	28	17	27	9	235
19:00	21	23	16	9	12	9	13	20	20	16	8	14	181
20:00	8	10	16	16	6	6	13	9	4	7	11	6	112
21:00	7	8	3	8	4	6	7	7	7	14	5	7	83
22:00	5	5	5	7	5	4	4	6	11	9	5	8	74
23:00	5	5	3	9	3	5	7	5	5	5	3	2	57

Daily Total: 5297

AM Peak Hour: 642 (07:05 - 08:05)

12.1% Of Daily Total

PM Peak Hour: 401 (12:05 - 13:05)

7.57% Of Daily Total

4th Highest Hour: 375 (14:00 - 15:00)

7.07% Of Daily Total

8th Highest Hour: 342 (15:00 - 16:00)

6.45% Of Daily Total

**TRAFFIC SMITHY, INC**  
 1225 NW MURRAY BLVD SUITE 111  
 PORTLAND, OR 97229  
 Phone: 503-641-6333 Fax: 503-643-8866

Roadway: MAIN STREET  
 Location: SOUTH OF FOURTH PLAIN

Date: 10/01/03  
 Day of Week: Wednesday

NB Traffic

TIME	:00	:05	:10	:15	:20	:25	:30	:35	:40	:45	:50	:55	Total
00:00	0	6	3	3	1	0	3	2	2	0	1	2	23
01:00	3	0	1	0	1	2	2	2	1	2	1	1	16
02:00	2	0	1	1	0	0	0	0	3	1	1	0	9
03:00	3	2	0	1	0	1	1	1	0	0	1	1	11
04:00	0	0	0	0	0	1	3	0	0	0	0	0	4
05:00	1	0	1	1	1	0	0	0	3	0	2	2	11
06:00	1	1	1	2	2	4	3	5	4	6	7	2	38
07:00	5	4	3	2	5	4	7	6	8	6	9	10	69
08:00	16	6	10	13	7	8	18	10	19	14	8	12	141
09:00	10	22	20	13	19	12	11	20	20	25	15	15	202
10:00	12	14	14	21	14	17	14	13	16	27	18	16	196
11:00	16	19	18	26	22	25	15	26	21	19	21	31	259
12:00	25	28	28	21	25	23	18	21	20	32	28	18	287
13:00	28	29	25	29	26	24	25	33	16	24	19	24	302
14:00	29	26	36	21	24	34	19	28	28	29	35	27	336
15:00	27	31	17	17	29	30	18	22	17	29	28	28	293
16:00	26	21	27	25	26	30	24	31	34	31	26	34	335
17:00	38	37	51	17	24	33	20	39	34	38	53	36	420
18:00	43	47	24	26	38	20	21	12	10	11	9	22	283
19:00	16	17	12	16	20	12	7	7	8	10	11	7	143
20:00	9	13	14	18	11	10	15	9	11	8	7	8	133
21:00	15	15	13	6	4	6	8	6	8	7	9	7	104
22:00	16	7	5	3	9	2	4	7	3	6	6	7	75
23:00	2	2	2	3	2	1	4	3	5	4	8	2	38

Daily Total: 3728

AM Peak Hour: 259 (11:00 - 12:00)

6.94% Of Daily Total

PM Peak Hour: 435 (17:10 - 18:10)

11.6% Of Daily Total

4th Highest Hour: 302 (13:00 - 14:00)

8.10% Of Daily Total

8th Highest Hour: 259 (11:00 - 12:00)

6.94% Of Daily Total