



Washington State  
Department of Transportation

TWO DAYS (TUE-THUR)

Interval  60 min.  15 min.  
 Binned(CL/SP)  Count(volume)  
 Lane No  1  2

---

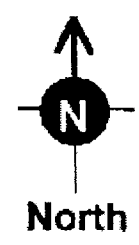
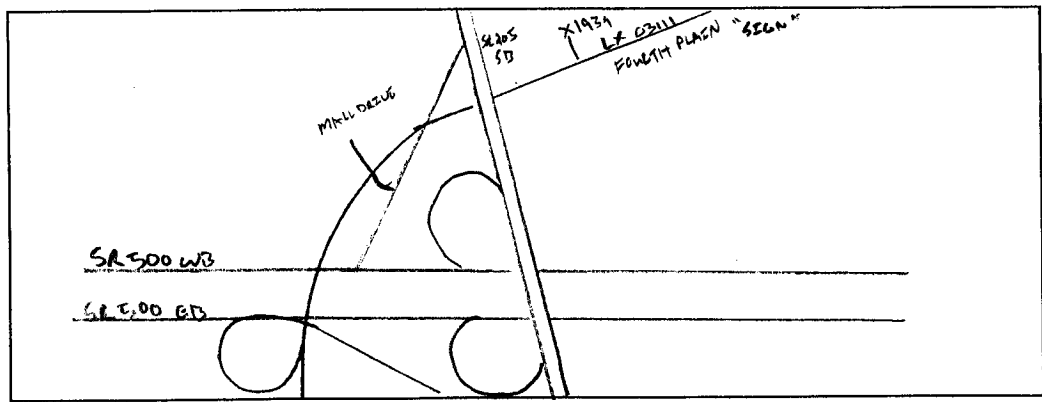
Direction Channel 1 \_\_\_\_\_  
 Direction Channel 2 \_\_\_\_\_  
 Data Hog # \_\_\_\_\_

Counter No. 491939 Count ID SP#10-001  
 SR 205 RRT/RRQ LX 03111 MP 0.28  
~~MP 0.00~~  
 Leg 2 ~~4~~ Direction WB OSID \_\_\_\_\_

Station Description ON FOURTH PLAIN BLVD OVER CROSSING  
ON NE 4TH PLAIN BLVD E/O NE VANCOUVER MALL DR/SR 205 SB OFF RAMP

Date	Day	Time	Comments
11/29 2010	2	1153	Manual (1) 5 (2) _____ SET OK JH/RT 6.4 Counter (1) 5 (2) _____
11/30	3	1047	Manual (1) 13 (2) _____ CHECK OK JH/RT 6.4 Counter (1) 13 (2) _____
12/1	4	0925	Manual (1) 15 (2) _____ CHECK OK JH/RT 6.4 Counter (1) 15 (2) _____ TUBE UP @ 0924
12/2	5	0910	Manual (1) 27 (2) _____ CHECK OK JH/RT 6.4 Counter (1) 27 (2) _____
12/3	6	0858	Manual (1) 1 (2) _____ P/U OK JH/RT 6.4 Counter (1) 1 (2) _____

Sketch



RT / JH  
 Field Person



Interval  60 min.  15 min.  
 Binned(CL/SP)  Count(volume)  
Lane No  1  2

---

Direction Channel 1 \_\_\_\_\_  
Direction Channel 2 \_\_\_\_\_  
Data Hog # \_\_\_\_\_

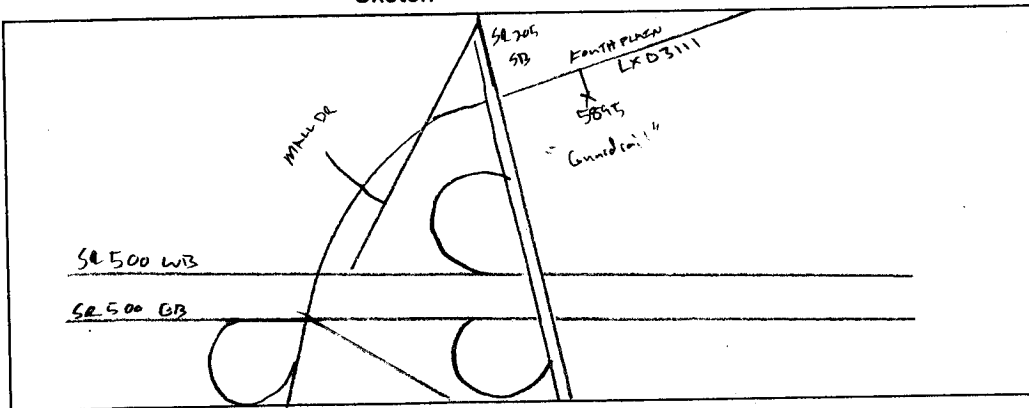
Counter No. 495895 Count ID SP#10-001  
0.28  
SR 205 RRT/RRQ LX 03111 MP ~~0.00~~  
Leg 2 ~~1~~ Direction EB OSID \_\_\_\_\_

Station Description ~~ON FOURTH PLAIN BLVD OVER CROSSING~~

ON NE 4TH PLAIN BLVD E/O NE VANCOUVER MALL DR / SR 205 SB OFF RAMP

Date	Day	Time	Comments			
11/29 <i>2010</i>	2	1149	Manual (1) <u>5</u> (2) _____ Counter (1) <u>5</u> (2) _____	SET OK	JH/RT	6.4
11/30	3	1046	Manual (1) <u>13</u> (2) _____ Counter (1) <u>13</u> (2) _____	CHECK OK	JH/RT	6.4
12/1	4	0925	Manual (1) <u>10</u> (2) _____ Counter (1) <u>10</u> (2) _____	CHECK OK	JH/RT	6.4
12/2	5	0910	Manual (1) <u>18</u> (2) _____ Counter (1) <u>18</u> (2) _____	CHECK OK	JH/RT	6.4
12/3	6	0855	Manual (1) <u>1</u> (2) _____ Counter (1) <u>1</u> (2) _____	P/U OK	JH/RT	6.3

Sketch



RT / JH  
Field Person

SR 205 LX03111 MP 000.28 OFF SYSTEM ID. LEG 2 DIRECTION OF TRAFFIC WESTBOUND LANE ALL OF  
COUNT IDENTIFIER 10-001 COUNTER NUMBER 491939 DESCRIPTION: ON NE 4TH PLAIN BLVD E/O NE VANCOUVER MALL DR/SR 205 SB OFF

COUNT IDENTIFIER	11/29/10 MONDAY	AM HOURS												PM HOURS	AM TOTAL	PM TOTAL	DAILY TOTAL																					
		1	2	3	4	5	6	7	8	9	10	11	12																									
	12	1	2	3	4	5	6	7	8	9	10	11	12	1	2	3	4	5	6	7	8	9	10	11	12	0	0	0										
TOT	12	1	2	3	4	5	6	7	8	9	10	11	12	1	2	3	4	5	6	7	8	9	10	11	12	688	696	671	667	725	615	486	309	192	128	71	51	5299

COUNT IDENTIFIER	11/30/10 TUESDAY	AM HOURS												PM HOURS	AM TOTAL	PM TOTAL	DAILY TOTAL																									
		1	2	3	4	5	6	7	8	9	10	11	12																													
	12	1	2	3	4	5	6	7	8	9	10	11	12	1	2	3	4	5	6	7	8	9	10	11	12	0	0	0														
TOT	12	1	2	3	4	5	6	7	8	9	10	11	12	1	2	3	4	5	6	7	8	9	10	11	12	497	567	573	641	678	638	688	698	712	651	445	294	186	142	83	44	8630

COUNT IDENTIFIER	12/01/10 WEDNESDAY	AM HOURS												PM HOURS	AM TOTAL	PM TOTAL	DAILY TOTAL																							
		1	2	3	4	5	6	7	8	9	10	11	12																											
	12	1	2	3	4	5	6	7	8	9	10	11	12	1	2	3	4	5	6	7	8	9	10	11	12	0	0	0												
TOT	12	1	2	3	4	5	6	7	8	9	10	11	12	1	2	3	4	5	6	7	8	9	10	11	12	662	747	737	778	771	702	781	734	518	342	231	145	92	52	7669

TUBE UP

AM PEAK HOUR 1045 TO 1145 VOLUME 758  
PM PEAK HOUR 0430 TO 0530 VOLUME 808

SR 205 LX03111 MP 000.28 OFF SYSTEM ID. LEG 2 DIRECTION OF TRAFFIC WESTBOUND LANE ALL OF  
 COUNT IDENTIFIER 10-001 COUNTER NUMBER 491939 DESCRIPTION: ON NE 4TH PLAIN BLVD E/O NE VANCOUVER MALL DR/SR 205 SB OFF

12/02/10 THURSDAY	AM HOURS												PM HOURS												DAILY TOTAL
	1	2	3	4	5	6	7	8	9	10	11	12	1	2	3	4	5	6	7	8	9	10	11	12	
12	1	2	3	4	5	6	7	8	9	10	11	12	1	2	3	4	5	6	7	8	9	10	11	12	142
8	6	4	5	9	15	44	84	130	115	119	146	176	203	145	186	215	203	143	108	48	46	33	9	33	
6	8	5	6	7	23	50	111	112	133	150	165	177	178	178	163	196	167	121	121	51	61	30	11	11	
10	4	6	4	4	16	79	169	105	157	155	203	187	168	188	200	163	111	91	47	38	17	15	15		
8	7	10	5	14	39	90	186	136	146	140	187	200	176	203	195	147	111	75	35	24	16	14	14		
TOT	32	25	25	20	46	118	263	550	483	551	564	701	740	739	667	740	806	680	486	395	181	169	96	49	
									AM PEAK HOUR 1100 TO 1200 VOLUME																9126
									PM PEAK HOUR 0345 TO 0445 VOLUME																5748

12/03/10 FRIDAY	AM HOURS												PM HOURS												DAILY TOTAL
	1	2	3	4	5	6	7	8	9	10	11	12	1	2	3	4	5	6	7	8	9	10	11	12	
12	1	2	3	4	5	6	7	8	9	10	11	12	1	2	3	4	5	6	7	8	9	10	11	12	1427
7	5	8	9	3	18	47	78	121																	121
4	3	4	3	3	8	16	62	114																	109
9	6	5	7	15	34	96	166	127																	127
10	7	4	9	16	31	83	183																		183
TOT	30	21	21	28	42	99	288	541	357																584
									AM PEAK HOUR 0715 TO 0815 VOLUME																0
									PM PEAK HOUR 0000 TO 0000 VOLUME																0

11/29/10 THRU 12/03/10 TOTAL HOURS FOR COUNT 85  
 2 DAYS AVG WEEKDAY VOL 8878 X SEASONAL ADJ. FACTOR 0.9400 = 8345 X AXLE CORR FACTOR 0.9563 = ESTIMATED AVG DAILY TRAFFIC 7980  
 FACTOR GROUP OR04 FACTOR GROUP P06

SR 205 LX03111 MP 000.28 OFF SYSTEM ID. LEG 2 DIRECTION OF TRAFFIC EASTBOUND LANE ALL OF  
 COUNT IDENTIFIER 10-001 COUNTER NUMBER 495895 DESCRIPTION: ON NE 4TH PLAIN BLVD E/O NE VANCOVER MALL DR/SR 205 SB OFF

11/29/10 MONDAY	AM HOURS	PM HOURS	AM TOTAL	PM TOTAL	DAILY TOTAL
12	1	2	127	127	254
1	3	4	138	138	276
2	5	6	149	149	298
3	7	8	160	160	320
4	9	10	171	171	342
5	11	12	182	182	364
6	1	2	193	193	386
7	3	4	204	204	408
8	5	6	215	215	430
9	7	8	226	226	452
10	9	10	237	237	474
11	11	12	248	248	496
12	1	2	259	259	518
TOT	919	968	1887	1887	3774

11/30/10 TUESDAY	AM HOURS	PM HOURS	AM TOTAL	PM TOTAL	DAILY TOTAL
12	1	2	127	127	254
1	3	4	138	138	276
2	5	6	149	149	298
3	7	8	160	160	320
4	9	10	171	171	342
5	11	12	182	182	364
6	1	2	193	193	386
7	3	4	204	204	408
8	5	6	215	215	430
9	7	8	226	226	452
10	9	10	237	237	474
11	11	12	248	248	496
12	1	2	259	259	518
TOT	333	291	624	624	1248

12/01/10 WEDNESDAY	AM HOURS	PM HOURS	AM TOTAL	PM TOTAL	DAILY TOTAL
12	1	2	127	127	254
1	3	4	138	138	276
2	5	6	149	149	298
3	7	8	160	160	320
4	9	10	171	171	342
5	11	12	182	182	364
6	1	2	193	193	386
7	3	4	204	204	408
8	5	6	215	215	430
9	7	8	226	226	452
10	9	10	237	237	474
11	11	12	248	248	496
12	1	2	259	259	518
TOT	353	323	676	676	1352

AM PEAK HOUR 1100 TO 1200 VOLUME 871  
 PM PEAK HOUR 0415 TO 0515 VOLUME 1243  
 AM TOTAL 3365  
 PM TOTAL 8401  
 DAILY TOTAL 11766

STATE OF WASHINGTON - DEPARTMENT OF TRANSPORTATION  
TRIP SYSTEM SUMMARY  
15 MINUTE TRAFFIC COUNT SUMMARY

SR 205 LX03111 MP 000.28 OFF SYSTEM ID. LEG 2 DIRECTION OF TRAFFIC EASTBOUND LANE ALL OF  
COUNT IDENTIFIER 10-001 COUNTER NUMBER 495895 DESCRIPTION: ON NE 4TH PLAIN BLVD E/O NE VANCOUVER MALL DR/SR 205 SB OFF

12/02/10 THURSDAY	AM HOURS												PM HOURS												DAILY TOTAL	
	1	2	3	4	5	6	7	8	9	10	11	12	1	2	3	4	5	6	7	8	9	10	11	12		
COUNT	12	1	2	3	4	5	6	7	8	9	10	11	12	1	2	3	4	5	6	7	8	9	10	11	12	11658
TOT	46	30	18	19	35	89	202	364	439	489	677	815	937	984	1027	1164	1238	958	646	556	461	256	135	73	3223	
									AM PEAK HOUR 1100 TO 1200 VOLUME																815	
									PM PEAK HOUR 0345 TO 0445 VOLUME																1241	

12/03/10 FRIDAY	AM HOURS												PM HOURS												DAILY TOTAL	
	1	2	3	4	5	6	7	8	9	10	11	12	1	2	3	4	5	6	7	8	9	10	11	12		
COUNT	12	1	2	3	4	5	6	7	8	9	10	11	12	1	2	3	4	5	6	7	8	9	10	11	12	951
TOT	31	38	31	12	37	89	211	395	107																951	
									AM PEAK HOUR 0715 TO 0815 VOLUME																412	
									PM PEAK HOUR 0000 TO 0000 VOLUME																0	

11/29/10 THRU 12/03/10 TOTAL HOURS FOR COUNT 92

3 DAYS AVG WEEKDAY VOL 11426 X SEASONAL ADJ. FACTOR 0.9400 = 10740 X AXLE CORR FACTOR 0.9563 = ESTIMATED AVG DAILY TRAFFIC 10271

FACTOR GROUP ORD4  
FACTOR GROUP P06

STATE OF WASHINGTON - DEPARTMENT OF TRANSPORTATION  
TRAFFIC COUNT SUMMARY  
15 MINUTE TRAFFIC COUNT SUMMARY

DATE 12/23/10  
TIME 07:11:26  
PAGE 207

SR 205 LX03111 MP 000.28 OFF SYSTEM ID. LEG 2 DIRECTION OF TRAFFIC BOTH WAYS LANE ALL OF  
COUNT IDENTIFIER 10-001 COUNTER NUMBER 495895 DESCRIPTION: ON NE 4TH PLAIN BLVD E/O NE VANCOUVER MALL DR/SR 205 SB OFF

11/29/10 MONDAY	AM HOURS												PM HOURS												DAILY TOTAL
	1	2	3	4	5	6	7	8	9	10	11	12	1	2	3	4	5	6	7	8	9	10	11	12	
12	1	2	3	4	5	6	7	8	9	10	11	12	1	2	3	4	5	6	7	8	9	10	11	12	13026
11	2	3	4	5	6	7	8	9	10	11	12	1	2	3	4	5	6	7	8	9	10	11	12	13026	
00-15																									
15-30																									
30-45																									
45-00																									
TOT	63	46	40	40	82	224	518	904	912	1066	1191	1381	1535	1531	1664	1702	1845	1594	1095	827	587	357	181	6467	
																									13016
																									19483

11/30/10 TUESDAY	AM HOURS												PM HOURS												DAILY TOTAL
	1	2	3	4	5	6	7	8	9	10	11	12	1	2	3	4	5	6	7	8	9	10	11	12	
12	1	2	3	4	5	6	7	8	9	10	11	12	1	2	3	4	5	6	7	8	9	10	11	12	13026
11	2	3	4	5	6	7	8	9	10	11	12	1	2	3	4	5	6	7	8	9	10	11	12	13026	
00-15																									
15-30																									
30-45																									
45-00																									
TOT	63	46	40	40	82	224	518	904	912	1066	1191	1381	1535	1531	1664	1702	1845	1594	1095	827	587	357	181	6467	
																									13016
																									19483

12/01/10 WEDNESDAY	AM HOURS												PM HOURS												DAILY TOTAL
	1	2	3	4	5	6	7	8	9	10	11	12	1	2	3	4	5	6	7	8	9	10	11	12	
12	1	2	3	4	5	6	7	8	9	10	11	12	1	2	3	4	5	6	7	8	9	10	11	12	13026
11	2	3	4	5	6	7	8	9	10	11	12	1	2	3	4	5	6	7	8	9	10	11	12	13026	
00-15																									
15-30																									
30-45																									
45-00																									
TOT	65	38																							3930
																									14284
																									18214

TUBE UP WB

AM PEAK HOUR 1100 TO 1200 VOLUME 1618  
PM PEAK HOUR 0415 TO 0515 VOLUME 2035

AM TOTAL 3930  
PM TOTAL 14284

SR 205 LX03111 MP 000.28 OFF SYSTEM ID. LEG 2 DIRECTION OF TRAFFIC BOTH WAYS LANE ALL OFF  
 COUNT IDENTIFIER 10-001 COUNTER NUMBER 495895 DESCRIPTION: ON NE 4TH PLAIN BLVD E/O NE VANCOUVER MALL DR/SR 205 SB OFF

12/02/10 THURSDAY	AM HOURS												DAILY TOTAL											
	1	2	3	4	5	6	7	8	9	10	11	12												
00-15	23	14	9	15	29	84	165	243	248	257	319	399	457	380	442	526	457	318	273	147	148	86	40	
15-30	18	14	10	15	47	97	215	223	234	321	370	407	404	434	443	494	409	274	254	153	120	54	29	
30-45	21	13	10	7	27	62	128	205	273	331	411	457	416	420	512	528	408	264	214	190	80	49	28	
45-00	16	14	14	24	69	156	282	251	285	332	416	414	446	460	507	496	364	276	210	152	77	42	25	
TOT	78	55	43	39	81	207	465	914	922	1040	1241	1516	1677	1723	1694	1904	2044	1638	1132	951	642	425	231	122
										AM PEAK HOUR 1100 TO 1200 VOLUME 1516											AM TOTAL 6601			
										PM PEAK HOUR 0345 TO 0445 VOLUME 2055											PM TOTAL 14183			

12/03/10 FRIDAY	AM HOURS												DAILY TOTAL											
	1	2	3	4	5	6	7	8	9	10	11	12												
00-15	18	13	16	12	8	41	94	168	228															
15-30	13	12	8	7	18	33	109	227																
30-45	16	22	15	9	21	55	148	262																
45-00	14	12	13	12	32	59	148	279																
TOT	61	59	52	40	79	188	499	936	228															
										AM PEAK HOUR 0715 TO 0815 VOLUME 996												AM TOTAL 2142		
										PM PEAK HOUR 0000 TO 0000 VOLUME 0												PM TOTAL 0		

11/29/10 THRU 12/03/10 85  
 TOTAL HOURS FOR COUNT  
 2 DAYS  
 AVG WEEKDAY VOL 20134 X SEASONAL ADJ. FACTOR 0.9400 = 18926 X AXLE CORR FACTOR 0.9563 = ESTIMATED AVG DAILY TRAFFIC 18099  
 PEAK HOUR PERCENTAGES: K = 10.21 D = 60.39  
 PEAK HOUR LOCATION : VOLUME = 2055 DATE: 12/02/10 TIME: 03:45 PM