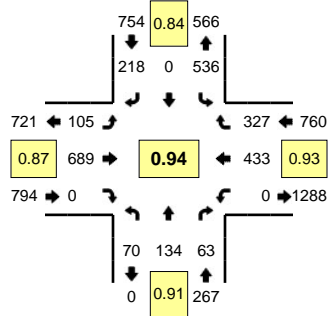
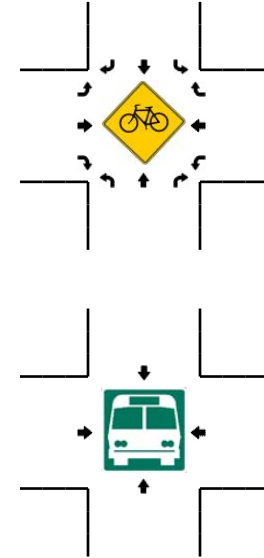
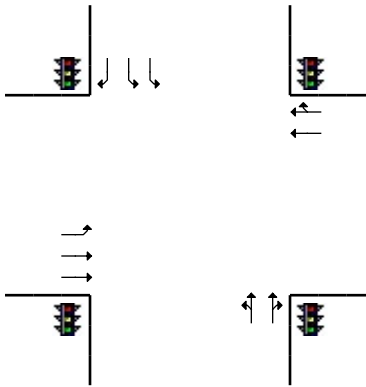
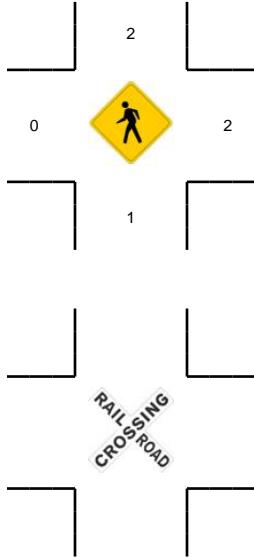
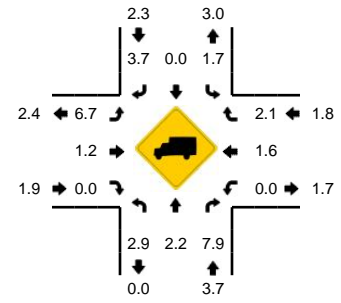


LOCATION: NE Vancouver Mall Dr -- NE Fourth Plain Blvd
CITY/STATE: Vancouver, WA

QC JOB #: 10396321
DATE: 12/3/2008



Peak-Hour: 4:25 PM -- 5:25 PM
Peak 15-Min: 5:05 PM -- 5:20 PM



5-Min Count Period Beginning At	NE Vancouver Mall Dr (Northbound)				NE Vancouver Mall Dr (Southbound)				NE Fourth Plain Blvd (Eastbound)				NE Fourth Plain Blvd (Westbound)				Total	Hourly Totals
	Left	Thru	Right	U	Left	Thru	Right	U	Left	Thru	Right	U	Left	Thru	Right	U		
4:00 PM	7	17	3	0	47	0	17	0	6	52	0	0	0	38	28	0	215	
4:05 PM	2	14	4	0	39	0	16	0	3	55	0	0	0	34	29	0	196	
4:10 PM	3	5	3	0	47	0	12	0	2	88	0	0	0	43	17	0	220	
4:15 PM	1	13	6	0	28	0	17	0	12	49	0	0	0	38	30	0	194	
4:20 PM	8	15	1	0	50	0	14	0	11	43	0	0	0	34	20	0	196	
4:25 PM	6	12	6	0	44	0	10	0	11	48	0	0	0	33	25	0	195	
4:30 PM	4	8	6	0	28	0	19	0	11	58	0	0	0	32	20	0	186	
4:35 PM	8	11	6	0	43	0	19	0	6	52	0	0	0	23	30	0	198	
4:40 PM	1	6	5	0	50	0	22	0	13	60	0	0	0	39	35	0	231	
4:45 PM	4	14	8	0	38	0	17	0	9	72	0	0	0	40	27	0	229	
4:50 PM	5	13	3	0	33	0	14	0	8	67	0	0	0	41	26	0	210	
4:55 PM	6	8	7	0	42	0	23	0	7	55	0	0	0	34	27	0	209	2479
5:00 PM	10	12	4	0	49	0	13	0	5	45	0	0	0	42	30	0	210	2474
5:05 PM	8	6	4	0	72	0	25	0	8	56	0	0	0	38	32	0	249	2527
5:10 PM	4	11	6	0	44	0	14	0	6	43	0	0	0	31	20	0	179	2486
5:15 PM	5	16	7	0	37	0	26	0	10	75	0	0	0	48	34	0	258	2550
5:20 PM	9	17	1	0	56	0	16	0	11	58	0	0	0	32	21	0	221	2575
5:25 PM	6	11	5	0	25	0	12	0	4	46	0	0	0	30	27	0	166	2546
5:30 PM	7	11	5	0	42	0	17	0	10	46	0	0	0	27	30	0	195	2555
5:35 PM	3	14	5	0	47	0	19	0	5	30	0	0	0	41	24	0	188	2545
5:40 PM	6	12	8	0	37	0	10	0	8	35	0	0	0	22	28	0	166	2480
5:45 PM	3	12	5	0	50	0	14	0	6	49	0	0	0	37	29	0	205	2456
5:50 PM	4	14	6	0	29	0	10	0	5	47	0	0	0	23	31	0	169	2415
5:55 PM	6	16	2	0	38	0	12	0	5	30	0	0	0	30	23	0	162	2368
Peak 15-Min Flowrates	Northbound				Southbound				Eastbound				Westbound				Total	
	Left	Thru	Right	U	Left	Thru	Right	U	Left	Thru	Right	U	Left	Thru	Right	U		
All Vehicles	68	132	68	0	612	0	260	0	96	696	0	0	0	468	344	0	2744	
Heavy Trucks	4	0	0		12	0	16		4	4	0		0	8	4		52	
Pedestrians		4				0				0				8			12	
Bicycles																		
Railroad																		
Stopped Buses																		

Comments: