

STATE OF WASHINGTON - DEPARTMENT OF TRANSPORTATION
 T R I P S - S Y S T E M
 SHORT DURATION CLASSIFICATION 4-WAY

DATE: 4/1/2014
 TIME: 13:59:49
 PAGE: 2

SR 500 MP 000.00 OFF SYS ID COUNTER NUM 00049 COUNT ID HPMS
 DATE 1/28/2014 DAY OF WEEK 3 TIME PERIOD HOUR 14:00 - 15:00
 LOCATION SR 500 E/O SR 5/39TH ST I/C 04

HOURLY VOLUMES

MOVEMENT	CARS AND PICKUPS	---SINGLE UNITS---	BUS	MED	HVY	4+	-DOUBLE UNITS-	4-	5	6+	-TRIPLE UNITS-	5-	6	7+	TOTAL TRUCK	PERCENT TRUCK	PERCENT TURNS	TOTAL	
NORTH APPROACH																			
THIS LEG NORTH																			
NORTH TO SOUTH																			
NORTH TO EAST																			
NORTH TO WEST																			
SOUTH APPROACH																			
SOUTH TO NORTH																			
THIS LEG SOUTH																			
SOUTH TO EAST																			
SOUTH TO WEST																			
EAST APPROACH																			
EAST TO NORTH																			
EAST TO SOUTH																			
THIS LEG EAST																			
EAST TO WEST	814	3	25	6	1		8	9	13						65	7.39	100.00	879	
WEST APPROACH																			
WEST TO NORTH																			
WEST TO SOUTH																			
WEST TO EAST	1190	3	32	10			8	8	11						72	5.71	100.00	1262	
THIS LEG WEST																			
NORTH TOTAL PERCENTAGE																			
SOUTH TOTAL PERCENTAGE	2004	6	57	16	1		16	17	24						137	41/59		2141	
EAST TOTAL PERCENTAGE	93.60	0.28	2.66	0.75	0.05		0.75	0.79	1.12						6.40				
WEST TOTAL PERCENTAGE	2004	6	57	16	1		16	17	24						137	59/41		2141	
	93.60	0.28	2.66	0.75	0.05		0.75	0.79	1.12						6.40				

PCT SPLIT
 OUT/IN
 2141

4282

STATE OF WASHINGTON - DEPARTMENT OF TRANSPORTATION
 TRIP STATE M
 SHORT DURATION CLASSIFICATION 4-WAY

DATE: 4/1/2014
 TIME: 13:59:49
 PAGE: 3

SR 500 MP 000.00 OFF SYS ID COUNTER NUM 00049 COUNT ID HPMS
 DATE 1/28/2014 DAY OF WEEK 3 TIME PERIOD HOUR 15:00 - 16:00
 LOCATION SR 500 E/O SR 5/39TH ST I/C 04

HOURLY VOLUMES

MOVEMENT	CARS AND PICKUPS	---SINGLE UNITS---	---DOUBLE UNITS---	---TRIPLE UNITS---	TOTAL TRUCK	PERCENT TRUCK	PERCENT TURNS	TOTAL
NORTH APPROACH THIS LEG NORTH NORTH TO SOUTH NORTH TO EAST NORTH TO WEST								
SOUTH APPROACH SOUTH TO NORTH THIS LEG SOUTH SOUTH TO EAST SOUTH TO WEST								
EAST APPROACH EAST TO NORTH EAST TO SOUTH THIS LEG EAST EAST TO WEST	794	12	2	1	5	8	6	34
								828
WEST APPROACH WEST TO NORTH WEST TO SOUTH WEST TO EAST THIS LEG WEST	1280	2	18	6	1	5	8	12
								54
								1334
NORTH TOTAL PERCENTAGE	2074	2	30	8	2	10	16	18
SOUTH TOTAL PERCENTAGE	95.93	0.09	1.39	0.37	0.09	0.46	0.74	0.83
WEST TOTAL PERCENTAGE	2074	2	30	8	2	10	16	18
	95.93	0.09	1.39	0.37	0.09	0.46	0.74	0.83
								88
								88
								88
								88

PCT SPLIT
OUT//IN

2162

NORTH TOTAL PERCENTAGE

SOUTH TOTAL PERCENTAGE

EAST TOTAL PERCENTAGE

WEST TOTAL PERCENTAGE

4324

STATE OF WASHINGTON - DEPARTMENT OF TRANSPORTATION
 TRIP SYSTEM
 SHORT DURATION CLASSIFICATION 4-WAY

DATE: 4/1/2014
 TIME: 13:59:49
 PAGE: 5

SR 500 DATE 1/28/2014 MP 000.00 OFF SYS ID COUNTER NUM 00049 COUNT ID HPMS
 DAY OF WEEK 3 TIME PERIOD HOUR 17:00 - 18:00
 LOCATION SR 500 E/O SR 5/39TH ST I/C 04

HOURLY VOLUMES

MOVEMENT	CARS AND PICKUPS	---SINGLE UNITS---	BUS MED HVY 4+	-DOUBLE UNITS-	4- 5 6+	-TRIPLE UNITS-	5- 6 7+	TOTAL TRUCK	PERCENT TRUCK	PERCENT TURNS	TOTAL
----------	------------------	--------------------	----------------	----------------	---------	----------------	---------	-------------	---------------	---------------	-------

NORTH APPROACH THIS LEG NORTH											
NORTH TO SOUTH											
NORTH TO EAST											
NORTH TO WEST											
SOUTH APPROACH SOUTH TO NORTH											
THIS LEG SOUTH											
SOUTH TO EAST											
SOUTH TO WEST											

EAST APPROACH EAST TO NORTH								18	1.93		932
EAST TO SOUTH											
THIS LEG EAST											
EAST TO WEST	914	3	4	5		4	1	18		100.00	932

WEST APPROACH WEST TO NORTH								15	1.23		1218
WEST TO SOUTH											
WEST TO EAST											
THIS LEG WEST	1203	9	2			1	3	15		100.00	1218

PCT SPLIT OUT/IN
 2150

NORTH TOTAL PERCENTAGE											
SOUTH TOTAL PERCENTAGE											

EAST TOTAL PERCENTAGE	2117	3	13	7		5	1	33		43/57	2150
WEST TOTAL PERCENTAGE	2117	3	13	7		5	1	33		57/43	2150

4300

STATE OF WASHINGTON - DEPARTMENT OF TRANSPORTATION
 TRIP SYSTEM
 SHORT DURATION-CLASSIFICATION 4-WAY

DATE: 4/1/2014
 TIME: 13:59:49
 PAGE: 6

SR 500 MP 000.00 OFF SYS ID COUNTER NUM 00049 COUNT ID HPMS
 DATE 1/28/2014 DAY OF WEEK 3 TIME PERIOD HOUR 16:15 - 17:15
 LOCATION SR 500 E/O SR 5/39TH ST I/C 04

EAST LEG PEAK HOUR AND VOLUMES

MOVEMENT	CARS AND PICKUPS	---SINGLE UNITS---	DOUBLE UNITS-	TRIPLE UNITS-	TOTAL TRUCK	PERCENT TRUCK	PERCENT TURNS	TOTAL				
		BUS MED HWY 4+	4- 5 6+	5- 6 7+								
NORTH APPROACH THIS LEG NORTH NORTH TO SOUTH NORTH TO EAST NORTH TO WEST												
SOUTH APPROACH SOUTH TO NORTH THIS LEG SOUTH SOUTH TO EAST SOUTH TO WEST												
EAST APPROACH EAST TO NORTH EAST TO SOUTH THIS LEG EAST EAST TO WEST	928	3	16	2	3	4	1	1	30	3.13	100.00	958
WEST APPROACH WEST TO NORTH WEST TO SOUTH WEST TO EAST THIS LEG WEST	1326	16	4	2	1	4	4	1	27	2.00	100.00	1353
PCT SPLIT OUT/IN												
NORTH TOTAL PERCENTAGE	2254	3	32	6	5	5	4	1	57			2311
SOUTH TOTAL PERCENTAGE	97.53	0.13	1.38	0.26	0.22	0.22	0.17	0.04	2.47			41/59
EAST TOTAL PERCENTAGE	2254	3	32	6	5	5	4	1	57			2311
WEST TOTAL PERCENTAGE	97.53	0.13	1.38	0.26	0.22	0.22	0.17	0.04	2.47			59/41
												4622

STATE OF WASHINGTON - DEPARTMENT OF TRANSPORTATION
 TRIP SYSTEM
 SHORT DURATION CLASSIFICATION 4-MAY

DATE: 4/1/2014
 TIME: 13:59:49
 PAGE: 7

SR 500 MP 000.00 OFF SYS ID COUNTER NUM 00049 COUNT ID HPMS
 DATE 1/28/2014 DAY OF WEEK 3 TIME PERIOD HOUR 16:15 - 17:15
 LOCATION SR 500 E/O SR 5/39TH ST I/C 04
 WEST LEG PEAK HOUR AND VOLUMES

MOVEMENT	CARS AND PICKUPS	---SINGLE UNITS---				-DOUBLE UNITS-			-TRIPLE UNITS-			TOTAL TRUCK	PERCENT TRUCK	PERCENT TURNS	TOTAL	
		BUS	MED	HVY	4+	4-	5	6+	5-	6	7+					
NORTH APPROACH THIS LEG NORTH NORTH TO SOUTH NORTH TO EAST NORTH TO WEST																
SOUTH APPROACH SOUTH TO NORTH THIS LEG SOUTH SOUTH TO EAST SOUTH TO WEST																
EAST APPROACH EAST TO NORTH EAST TO SOUTH THIS LEG EAST EAST TO WEST	928	3	16	2		3	4		1		1	30	3.13		958	
WEST APPROACH WEST TO NORTH WEST TO SOUTH WEST TO EAST THIS LEG WEST	1326		16	4		2	1	4				27	2.00	100.00	1353	
PCT SPLIT OUT/IN																
															2311	

NORTH TOTAL PERCENTAGE	SOUTH TOTAL PERCENTAGE	EAST TOTAL PERCENTAGE	WEST TOTAL PERCENTAGE
2254	2254	2254	2254
97.53	97.53	97.53	97.53
3	3	3	3
32	32	32	32
6	6	6	6
0.13	0.13	0.13	0.13
1.38	1.38	1.38	1.38
0.26	0.26	0.26	0.26
5	5	5	5
5	5	5	5
4	4	4	4
0.22	0.22	0.22	0.22
0.17	0.17	0.17	0.17
1	1	1	1
0.04	0.04	0.04	0.04
1	1	1	1
0.04	0.04	0.04	0.04
57	57	57	57
2.47	2.47	2.47	2.47
41/59	41/59	41/59	41/59
2311	2311	2311	2311
59/41	59/41	59/41	59/41
2311	2311	2311	2311

4622

STATE OF WASHINGTON - DEPARTMENT OF TRANSPORTATION
 TRIP SYSTEM
 SHORT DURATION CLASSIFICATION 4-WAY

DATE: 4/1/2014
 TIME: 13:59:49
 PAGE: 8

SR 500 MP 000.00 OFF SYS ID COUNTER NUM 00049 COUNT ID HPMS
 DATE 1/28/2014 DAY OF WEEK 3 TIME PERIOD HOUR 16:15 - 17:15
 LOCATION SR 500 E/O SR.5/39TH ST I/C 04

INTERSECTIONAL PEAK HOUR AND VOLUMES

MOVEMENT	CARS AND PICKUPS	---SINGLE UNITS---	BUS	MED	HVY	4+	-DOUBLE UNITS-	4-	5	6+	-TRIPLE UNITS-	5-	6	7+	TOTAL TRUCK	PERCENT TRUCK	PERCENT TURNS	TOTAL
----------	------------------	--------------------	-----	-----	-----	----	----------------	----	---	----	----------------	----	---	----	-------------	---------------	---------------	-------

NORTH APPROACH THIS LEG NORTH																			
NORTH TO SOUTH																			
NORTH TO EAST																			
NORTH TO WEST																			

SOUTH APPROACH SOUTH TO NORTH																			
THIS LEG SOUTH																			
SOUTH TO EAST																			
SOUTH TO WEST																			

EAST APPROACH EAST TO NORTH																			
EAST TO SOUTH																			
THIS LEG EAST																			
EAST TO WEST	928	3	16	2			3	4			1			1	30	3.13		958	

WEST APPROACH WEST TO NORTH																			
WEST TO SOUTH																			
WEST TO EAST																			
THIS LEG WEST	1326	16	4				2	1		4					27	2.00		958	

PCT SPLIT
 OUT/IN
 2311

NORTH TOTAL PERCENTAGE

SOUTH TOTAL PERCENTAGE

EAST TOTAL PERCENTAGE	2254	3	32	6			5	5		4	1			1	57			2311
WEST TOTAL PERCENTAGE	97.53	0.13	1.38	0.26			0.22	0.22	0.17		0.04			0.04	2.47			2311

TRUCK PERCENTAGE:

LEGS	S/U	%	D/U	%	TRAIN	%	TRUCK	%	AXLE FACTOR
NORTH TOTAL	41	1.77	14	0.61	2	0.09	57	2.47	0.9882
EAST TOTAL	41	1.77	14	0.61	2	0.09	57	2.47	0.9882
WEST TOTAL									

PEAK HOUR FACTOR 0.944 598 612 572 529 2311

4622



Vehicle Volume Summary

(Block Diagram)

Date: 1/28/2014
 Time Period: 16:15 - 17:15

Count ID: HPMS

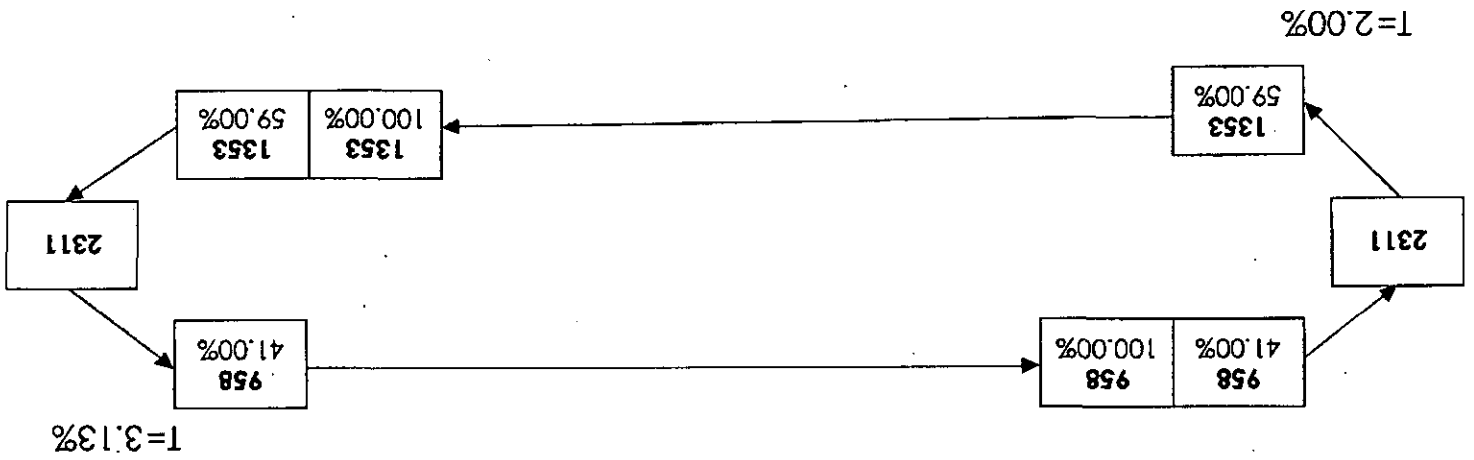
Off Sys. ID:

MP: 000.00

SR: 500

Location: SR 500 E/O SR 5/39TH ST I/C

INTERSECTIONAL PEAK HOUR AND VOLUMES



Quarter Hour 1 = 598
 Quarter Hour 2 = 612
 Quarter Hour 3 = 572
 Quarter Hour 4 = 529

TOTAL HOUR = 2311

PEAK HOUR FACTOR = 0.944



Vehicle Volume Summary

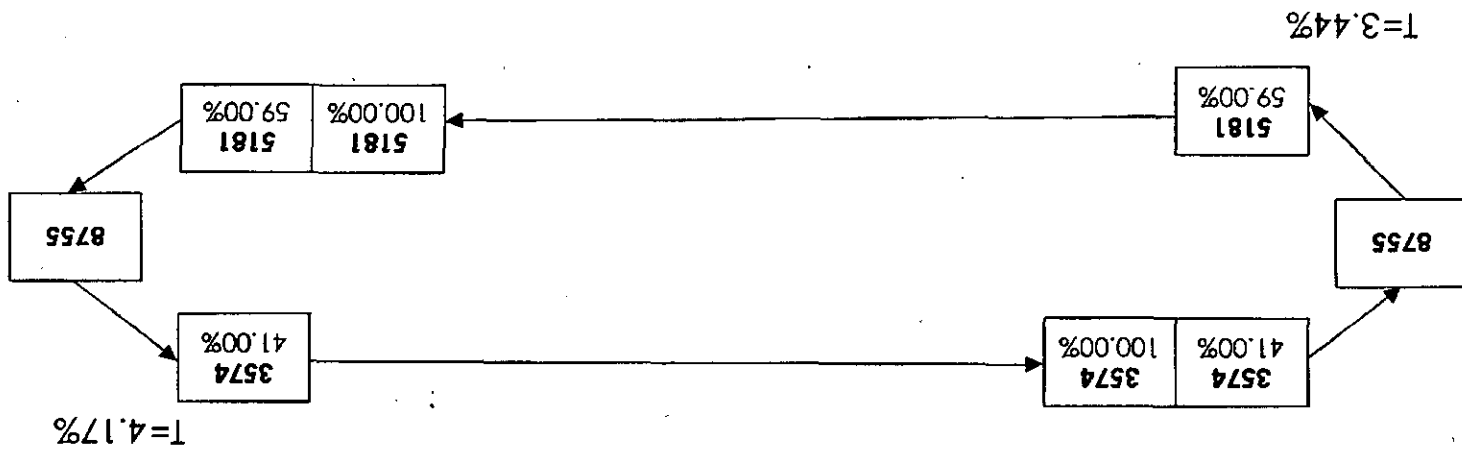
(Block Diagram)

Date: 1/28/2014
 Time Period: 14:00 - 18:00

SR: 500 MP: 000.00 Off Sys. ID: Count ID: HPMS

Location: SR 500 E/O SR 5/39TH ST I/C

ENTIRE COUNT VOLUMES

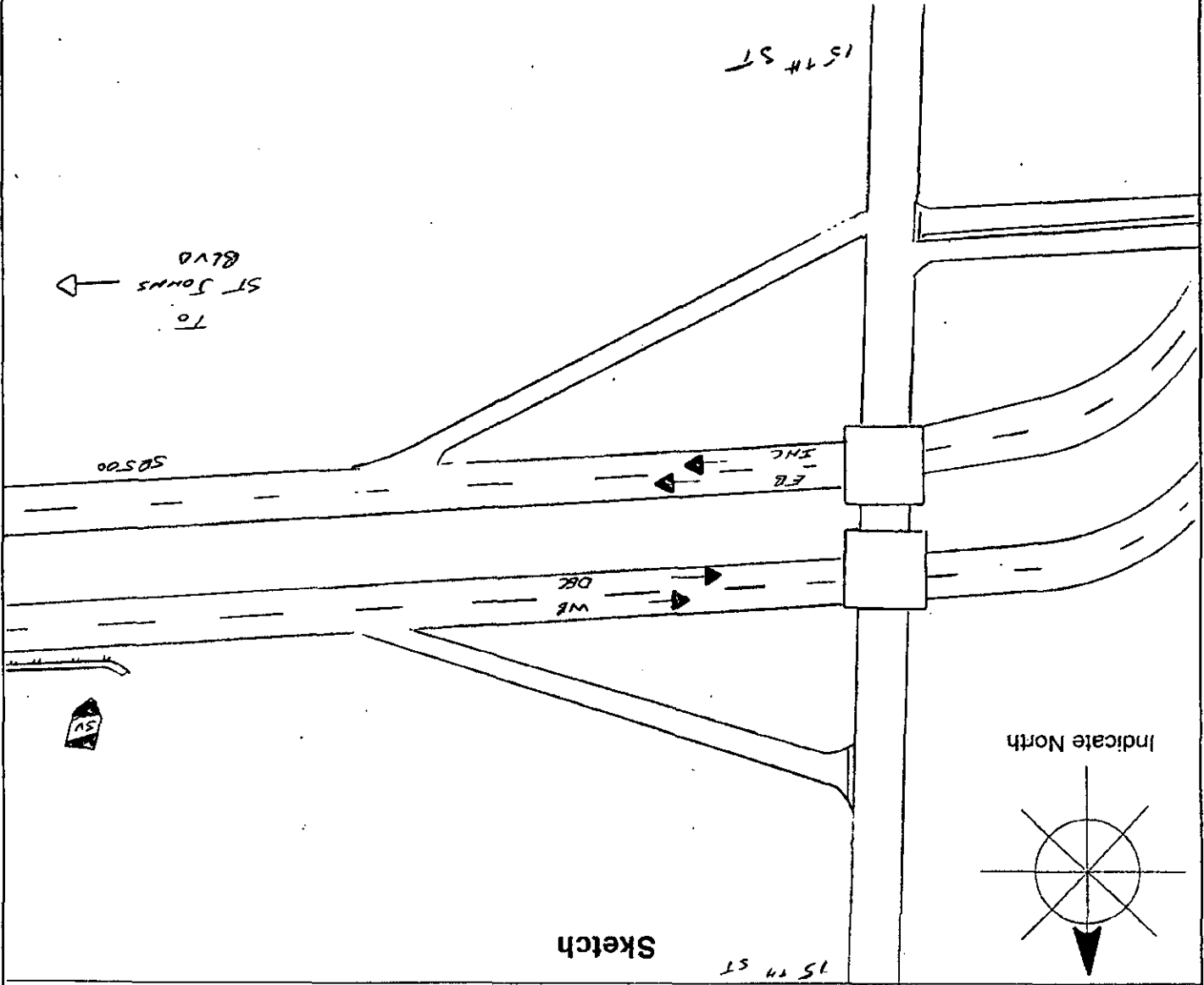


Signature

[Handwritten Signature]
 Jim M. A. / 1000 Becker

Remarks:

- G:\HPMS15.TXT 06-1000 #00050 11/29/2014
- G:\HPMS14.TXT 10-1400 #00051 11/30/2014
- G:\HPMS13.TXT 14-1800 #00049 11/28/2014



Station Location

SR 500 E/O SR 5/34TH ST I/C
 SR 500 @ BEGIN ROUTE

SR #	500
MP	0.00
OSID	
Count ID	HPMS
Date	1/28/14 1400-1800 1/29/14 06-1000 1/30/14 10-1400

Traffic Station Sketch

Washington State Department of Transportation



EB CB# 2898 5th WEL, 12/23/14EN
 WB CB# 8910 30# 3153, 3154, 3155

STATE OF WASHINGTON - DEPARTMENT OF TRANSPORTATION
 TRIP SYSTEM
 SHORT DURATION CLASSIFICATION 4-WAY

DATE: 4/1/2014
 TIME: 13:58:05
 PAGE: 1

SR 500 MP 000.00 OFF SYS ID COUNTER NUM 00050 COUNT ID HPMS
 DATE 1/29/2014 DAY OF WEEK 4 TIME PERIOD HOUR 06:00 - 10:00
 LOCATION SR 500 E/O SR 5/39TH ST I/C 04
 ENTIRE COUNT VOLUMES

MOVEMENT	CARS AND PICKUPS	---SINGLE UNITS---	BUS MED HVT 4+	-DOUBLE UNITS-	4- 5 6+	-TRIPLE UNITS-	5- 6 7+	TOTAL TRUCK	PERCENT TRUCK	PERCENT TURNS	TOTAL
NORTH APPROACH THIS LEG NORTH NORTH TO SOUTH NORTH TO EAST NORTH TO WEST								213	4.04		5273
SOUTH APPROACH SOUTH TO NORTH THIS LEG SOUTH SOUTH TO EAST SOUTH TO WEST								213	7.33	100.00	5273
EAST APPROACH EAST TO NORTH EAST TO SOUTH THIS LEG EAST EAST TO WEST	5060	13	93	22	4	18	22	40	2	3	213
WEST APPROACH WEST TO NORTH WEST TO SOUTH WEST TO EAST THIS LEG WEST	2034	37	46	10	1	13	18	31	2	3	161
											161
											2195

PCT SPLIT
OUT/TN 7468

NORTH TOTAL PERCENTAGE	SOUTH TOTAL PERCENTAGE	EAST TOTAL PERCENTAGE	WEST TOTAL PERCENTAGE
7094	7094	7094	7094
50	50	50	50
139	139	139	139
32	32	32	32
5	5	5	5
0.57	0.57	0.57	0.57
1.86	1.86	1.86	1.86
0.43	0.43	0.43	0.43
0.07	0.07	0.07	0.07
31	31	31	31
40	40	40	40
71	71	71	71
2	2	2	2
0.03	0.03	0.03	0.03
0.05	0.05	0.05	0.05
4	4	4	4
374	374	374	374
5.01	5.01	5.01	5.01
71/29	71/29	71/29	71/29
7468	7468	7468	7468

TRUCK PERCENTAGE: 14936

LEGS	S/U	%	D/U	%	TRAIN	%	TRUCK	%	AXLE FACTOR
NORTH TOTAL	226	3.03	142	1.90	6	0.08	374	5.01	0.9654
EAST TOTAL	226	3.03	142	1.90	6	0.08	374	5.01	0.9654
WEST TOTAL	226	3.03	142	1.90	6	0.08	374	5.01	0.9654

STATE OF WASHINGTON - DEPARTMENT OF TRANSPORTATION
 TRIP SYSTEM
 SHORT DURATION CLASSIFICATION 4-WAY

DATE: 4/1/2014
 TIME: 13:58:05
 PAGE: 2

SR 500 MP 000.00 OFF SYS ID COUNTER NUM 00050 COUNT ID HPMS
 DATE 1/29/2014 DAY OF WEEK 4 TIME PERIOD HOUR 06:00 - 07:00
 LOCATION SR 500 E/O SR 5/39TH ST I/C 04

HOURLY VOLUMES

MOVEMENT	CARS AND PICKUPS	---SINGLE UNITS---	---DOUBLE UNITS---	---TRIPLE UNITS---	TOTAL TRUCK	PERCENT TRUCK	PERCENT TURNS	TOTAL
		BUS MED HVY 4+	4- 5 6+	5- 6 7+				
NORTH APPROACH THIS LEG NORTH NORTH TO SOUTH NORTH TO EAST NORTH TO WEST								
SOUTH APPROACH SOUTH TO NORTH THIS LEG SOUTH SOUTH TO EAST SOUTH TO WEST								
EAST APPROACH EAST TO NORTH EAST TO SOUTH THIS LEG EAST EAST TO WEST	1477	5 17 11 1	2 6 9		51	3.34	100.00	1528
WEST APPROACH WEST TO NORTH WEST TO SOUTH WEST TO EAST THIS LEG WEST	378	1 7 2	4 2 1	3	20	5.03	100.00	398
NORTH TOTAL PERCENTAGE								
SOUTH TOTAL PERCENTAGE								
EAST TOTAL PERCENTAGE	1855	6 24 13 1	6 8 10	3	71		79/21	1926
WEST TOTAL PERCENTAGE	1855	6 24 13 1	6 8 10	3	71		21/79	1926
	96.31	0.31 1.25 0.67 0.05	0.31 0.42 0.52	0.16	3.69			
	96.31	0.31 1.25 0.67 0.05	0.31 0.42 0.52	0.16	3.69			

PCT SPLIT
OUT/IN

1926

3852

STATE OF WASHINGTON - DEPARTMENT OF TRANSPORTATION
 TRIP SYSTEM
 SHORT DURATION CLASSIFICATION 4-WAY

DATE: 4/1/2014
 TIME: 13:58:06
 PAGE: 3

SR 500 MP 000.00 OFF SYS ID COUNTER NUM 00050 COUNT ID HPMS
 DATE 1/29/2014 DAY OF WEEK 4 TIME PERIOD HOUR 07:00 - 08:00
 LOCATION SR 500 E/O SR 5/39TH ST I/C 04

MOVEMENT	CARS AND PICKUPS	---SINGLE UNITS---	---DOUBLE UNITS---	---TRIPLE UNITS---	TOTAL TRUCK	PERCENT TRUCK	PERCENT TURNS	TOTAL					
NORTH APPROACH													
THIS LEG NORTH													
NORTH TO SOUTH													
NORTH TO EAST													
NORTH TO WEST													
SOUTH APPROACH													
SOUTH TO NORTH													
THIS LEG SOUTH													
SOUTH TO EAST													
SOUTH TO WEST													
EAST APPROACH													
EAST TO NORTH													
EAST TO SOUTH													
THIS LEG EAST													
EAST TO WEST													
WEST APPROACH	1420	3	25	5	3	6	9	1	52	3.53	100.00	1472	
WEST TO NORTH													
WEST TO SOUTH													
WEST TO EAST	618	7	15	2	3	10	1		38	5.79	100.00	656	
THIS LEG WEST													
NORTH TOTAL PERCENTAGE													
SOUTH TOTAL PERCENTAGE	2038	10	40	7	3	9	19	1	90		69/31	2128	
EAST TOTAL PERCENTAGE	95.77	0.47	1.88	0.33	0.14	0.42	0.89	0.05	4.23				
WEST TOTAL PERCENTAGE	2038	10	40	7	3	9	19	1	90		31/69	2128	
	95.77	0.47	1.88	0.33	0.14	0.42	0.89	0.05	4.23				

PCT SPLIT
 OUT/IN
 2128

4256

STATE OF WASHINGTON - DEPARTMENT OF TRANSPORTATION
 TRIP SYSTEM
 SHORT DURATION CLASSIFICATION 4-WAY

DATE: 4/1/2014
 TIME: 13:58:06
 PAGE: 4

SR 500
 DATE 1/29/2014
 LOCATION
 HOURLY VOLUMES

MP 000.00 OFF SYS ID
 DAY OF WEEK 4 TIME PERIOD HOUR 08:00 - 09:00
 SR 500 E/O SR 5/39TH ST I/C 04
 COUNTER NUM 00050
 COUNT ID HPRS

MOVEMENT	CARS AND PICKUPS	---SINGLE UNITS---	---DOUBLE UNITS---	---TRIPLE UNITS---	TOTAL TRUCK	PERCENT TRUCK	PERCENT TURNS	TOTAL
NORTH APPROACH								
THIS LEG NORTH								
NORTH TO SOUTH								
NORTH TO EAST								
NORTH TO WEST								
SOUTH APPROACH								
SOUTH TO NORTH								
THIS LEG SOUTH								
SOUTH TO EAST								
SOUTH TO WEST								
EAST APPROACH								
EAST TO NORTH								
EAST TO SOUTH								
THIS LEG EAST								
EAST TO WEST								
WEST APPROACH								
WEST TO NORTH								
WEST TO SOUTH								
WEST TO EAST								
THIS LEG WEST								
NORTH TOTAL PERCENTAGE								
SOUTH TOTAL PERCENTAGE								
EAST TOTAL PERCENTAGE								
WEST TOTAL PERCENTAGE								

PCT SPLIT
 OUT/IN
 1841

3682

STATE OF WASHINGTON - DEPARTMENT OF TRANSPORTATION
 TRIP SYSTEM
 SHORT DURATION CLASSIFICATION 4-WAY

DATE: 4/1/2014
 TIME: 13:58:06
 PAGE: 5

SR 500 MP 000.00 OFF SYS ID COUNTER NUM 00050 COUNT ID HPMS
 DATE 1/29/2014 DAY OF WEEK 4 TIME PERIOD HOUR 09:00 - 10:00
 LOCATION SR 500 E/O SR 5/39TH ST I/C 04

HOURLY VOLUMES

MOVEMENT	CARS AND PICKUPS	---SINGLE UNITS---	---DOUBLE UNITS---	---TRIPLE UNITS---	TOTAL TRUCK	PERCENT TRUCK	PERCENT TURNS	TOTAL
NORTH APPROACH THIS LEG NORTH								
NORTH TO SOUTH								
NORTH TO EAST								
NORTH TO WEST								
SOUTH APPROACH SOUTH TO NORTH								
THIS LEG SOUTH								
SOUTH TO EAST								
SOUTH TO WEST								
EAST APPROACH EAST TO NORTH					60	5.88		1020
EAST TO SOUTH								
THIS LEG EAST								
EAST TO WEST	960	3	28	5	3		100.00	1020
WEST APPROACH WEST TO NORTH					41	7.41		553
WEST TO SOUTH								
WEST TO EAST	512	4	9	2	2		100.00	553
THIS LEG WEST								

PCT SPLIT
 OUT/IN
 1573

NORTH TOTAL PERCENTAGE	SOUTH TOTAL PERCENTAGE	EAST TOTAL PERCENTAGE	WEST TOTAL PERCENTAGE
1472	93.58	7	0.45
37	2.35	7	0.45
7	0.45	3	0.19
10	0.64	14	1.40
14	0.89	22	2.20
22	1.40	1	0.06
101	6.42	1	0.06
101	6.42	35/65	1573

3146

STATE OF WASHINGTON - DEPARTMENT OF TRANSPORTATION
 T R I P S - S Y S T E M
 SHORT DURATION CLASSIFICATION 4-WAY

DATE: 4/1/2014
 TIME: 13:58:06
 PAGE: 6

SR 500 MP 000.00 OFF SYS ID COUNTER NUM 00050 COUNT ID HPMS
 DATE 1/29/2014 DAY OF WEEK 4 TIME PERIOD HOUR 07:15 - 08:15
 LOCATION SR 500 E/O SR 5/39TH ST I/C 04

EAST LEG PEAK HOUR AND VOLUMES

MOVEMENT	CARS AND PICKUPS	---SINGLE UNITS---	---DOUBLE UNITS---	---TRIPLE UNITS---	TOTAL TRUCK	PERCENT TRUCK	PERCENT TURNS	TOTAL
		BUS MED HVY 4+	4- 5 6+	5- 6 7+				
NORTH APPROACH THIS LEG NORTH NORTH TO SOUTH NORTH TO EAST NORTH TO WEST					43	2.99		1436
SOUTH APPROACH SOUTH TO NORTH THIS LEG SOUTH SOUTH TO EAST SOUTH TO WEST					43	7.36		693
EAST APPROACH EAST TO NORTH EAST TO SOUTH THIS LEG EAST EAST TO WEST	1393	4 21 2	3 4 8	1	51		100.00	1436
WEST APPROACH WEST TO NORTH WEST TO SOUTH WEST TO EAST THIS LEG WEST	642	13 18 3 1	1 3 12		51		100.00	693
NORTH TOTAL PERCENTAGE								2129
SOUTH TOTAL PERCENTAGE								2129
EAST TOTAL PERCENTAGE	2035	17 39 5 1	4 7 20	1	94		67/33	2129
WEST TOTAL PERCENTAGE	2035	17 39 5 1	4 7 20	1	94		33/67	2129
	95.58	0.80 1.83 0.23 0.05	0.19 0.33 0.94	0.05	4.42			4258

PCT SPLIT
 OUT/IN

STATE OF WASHINGTON - DEPARTMENT OF TRANSPORTATION
 TRIP SYSTEM
 SHORT DURATION CLASSIFICATION 4-WAY

DATE: 4/1/2014
 TIME: 13:58:06
 PAGE: 7

SR 500 MP 000.00 OFF SYS ID COUNTER NUM 00050 COUNT ID HPMS
 DATE 1/29/2014 DAY OF WEEK 4 TIME PERIOD HOUR 07:15 - 08:15
 LOCATION SR 500 E/O SR 5/39TH ST I/C 04

WEST LEG PEAK HOUR AND VOLUMES

MOVEMENT	CARS AND PICKUPS	---SINGLE UNITS---	BUS MED	HWY 4+	-DOUBLE UNITS-	4-	5	6+	-TRIPLE UNITS-	5-	6	7+	TOTAL TRUCK	PERCENT TRUCK	PERCENT TURNS	TOTAL
NORTH APPROACH																
THIS LEG NORTH																
NORTH TO SOUTH																
NORTH TO EAST																
NORTH TO WEST																
SOUTH APPROACH																
SOUTH TO NORTH																
THIS LEG SOUTH																
SOUTH TO EAST																
SOUTH TO WEST																
EAST APPROACH																
EAST TO NORTH																
EAST TO SOUTH																
THIS LEG EAST																
EAST TO WEST	1393	4	21	2	3	4	8	1					43	2.99	100.00	1436
WEST APPROACH																
WEST TO NORTH																
WEST TO SOUTH																
WEST TO EAST	642	13	18	3	1	3	12						51	7.36	100.00	693
THIS LEG WEST																
NORTH TOTAL PERCENTAGE																
SOUTH TOTAL PERCENTAGE																
EAST TOTAL PERCENTAGE	2035	17	39	5	1	4	7	20	1				94	67/33		2129
WEST TOTAL PERCENTAGE	2035	17	39	5	1	4	7	20	1				94	33/67		2129
	95.58	0.80	1.83	0.23	0.05	0.19	0.33	0.94	0.05				4.42			4258

PCT SPLIT
 OUT/IN

4258

STATE OF WASHINGTON - DEPARTMENT OF TRANSPORTATION
 TRIP SYSTEM
 SHORT DURATION CLASSIFICATION 4-WAY

DATE: 4/1/2014
 TIME: 13:58:06
 PAGE: 8

SR 500 MP 000.00 OFF SYS ID COUNTER NUM 00050 COUNT ID HPMS
 DATE 1/29/2014 DAY OF WEEK 4 TIME PERIOD HOUR 07:15 - 08:15
 LOCATION SR 500 E/O SR S/39TH ST I/C 04

INTERSECTIONAL PEAK HOUR AND VOLUMES

MOVEMENT	CARS AND PICKUPS	---SINGLE UNITS---	---DOUBLE UNITS---	---TRIPLE UNITS---	TOTAL TRUCK	PERCENT TRUCK	PERCENT TURNS	TOTAL
		BUS MED HYY 4+	4- 5 6+	5- 6 7+				

NORTH APPROACH THIS LEG NORTH								
NORTH TO SOUTH								
NORTH TO EAST								
NORTH TO WEST								
SOUTH APPROACH SOUTH TO NORTH								
THIS LEG SOUTH								
SOUTH TO EAST								
SOUTH TO WEST								

EAST APPROACH EAST TO NORTH	1393	4	21	2	3	4	8	1	43	2.99	100.00	1436
EAST TO SOUTH												
THIS LEG EAST												
EAST TO WEST												

WEST APPROACH WEST TO NORTH	642	13	18	3	1	3	12		51	7.36	100.00	693
WEST TO SOUTH												
WEST TO EAST												
THIS LEG WEST												

PCT SPLIT
 OUT/IN
 2129

NORTH TOTAL PERCENTAGE	SOUTH TOTAL PERCENTAGE	EAST TOTAL PERCENTAGE	WEST TOTAL PERCENTAGE
2035	2035	95.58	95.58
17	17	0.80	0.80
39	39	1.83	1.83
5	5	0.23	0.23
1	1	0.05	0.05
4	4	0.19	0.19
7	7	0.33	0.33
20	20	0.94	0.94
1	1	0.05	0.05
94	94	4.42	4.42
67/33			
2129			2129

TRUCK PERCENTAGE: 4258

LEGS	S/U	%	D/U	%	TRAIN	%	TRUCK	%	AXLE FACTOR
NORTH TOTAL	62	2.91	31	1.46	1	0.05	94	4.42	0.9723
SOUTH TOTAL	62	2.91	31	1.46	1	0.05	94	4.42	0.9723
EAST TOTAL									
WEST TOTAL									

PEAK HOUR FACTOR 0.921 528 524 578 499 2129



Vehicle Volume Summary

(Block Diagram)

Date: 1/29/2014
 Time Period: 07:15 - 08:15


Count ID: HPMS

MP: 000.00 Off Sys. ID:

SR: 500

Location: SR 500 E/O SR 5/39TH ST I/C

INTERSECTIONAL PEAK HOUR AND VOLUMES



Quarter Hour 1 = 528

Quarter Hour 2 = 524

Quarter Hour 3 = 578

Quarter Hour 4 = 499

TOTAL HOUR = 2129

PEAK HOUR FACTOR = 0.921



Vehicle Volume Summary

(Block Diagram)

Date: 1/29/2014
 Time Period: 06:00 - 10:00

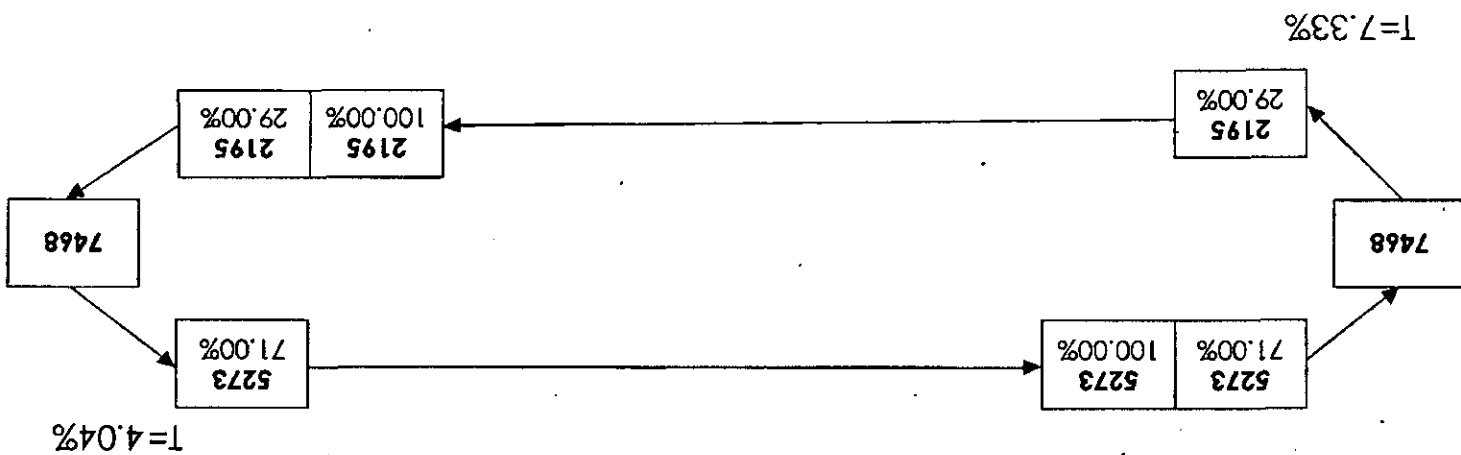
Count ID: HPMS

MP: 000.00 Off Sys. ID:

SR: 500

Location: SR 500 E/O SR 5/39TH ST I/C

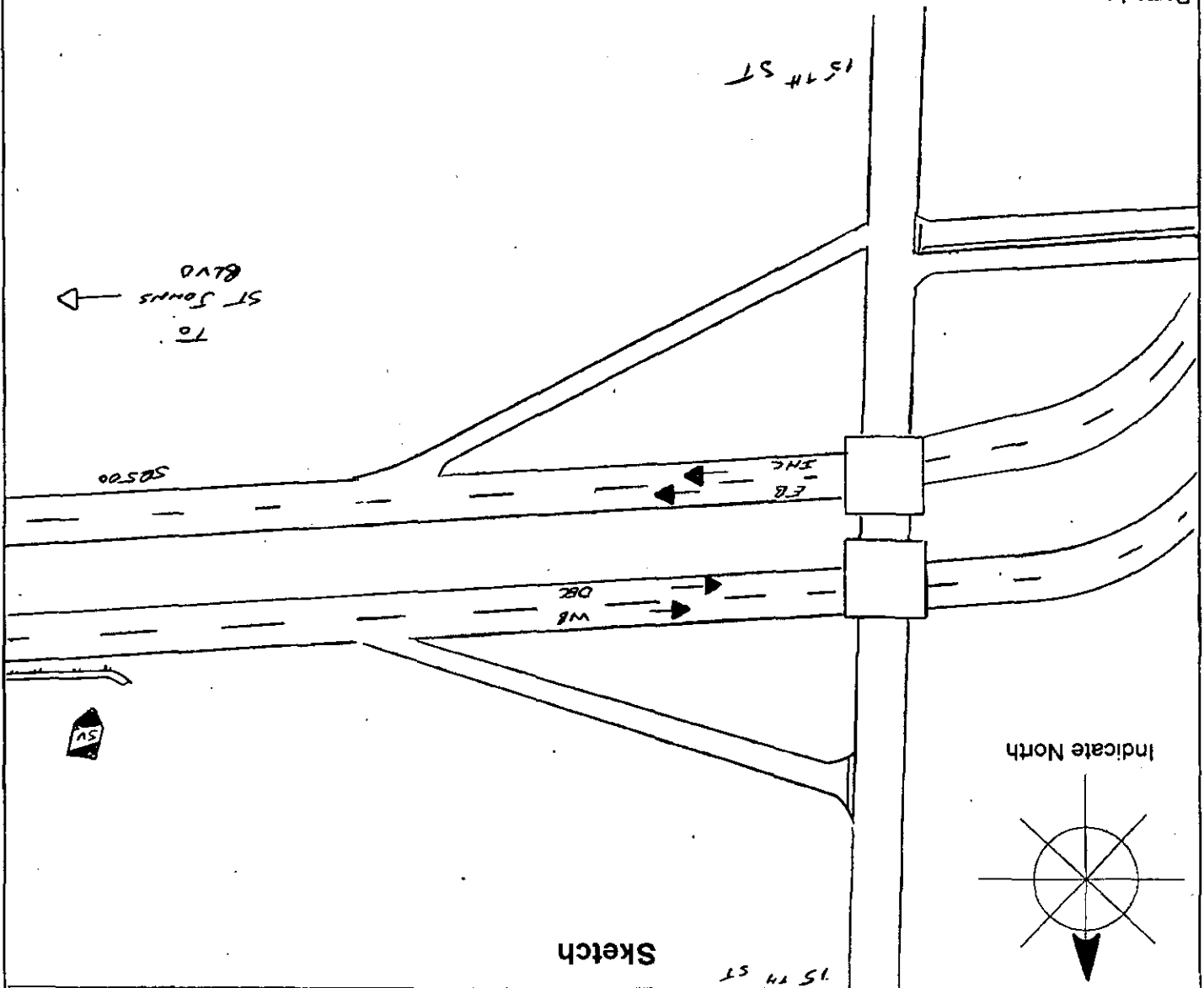
ENTIRE COUNT VOLUMES



Remarks:

G:\HPMS13.TXT 14-1800 #00049 1/28/2014
 G:\HPMS14.TXT 10-1400 #00051 1/30/2014
 G:\HPMS15.TXT 06-1000 #00050 1/29/2014

Signature
Jim MVA / Todd Bockel



SR # 500
 MP 0.00
 OSID
 Count ID HPMS
 Date 1/28/14 1400-1800
 1/29/14 00-1000
 1/30/14 10-1400
 1/31/14 14-1800

Station Location
 SR 500 E/O SR S/39TH ST I/C
 SR 500 @ BEGIN ROUTE

Traffic Station Sketch

Washington State
 Department of Transportation



EB CG# 2898 ID# 122, 123, 124
 WB CG# 8910 ID# 3153, 3154, 3155