



Diamond Traffic Counter

Interval 60 Min. 15 Min.

Raw Collect Axle
 Binned (CL/SP) Speed X Axle
 Count (Vol) Speed

Enabled Lane No. 1 2 9 10

Direction Channel 1 WB

Direction Channel 2 _____

Direction Channel 9 _____

Direction Channel 10 _____

DATA FILE No. 7051

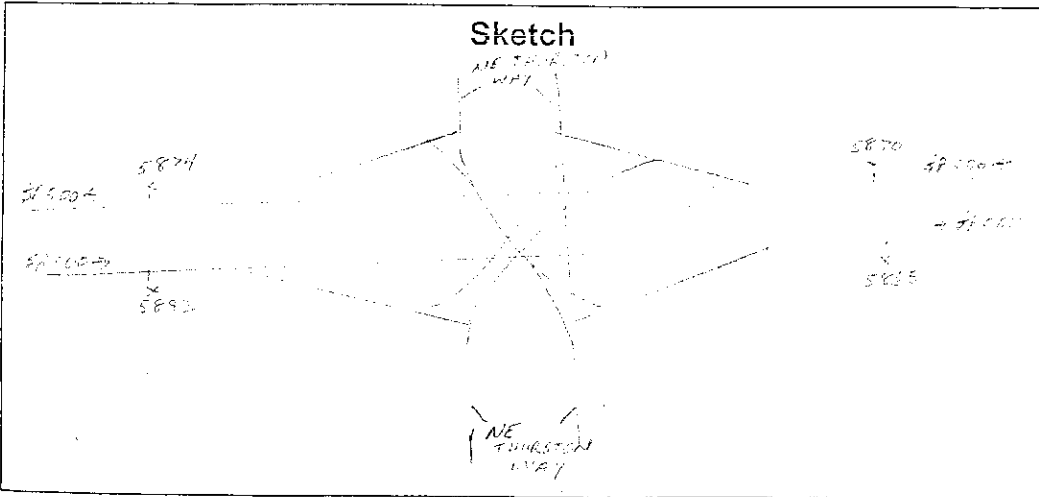
Counter No. 5870 Count ID 4222

SR 100 RRT _____ MP 4.22

Leg 2 Direction WB OSID _____

Station Description - ON SR 100 at NE Thompson Way 1/2

Date	Day	Time	Comments
3/14/05	2	1043	Manual A _____ B _____
			Counter A _____ B _____
3/15	3	0807	Manual A <u>60</u> B _____
			Counter A <u>53</u> B _____
3/15	3	1206	Manual A <u>55</u> B _____
			Counter A <u>49</u> B _____
3/15	5	0700	Manual A <u>57</u> B _____
			Counter A <u>55</u> B _____
3/15	6	0752	Manual A _____ B _____
			Counter A _____ B _____



[Signature]

Field Person



Diamond Traffic Counter

Interval 60 Min. 15 Min.

Raw Collect Axle
 Binned (CL/SP) Speed X Axle
 Count (Vol) Speed

Enabled Lane No. 1 2 9 10

Direction Channel 1 _____
 Direction Channel 2 _____
 Direction Channel 9 _____
 Direction Channel 10 _____

DATA LOG No. 7061

Counter No. 5882 Count ID HPMS

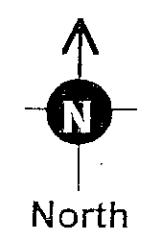
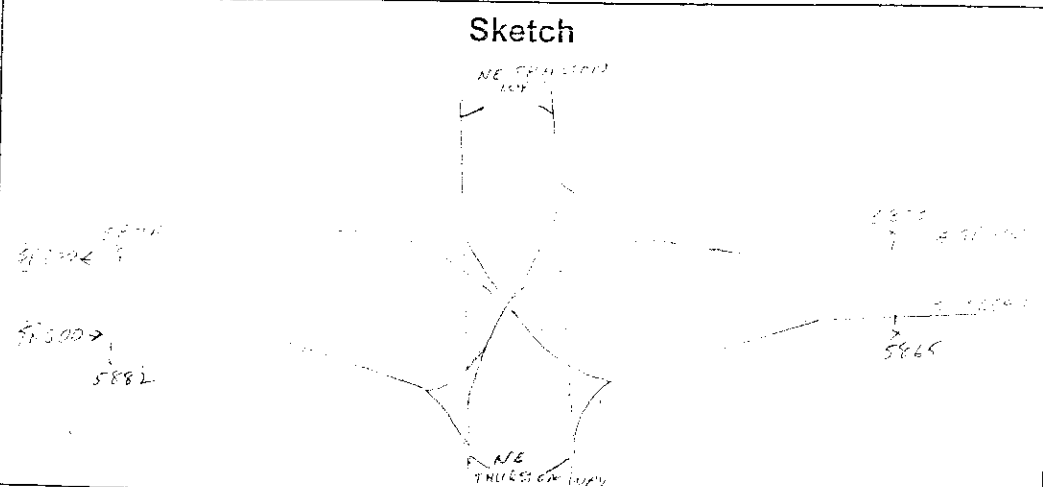
SR 500 RRT _____ MP 4.22

Leg 2 Direction SL OSID _____

Station Description - ON SR 500 at I-5 on-ramp

Date	Day	Time	Comments
3/13	3	1015	Manual A 13 B Counter A 13 B <i>SET UP AT 10:15</i>
3/15	3	0906	Manual A 50 B Counter A 50 B <i>CHK OK</i>
3/16	4	1304	Manual A 52 B Counter A 52 B <i>CHK OK</i>
3/17	5	0737	Manual A 60 B Counter A 57 B <i>SP-3</i>
3/18	2	0729	Manual A 1 B Counter A 1 B <i>CHK OK</i>

Sketch



[Signature]
Field Person

TRIP SYSTEM
15 MINUTE TRAFFIC COUNT SUMMARY

SR 500 MP 004.22 OFF SYSTEM ID. LEG 2 DIRECTION OF TRAFFIC WESTBOUND LANE ALL OF

COUNT IDENTIFIER HPMS COUNTER NUMBER 005870 DESCRIPTION: ON SR 500 E/O NE THURSTON WAY I/C

03/14/05	MONDAY												AM TOTAL	PM TOTAL	DAILY TOTAL												
	1	2	3	4	5	6	7	8	9	10	11	12															
00-15	12	1	2	3	4	5	6	7	8	9	10	11	12	460	470	504	484	524	561	597	556	462	361	241	206	149	74
15-30	1	2	3	4	5	6	7	8	9	10	11	12	460	470	504	484	524	561	597	556	462	361	241	206	149	74	
30-45	1	2	3	4	5	6	7	8	9	10	11	12	460	470	504	484	524	561	597	556	462	361	241	206	149	74	
45-00	1	2	3	4	5	6	7	8	9	10	11	12	460	470	504	484	524	561	597	556	462	361	241	206	149	74	
TOT	12	1	2	3	4	5	6	7	8	9	10	11	12	460	470	504	484	524	561	597	556	462	361	241	206	149	74
														AM PEAK HOUR 1100 TO 1200 VOLUME 1922	PM PEAK HOUR 0445 TO 0545 VOLUME 2451	AM TOTAL 2382	PM TOTAL 19976										

03/15/05	TUESDAY												AM TOTAL	PM TOTAL	DAILY TOTAL																							
	1	2	3	4	5	6	7	8	9	10	11	12																										
00-15	12	1	2	3	4	5	6	7	8	9	10	11	12	261	137	141	126	184	568	1526	2279	2576	2057	1806	1884	2019	2130	2170	2157	2339	2565	2296	1733	1104	910	659	463	34090
15-30	1	2	3	4	5	6	7	8	9	10	11	12	261	137	141	126	184	568	1526	2279	2576	2057	1806	1884	2019	2130	2170	2157	2339	2565	2296	1733	1104	910	659	463	34090	
30-45	1	2	3	4	5	6	7	8	9	10	11	12	261	137	141	126	184	568	1526	2279	2576	2057	1806	1884	2019	2130	2170	2157	2339	2565	2296	1733	1104	910	659	463	34090	
45-00	1	2	3	4	5	6	7	8	9	10	11	12	261	137	141	126	184	568	1526	2279	2576	2057	1806	1884	2019	2130	2170	2157	2339	2565	2296	1733	1104	910	659	463	34090	
TOT	12	1	2	3	4	5	6	7	8	9	10	11	12	261	137	141	126	184	568	1526	2279	2576	2057	1806	1884	2019	2130	2170	2157	2339	2565	2296	1733	1104	910	659	463	34090
														AM PEAK HOUR 0730 TO 0830 VOLUME 2663	PM PEAK HOUR 0500 TO 0600 VOLUME 2565	AM TOTAL 13545	PM TOTAL 20545																					

03/16/05	WEDNESDAY												AM TOTAL	PM TOTAL	DAILY TOTAL																							
	1	2	3	4	5	6	7	8	9	10	11	12																										
00-15	12	1	2	3	4	5	6	7	8	9	10	11	12	262	164	142	102	197	580	1442	2260	2534	2024	1843	1914	2221	2079	2095	2170	2250	2389	2177	1772	1132	925	647	446	33767
15-30	1	2	3	4	5	6	7	8	9	10	11	12	262	164	142	102	197	580	1442	2260	2534	2024	1843	1914	2221	2079	2095	2170	2250	2389	2177	1772	1132	925	647	446	33767	
30-45	1	2	3	4	5	6	7	8	9	10	11	12	262	164	142	102	197	580	1442	2260	2534	2024	1843	1914	2221	2079	2095	2170	2250	2389	2177	1772	1132	925	647	446	33767	
45-00	1	2	3	4	5	6	7	8	9	10	11	12	262	164	142	102	197	580	1442	2260	2534	2024	1843	1914	2221	2079	2095	2170	2250	2389	2177	1772	1132	925	647	446	33767	
TOT	12	1	2	3	4	5	6	7	8	9	10	11	12	262	164	142	102	197	580	1442	2260	2534	2024	1843	1914	2221	2079	2095	2170	2250	2389	2177	1772	1132	925	647	446	33767
														AM PEAK HOUR 0730 TO 0830 VOLUME 2608	PM PEAK HOUR 0500 TO 0600 VOLUME 2389	AM TOTAL 13464	PM TOTAL 20303																					

SR 500 MP 004.22 OFF SYSTEM ID. LEG 2 DIRECTION OF TRAFFIC WESTBOUND LANE ALL OF

COUNT IDENTIFIER HPMS COUNTER NUMBER 005870 DESCRIPTION: ON SR 500 E/O NE THURSTON WAY I/C

03/17/05 THURSDAY	AM HOURS												PM HOURS					DAILY TOTAL								
	1	2	3	4	5	6	7	8	9	10	11	12	1	2	3	4	5	6	7	8	9	10	11	12		
00-15	12	1	2	3	4	5	6	7	8	9	10	11	12	1	2	3	4	5	6	7	8	9	10	11	12	10650
15-30	80	35	22	24	36	97	298	516	792	590	507															
30-45	63	39	41	40	48	110	362	560	875	535	75															
45-00	75	36	29	14	43	144	382	535	676	436																
HOUR	52	34	37	30	51	223	419	621	569	499																
TOT	270	144	129	108	178	574	1461	2232	2912	2060	582														10650	

AM PEAK HOUR 0745 TO 0845 VOLUME 2964 AM TOTAL 10650
 PM PEAK HOUR 0000 TO 0000 VOLUME 0 PM TOTAL 0

03/18/05 FRIDAY	AM HOURS												PM HOURS					DAILY TOTAL								
	1	2	3	4	5	6	7	8	9	10	11	12	1	2	3	4	5	6	7	8	9	10	11	12		
00-15	12	1	2	3	4	5	6	7	8	9	10	11	12	1	2	3	4	5	6	7	8	9	10	11	12	71
15-30	1																									
30-45																										
45-00																										
HOUR																										
TOT																										71

03/14/05 THRU 03/18/05
 TOTAL HOURS FOR COUNT 71

2 DAYS
 AVG WEEKDAY VOL 33929 X SEASONAL ADJ. FACTOR 0.9900 = 33590 X AXLE CORR FACTOR 0.9663 = ESTIMATED AVG DAILY TRAFFIC 32458

FACTOR GROUP GR-02

FACTOR GROUP CB-20

SR 500 MP 004.22 OFF SYSTEM ID. LEG 2 DIRECTION OF TRAFFIC EASTBOUND LANE ALL OF

COUNT IDENTIFIER HPMS COUNTER NUMBER 005865 DESCRIPTION: ON SR 500 E/O NE THURSTON WAY I/C

03/14/05 MONDAY	AM HOURS												PM HOURS												DAILY TOTAL
	1	2	3	4	5	6	7	8	9	10	11	12	1	2	3	4	5	6	7	8	9	10	11	12	
12	1	2	3	4	5	6	7	8	9	10	11	12	1	2	3	4	5	6	7	8	9	10	11	12	1850
AM PEAK HOUR 1100 TO 1200 VOLUME 1850												PM PEAK HOUR 0445 TO 0545 VOLUME 3014												2686	
AM PEAK HOUR 0445 TO 0545 VOLUME 3014												AM TOTAL 22680												25366	

03/15/05 TUESDAY	AM HOURS												PM HOURS												DAILY TOTAL
	1	2	3	4	5	6	7	8	9	10	11	12	1	2	3	4	5	6	7	8	9	10	11	12	
12	1	2	3	4	5	6	7	8	9	10	11	12	1	2	3	4	5	6	7	8	9	10	11	12	1829
AM PEAK HOUR 1100 TO 1200 VOLUME 1829												PM PEAK HOUR 0430 TO 0530 VOLUME 3055												10592	
AM PEAK HOUR 0430 TO 0530 VOLUME 3055												AM TOTAL 23247												33839	

03/16/05 WEDNESDAY	AM HOURS												PM HOURS												DAILY TOTAL
	1	2	3	4	5	6	7	8	9	10	11	12	1	2	3	4	5	6	7	8	9	10	11	12	
12	1	2	3	4	5	6	7	8	9	10	11	12	1	2	3	4	5	6	7	8	9	10	11	12	1818
AM PEAK HOUR 1100 TO 1200 VOLUME 1818												PM PEAK HOUR 0445 TO 0545 VOLUME 2986												10407	
AM PEAK HOUR 0445 TO 0545 VOLUME 2986												AM TOTAL 22870												33277	

DOT-RNB515A-B

STATE OF WASHINGTON - DEPARTMENT OF TRANSPORTATION

TRIP SYSTEM 15 MINUTE TRAFFIC COUNT SUMMARY

DATE 03/23/05
TIME 05:51:09
PAGE 10

SR 500 MP 004.22 OFF SYSTEM ID. LEG 2 DIRECTION OF TRAFFIC EASTBOUND LANE ALL OF

COUNT IDENTIFIER HPMS COUNTER NUMBER 005865 DESCRIPTION: ON SR 500 E/O NE THURSTON WAY I/C

03/17/05 THURSDAY	AM HOURS												PM HOURS												DAILY TOTAL
	1	2	3	4	5	6	7	8	9	10	11	12	1	2	3	4	5	6	7	8	9	10	11	12	
12	1	2	3	4	5	6	7	8	9	10	11	12	1	2	3	4	5	6	7	8	9	10	11	12	3074
88	49	34	39	24	56	160	401	378	312	341	412	495	485	560	565	681	678	589	521	458	345	244	148		
15-30	104	48	44	30	36	58	203	351	362	349	319	455	499	535	576	650	712	873	597	458	368	401	237	161	
30-45	61	52	29	34	38	116	302	412	378	362	351	487	476	535	576	685	685	710	563	407	350	324	206	99	
45-00	64	27	42	40	71	152	385	495	419	373	409	480	515	552	628	661	715	663	600	393	384	287	156	139	
TOT	317	176	149	143	169	382	1050	1659	1537	1396	1420	1834	1985	2107	2340	2561	2793	2924	2349	1779	1560	1357	843	547	33377

AM PEAK HOUR 1100 TO 1200 VOLUME 1834 AM TOTAL 10232
PM PEAK HOUR 0445 TO 0545 VOLUME 2976 PM TOTAL 23145

03/18/05 FRIDAY	AM HOURS												PM HOURS												DAILY TOTAL
	1	2	3	4	5	6	7	8	9	10	11	12	1	2	3	4	5	6	7	8	9	10	11	12	
12	1	2	3	4	5	6	7	8	9	10	11	12	1	2	3	4	5	6	7	8	9	10	11	12	3074
60	74	52	42	32	58	151	339																		
15-30	134	70	40	30	36	66	188	324																	
30-45	86	67	39	39	36	91	262																		
45-00	66	43	50	36	60	146	357																		
TOT	346	254	181	147	164	361	958	663																	

AM PEAK HOUR 0630 TO 0730 VOLUME 1282 AM TOTAL 3074
PM PEAK HOUR 0000 TO 0000 VOLUME 0 PM TOTAL 0

03/14/05 THRU 03/18/05 TOTAL HOURS FOR COUNT 91
3 DAYS AVG WEEKDAY VOL 33498 X SEASONAL ADJ. FACTOR 0.9900 = 33163 X AXLE CORR FACTOR 0.9663 = ESTIMATED AVG DAILY TRAFFIC 32045

FACTOR GROUP GR-02

FACTOR GROUP CB-20

SR 500 MP 004.22 OFF SYSTEM ID. LEG 2 DIRECTION OF TRAFFIC BOTH WAYS LANE ALL OF

COUNT IDENTIFIER HPMS COUNTER NUMBER 005865 DESCRIPTION: ON SR 500 E/O NE THURSTON WAY I/C

03/17/05 THURSDAY	AM HOURS	PM HOURS	DAILY TOTAL
12	1	2	3
1	2	3	4
2	3	4	5
3	4	5	6
4	5	6	7
5	6	7	8
6	7	8	9
7	8	9	10
8	9	10	11
9	10	11	12
10	11	12	TOTAL
11	12		
12			
TOT	587	320	278
	251	347	956
	2511	3891	4449
	3456	2002	19048

AM PEAK HOUR 0745 TO 0845 VOLUME 4577
PM PEAK HOUR 0000 TO 0000 VOLUME 0

AM TOTAL 19048
PM TOTAL 0

03/18/05 FRIDAY	AM HOURS	PM HOURS	DAILY TOTAL
12	1	2	3
1	2	3	4
2	3	4	5
3	4	5	6
4	5	6	7
5	6	7	8
6	7	8	9
7	8	9	10
8	9	10	11
9	10	11	12
10	11	12	TOTAL
11	12		
12			
TOT	587	320	278
	251	347	956
	2511	3891	4449
	3456	2002	19048

AM PEAK HOUR 0000 TO 0000 VOLUME 0
PM PEAK HOUR 0000 TO 0000 VOLUME 0

AM TOTAL 151
PM TOTAL 0

03/14/05 THRU 03/18/05
TOTAL HOURS FOR COUNT 71

2 DAYS
 AVG WEEKDAY VOL 67487 X SEASONAL ADJ. FACTOR 0.9900 = 66812 X AXLE CORR FACTOR 0.9663 = ESTIMATED AVG DAILY TRAFFIC 64560
 FACTOR GROUP GR-02
 FACTOR GROUP CB-20
 PEAK HOUR PERCENTAGES: K = 8.25 D = 54.24
 PEAK HOUR LOCATION : VOLUME = 5570 DATE: 03/15/05 TIME: 04:45 PM

NOTE: SIMULTANEOUS PASSING



Diamond Traffic Counter

Interval 60 Min. 15 Min.

Raw Collect Axle
 Binned (CL/SP) Speed X Axle
 Count (Vol) Speed

Enabled Lane No. 1 2 9 10

Direction Channel 1 _____
 Direction Channel 2 _____
 Direction Channel 9 _____
 Direction Channel 10 _____

DATA FILE No. _____

Counter No. _____ Count ID _____


SR 973 RRT _____ MP _____

Leg _____ Direction _____ OSID _____

Station Description - ON _____

Date	Day	Time	Comments
1/21	Tu	7:56	Manual A B Counter A B
1/22	W	7:01	Manual A B Counter A B
1/23	Th	7:57	Manual A B Counter A B
1/24	F	7:57	Manual A B Counter A B
1/25	Sa	7:56	Manual A B Counter A B

Sketch





Diamond Traffic Counter

Interval 60 Min. 15 Min.

Raw Collect Axle
 Binned (CL/SP) Speed X Axle
 Count (Vol) Speed

Enabled Lane No. 1 2 9 10

Direction Channel 1 83

Direction Channel 2 _____

Direction Channel 9 _____

Direction Channel 10 _____

DATA FILE No. 7061

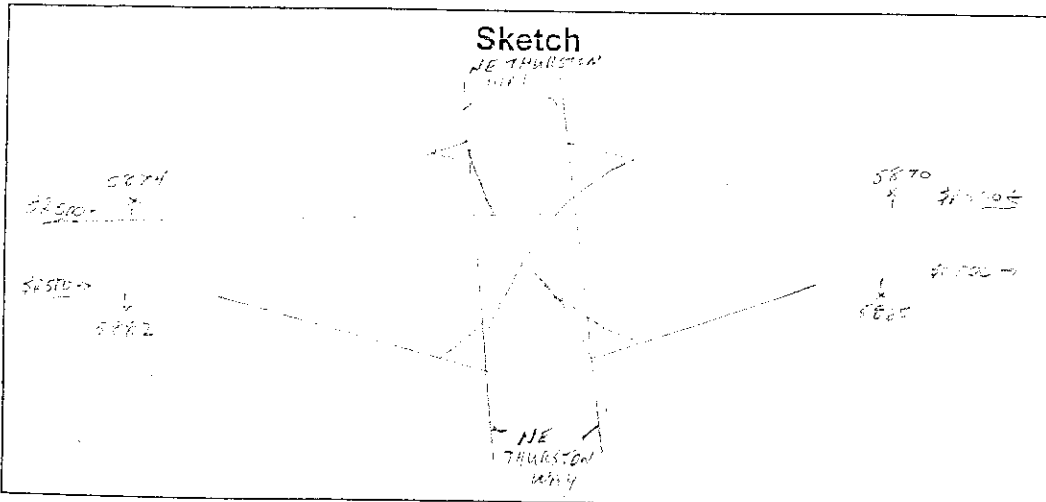
Counter No. 5882-12 ¹² Count ID HPV3

SR 500 RRT _____ MP 3.50

Leg _____ Direction E OSID _____

Station Description - ON SR 500 W of I-5, Thurston Hwy I-5

Date	Day	Time	Comments
3/14/05	2	0958	Manual A 15 B
			Counter A 15 B
3/15	3	0755	Manual A 52 B
			Counter A 52 B
3/16	4	153	Manual A 50 B
			Counter A 50 B
3/17	5	0718	Manual A 51 B
			Counter A 50 B
3/18	6	0718	Manual A B
			Counter A B



SR 500 MP 003.50 OFF SYSTEM ID. LEG 1 DIRECTION OF TRAFFIC WESTBOUND LANE ALL OF

COUNT IDENTIFIER HPMS COUNTER NUMBER 005874 DESCRIPTION: ON SR 500 W/O NE THURSTON WAY I/C

03/14/05	MONDAY												DAILY	
	AM HOURS													
00-15	12	1	2	3	4	5	6	7	8	9	10	11	12	TOTAL
15-30	1	2	3	4	5	6	7	8	9	10	11	12		
30-45														
45-00														
HOUR														
TOT	12	1	2	3	4	5	6	7	8	9	10	11	12	1452
														1938
														1452
														16342

03/15/05	TUESDAY												DAILY	
	AM HOURS													
00-15	12	1	2	3	4	5	6	7	8	9	10	11	12	TOTAL
15-30	1	2	3	4	5	6	7	8	9	10	11	12		
30-45														
45-00														
HOUR														
TOT	211	122	123	111	166	553	1431	2056	2076	1612	1402	1480	1558	1770
														1770
														1912
														2035
														1770
														1912
														2035
														1768
														1418
														962
														887
														581
														394
														28192

03/16/05	WEDNESDAY												DAILY	
	AM HOURS													
00-15	12	1	2	3	4	5	6	7	8	9	10	11	12	TOTAL
15-30	1	2	3	4	5	6	7	8	9	10	11	12		
30-45														
45-00														
HOUR														
TOT	221	139	120	98	187	552	1369	2008	2024	1639	1408	1437	1698	1651
														1766
														1845
														1873
														1878
														1686
														1376
														992
														863
														576
														382
														27788

AM PEAK HOUR 0730 TO 0830 VOLUME 2222
 PM PEAK HOUR 0415 TO 0515 VOLUME 1900

SR 500 MP 003.50 OFF SYSTEM ID. LEG 1 DIRECTION OF TRAFFIC WESTBOUND LANE ALL OF

COUNT IDENTIFIER HPMS COUNTER NUMBER 005874 DESCRIPTION: ON SR 500 W/O NE THURSTON WAY I/C

03/17/05 THURSDAY	AM HOURS												PM HOURS												DAILY TOTAL
	1	2	3	4	5	6	7	8	9	10	11	12	1	2	3	4	5	6	7	8	9	10	11	12	
12	1	2	3	4	5	6	7	8	9	10	11	12	1	2	3	4	5	6	7	8	9	10	11	12	28539
TOT	223	135	113	105	159	549	1411	1989	2438	1684	1366	1494	1481	1684	1682	1887	1918	1937	1753	1460	1057	908	682	424	

AM PEAK HOUR 0745 TO 0845 VOLUME 2494
PM PEAK HOUR 0315 TO 0415 VOLUME 2004

AM TOTAL 11666
PM TOTAL 16873

03/18/05 FRIDAY	AM HOURS												PM HOURS												DAILY TOTAL
	1	2	3	4	5	6	7	8	9	10	11	12	1	2	3	4	5	6	7	8	9	10	11	12	
12	1	2	3	4	5	6	7	8	9	10	11	12	1	2	3	4	5	6	7	8	9	10	11	12	4070
TOT	288	161	179	140	162	490	1272	1378																	

AM PEAK HOUR 0645 TO 0745 VOLUME 1750
PM PEAK HOUR 0000 TO 0000 VOLUME 0

AM TOTAL 4070
PM TOTAL 0

03/14/05 THRU 03/18/05
TOTAL HOURS FOR COUNT 91

3 DAYS FACTOR GROUP GR-02
AVG WEEKDAY VOL 28173 X SEASONAL ADJ. FACTOR 0.9900 = 27891 X AXLE CORR FACTOR 0.9663 = ESTIMATED AVG DAILY TRAFFIC 26951

SR 500 MP 003.50 OFF SYSTEM ID. LEG 1 DIRECTION OF TRAFFIC EASTBOUND LANE ALL OF

COUNT IDENTIFIER HPMS COUNTER NUMBER 005882 DESCRIPTION: ON SR 500 W/O NE THURSTON WAY I/C

03/14/05 MONDAY	AM HOURS												PM HOURS												DAILY TOTAL	
	1	2	3	4	5	6	7	8	9	10	11	12	1	2	3	4	5	6	7	8	9	10	11	12		
12	1	2	3	4	5	6	7	8	9	10	11	12	1	2	3	4	5	6	7	8	9	10	11	12	1659	
1	2	3	4	5	6	7	8	9	10	11	12	1	2	3	4	5	6	7	8	9	10	11	12	2453		
																									AM PEAK HOUR 1100 TO 1200 VOLUME 1659	
																									PM PEAK HOUR 0415 TO 0515 VOLUME 2453	
TOT	12	1	2	3	4	5	6	7	8	9	10	11	12	1	2	3	4	5	6	7	8	9	10	11	12	AM TOTAL 3119
																										PM TOTAL 18319

03/15/05 TUESDAY	AM HOURS												PM HOURS												DAILY TOTAL
	1	2	3	4	5	6	7	8	9	10	11	12	1	2	3	4	5	6	7	8	9	10	11	12	
12	1	2	3	4	5	6	7	8	9	10	11	12	1	2	3	4	5	6	7	8	9	10	11	12	1677
1	2	3	4	5	6	7	8	9	10	11	12	1	2	3	4	5	6	7	8	9	10	11	12	2442	
																									AM PEAK HOUR 0730 TO 0830 VOLUME 1677
																									PM PEAK HOUR 0415 TO 0515 VOLUME 2442
TOT	235	167	129	120	141	402	1074	1624	1567	1401	1398	1651	1732	1755	1951	2312	2421	2381	1903	1365	1080	912	605	365	
																									AM TOTAL 9909
																									PM TOTAL 18782

03/16/05 WEDNESDAY	AM HOURS												PM HOURS												DAILY TOTAL
	1	2	3	4	5	6	7	8	9	10	11	12	1	2	3	4	5	6	7	8	9	10	11	12	
12	1	2	3	4	5	6	7	8	9	10	11	12	1	2	3	4	5	6	7	8	9	10	11	12	1666
1	2	3	4	5	6	7	8	9	10	11	12	1	2	3	4	5	6	7	8	9	10	11	12	2448	
																									AM PEAK HOUR 1100 TO 1200 VOLUME 1666
																									PM PEAK HOUR 0430 TO 0530 VOLUME 2448
TOT	275	165	121	111	141	391	1048	1557	1469	1331	1421	1666	1759	1745	1888	2218	2324	2376	1812	1375	1111	895	551	395	
																									AM TOTAL 9696
																									PM TOTAL 18449

SR 500 MP 003.50 OFF SYSTEM ID. LEG 1 DIRECTION OF TRAFFIC EASTBOUND LANE ALL OF
 COUNT IDENTIFIER HPMS COUNTER NUMBER 005882 DESCRIPTION: ON SR 500 W/O NE THURSTON WAY I/C

03/17/05 THURSDAY	AM HOURS												PM HOURS					DAILY TOTAL							
	1	2	3	4	5	6	7	8	9	10	11	12	1	2	3	4	5		6	7	8	9	10	11	12
12	1	2	3	4	5	6	7	8	9	10	11	12	1	2	3	4	5	6	7	8	9	10	11	12	28278
TOT	275	154	143	142	161	396	1076	1530	1381	1340	1334	1601	1734	1794	1849	2235	2370	2364	1892	1328	1122	985	646	426	9533
									AM PEAK HOUR	1100 TO 1200	VOLUME	1601										AM TOTAL	2663		
									PM PEAK HOUR	0430 TO 0530	VOLUME	2450										PM TOTAL	0		

03/18/05 FRIDAY	AM HOURS												PM HOURS					DAILY TOTAL							
	1	2	3	4	5	6	7	8	9	10	11	12	1	2	3	4	5		6	7	8	9	10	11	12
12	1	2	3	4	5	6	7	8	9	10	11	12	1	2	3	4	5	6	7	8	9	10	11	12	2663
TOT	338	226	188	129	165	352	969	296																	2663
									AM PEAK HOUR	0615 TO 0715	VOLUME	1119													
									PM PEAK HOUR	0000 TO 0000	VOLUME	0													

03/14/05 THRU 03/18/05 TOTAL HOURS FOR COUNT 91
 3 DAYS
 AVG WEEKDAY VOL 28371 X SEASONAL ADJ. FACTOR 0.9900 = 28087 X AXLE CORR FACTOR 0.9663 = ESTIMATED AVG DAILY TRAFFIC 27140
 FACTOR GROUP GR-02
 FACTOR GROUP CB-20

SR 500 MP 003.50 OFF SYSTEM ID. LEG 1 DIRECTION OF TRAFFIC BOTH WAYS LANE ALL OF

COUNT IDENTIFIER HPMS COUNTER NUMBER 005882 DESCRIPTION: ON SR 500 W/O NE THURSTON WAY I/C

03/14/05 MONDAY		AM HOURS												PM HOURS												DAILY TOTAL	
12	1	2	3	4	5	6	7	8	9	10	11	12	1	2	3	4	5	6	7	8	9	10	11	12	TOT	TOT	
12	1	2	3	4	5	6	7	8	9	10	11	12	1	2	3	4	5	6	7	8	9	10	11	12	446	289	
AM PEAK HOUR 1100 TO 1200 VOLUME 3111												PM PEAK HOUR 0415 TO 0515 VOLUME 4391												AM TOTAL 3111			
PM PEAK HOUR 0415 TO 0515 VOLUME 4391												AM PEAK HOUR 0730 TO 0830 VOLUME 3111												PM TOTAL 34661			

03/15/05 TUESDAY		AM HOURS												PM HOURS												DAILY TOTAL	
12	1	2	3	4	5	6	7	8	9	10	11	12	1	2	3	4	5	6	7	8	9	10	11	12	TOT	TOT	
12	1	2	3	4	5	6	7	8	9	10	11	12	1	2	3	4	5	6	7	8	9	10	11	12	446	289	
AM PEAK HOUR 0730 TO 0830 VOLUME 3927												PM PEAK HOUR 0445 TO 0545 VOLUME 4465												AM TOTAL 21252			
PM PEAK HOUR 0445 TO 0545 VOLUME 4465												AM PEAK HOUR 0730 TO 0830 VOLUME 3927												PM TOTAL 35631			

03/16/05 WEDNESDAY		AM HOURS												PM HOURS												DAILY TOTAL	
12	1	2	3	4	5	6	7	8	9	10	11	12	1	2	3	4	5	6	7	8	9	10	11	12	TOT	TOT	
12	1	2	3	4	5	6	7	8	9	10	11	12	1	2	3	4	5	6	7	8	9	10	11	12	496	304	
AM PEAK HOUR 0730 TO 0830 VOLUME 3819												PM PEAK HOUR 0430 TO 0530 VOLUME 4329												AM TOTAL 20898			
PM PEAK HOUR 0430 TO 0530 VOLUME 4329												AM PEAK HOUR 0730 TO 0830 VOLUME 3819												PM TOTAL 35035			

SR 500 MP 003.50 OFF SYSTEM ID. LEG 1 DIRECTION OF TRAFFIC BOTH WAYS LANE ALL OF
 COUNT IDENTIFIER HRMS COUNTER NUMBER 005882 DESCRIPTION: ON SR 500 W/O NE THURSTON WAY I/C

03/17/05 THURSDAY	AM HOURS												PM HOURS												DAILY TOTAL
	1	2	3	4	5	6	7	8	9	10	11	12	1	2	3	4	5	6	7	8	9	10	11	12	
12	1	2	3	4	5	6	7	8	9	10	11	12	1	2	3	4	5	6	7	8	9	10	11	12	56817
498	289	256	247	320	945	2487	3519	3819	3024	2700	3095	3215	3478	3531	4122	4288	4301	3645	2788	2179	1893	1328	850	21199	
AM PEAK HOUR 0745 TO 0845 VOLUME 3959													AM TOTAL 21199												
PM PEAK HOUR 0345 TO 0445 VOLUME 4356													PM TOTAL 35618												

03/18/05 FRIDAY	AM HOURS												PM HOURS												DAILY TOTAL
	1	2	3	4	5	6	7	8	9	10	11	12	1	2	3	4	5	6	7	8	9	10	11	12	
12	1	2	3	4	5	6	7	8	9	10	11	12	1	2	3	4	5	6	7	8	9	10	11	12	5820
626	387	367	269	327	842	2241	761																		5820
AM PEAK HOUR 0615 TO 0715 VOLUME 2582													AM TOTAL 5820												
PM PEAK HOUR 0000 TO 0000 VOLUME 0													PM TOTAL 0												

03/14/05 THRU 03/18/05 TOTAL HOURS FOR COUNT 91
 3 DAYS AVG WEEKDAY VOL 56544 X SEASONAL ADJ. FACTOR 0.9900 = 55979 X AXLE CORR FACTOR 0.9663 = ESTIMATED AVG DAILY TRAFFIC 54093
 PEAK HOUR PERCENTAGES: K = 7.90 D = 54.60
 PEAK HOUR LOCATION : VOLUME = 4465 DATE: 03/15/05 TIME: 04:45 PM