

STATE OF WASHINGTON - DEPARTMENT OF TRANSPORTATION
 TRIP SYSTEM
 SHORT DURATION CLASSIFICATION 4-WAY

DATE: 09/12/2008
 TIME: 11:29:02
 PAGE: 2

SR 500 MP 005.98 OFF SYS ID COUNTER NUM 07841 COUNT ID HPMS
 DATE 08/26/2008 DAY OF WEEK 3 TIME PERIOD HOUR 14:00 - 15:00
 LOCATION SR 500 N/O NE 4TH PLAIN RD 04

HOURLY VOLUMES

| MOVEMENT | CARS AND PICKUPS | BUS | MED | HVY | 4+ | -DOUBLE UNITS- 4- | 5 | 6+ | -TRIPLE UNITS- 5- | 6 | 7+ | TOTAL TRUCK | PERCENT TRUCK | PERCENT TURNS | TOTAL |
|-------------------------------|------------------|------|------|------|------|----------------------|------|------|----------------------|---|------|-------------|---------------|---------------|-------|
| NORTH APPROACH THIS LEG NORTH | 1036 | | 28 | 12 | | 7 | 2 | 4 | | | | 53 | 4.87 | 100.00 | 1089 |
| NORTH TO SOUTH | | | | | | | | | | | | | | | |
| NORTH TO EAST | | | | | | | | | | | | | | | |
| NORTH TO WEST | | | | | | | | | | | | | | | |
| SOUTH APPROACH | 1167 | 1 | 39 | 8 | 1 | 14 | 2 | 7 | | | 1 | 73 | 5.89 | 100.00 | 1240 |
| SOUTH TO NORTH | | | | | | | | | | | | | | | |
| THIS LEG SOUTH | | | | | | | | | | | | | | | |
| SOUTH TO EAST | | | | | | | | | | | | | | | |
| SOUTH TO WEST | | | | | | | | | | | | | | | |
| EAST APPROACH | | | | | | | | | | | | | | | |
| EAST TO NORTH | | | | | | | | | | | | | | | |
| EAST TO SOUTH | | | | | | | | | | | | | | | |
| THIS LEG EAST | | | | | | | | | | | | | | | |
| EAST TO WEST | | | | | | | | | | | | | | | |
| WEST APPROACH | | | | | | | | | | | | | | | |
| WEST TO NORTH | | | | | | | | | | | | | | | |
| WEST TO SOUTH | | | | | | | | | | | | | | | |
| WEST TO EAST | | | | | | | | | | | | | | | |
| THIS LEG WEST | | | | | | | | | | | | | | | |
| NORTH TOTAL PERCENTAGE | 2203 | 1 | 67 | 20 | 1 | 21 | 4 | 11 | | | 1 | 126 | | 47/53 | 2329 |
| SOUTH TOTAL PERCENTAGE | 94.59 | 0.04 | 2.88 | 0.86 | 0.04 | 0.90 | 0.17 | 0.47 | | | 0.04 | 5.41 | | | |
| EAST TOTAL PERCENTAGE | 2203 | 1 | 67 | 20 | 1 | 21 | 4 | 11 | | | 1 | 126 | | 53/47 | 2329 |
| WEST TOTAL PERCENTAGE | 94.59 | 0.04 | 2.88 | 0.86 | 0.04 | 0.90 | 0.17 | 0.47 | | | 0.04 | 5.41 | | | |

PCT SPLIT
 OUT/IN 2329

4658

STATE OF WASHINGTON - DEPARTMENT OF TRANSPORTATION
 TRIP SYSTEM
 SHORT DURATION CLASSIFICATION 4-WAY

DATE: 09/12/2008
 TIME: 11:29:02
 PAGE: 3

SR 500 MP 005.98 OFF SYS ID COUNTER NUM 07841 COUNT ID HPWS
 DATE 08/26/2008 DAY OF WEEK 3 TIME PERIOD HOUR 15:00 - 16:00
 LOCATION SR 500 N/O NE 4TH PLAIN RD 04

HOURLY VOLUMES

| MOVEMENT | CARS AND PICKUPS | -----SINGLE UNITS----- | | | | -DOUBLE UNITS- | | | -TRIPLE UNITS- | | | TOTAL TRUCK | PERCENT TRUCK | PERCENT TURNS | TOTAL |
|--|------------------|------------------------|-----|-----|----|----------------|------|------|----------------|---|----|-------------|---------------|---------------|-------|
| | | BUS | MED | HVY | 4+ | 4- | 5 | 6+ | 5- | 6 | 7+ | | | | |
| NORTH APPROACH THIS LEG NORTH NORTH TO SOUTH NORTH TO EAST NORTH TO WEST | 1000 | | 26 | 5 | 1 | 10 | 2 | 5 | | | | 49 | 4.67 | 100.00 | 1049 |
| SOUTH APPROACH SOUTH TO NORTH THIS LEG SOUTH SOUTH TO EAST SOUTH TO WEST | 1360 | 1 | 37 | 5 | 2 | 13 | 5 | 5 | | | | 68 | 4.76 | 100.00 | 1428 |
| EAST APPROACH EAST TO NORTH EAST TO SOUTH THIS LEG EAST EAST TO WEST | | | | | | | | | | | | | | | |
| WEST APPROACH WEST TO NORTH WEST TO SOUTH WEST TO EAST THIS LEG WEST | | | | | | | | | | | | | | | |
| NORTH TOTAL PERCENTAGE | 2360 | 1 | 63 | 10 | 3 | 23 | 7 | 10 | | | | 117 | | 42/58 | 2477 |
| SOUTH TOTAL PERCENTAGE | 2360 | 1 | 63 | 10 | 3 | 23 | 7 | 10 | | | | 117 | | 58/42 | 2477 |
| EAST TOTAL PERCENTAGE | 95.28 | | | | | 0.93 | 0.28 | 0.40 | | | | 4.72 | | | |
| WEST TOTAL PERCENTAGE | 95.28 | | | | | 0.93 | 0.28 | 0.40 | | | | 4.72 | | | |

PCT SPLIT
 OUT/IN
 2477

4954

STATE OF WASHINGTON - DEPARTMENT OF TRANSPORTATION
 T R I P S S Y S T E M
 SHORT DURATION CLASSIFICATION 4-WAY

DATE: 09/12/2008
 TIME: 11:29:02
 PAGE: 4

SR 500 MP 005.98 OFF SYS ID COUNTER NUM 07841 COUNT ID HPMS
 DATE 08/26/2008 DAY OF WEEK 3 TIME PERIOD HOUR 16:00 - 17:00
 LOCATION SR 500 N/O NE 4TH PLAIN RD 04

| MOVEMENT | CARS AND PICKUPS | -----SINGLE UNITS----- | | | | | | | TOTAL TRUCK | PERCENT TRUCK | PERCENT TURNS | TOTAL | | |
|-------------------------------|------------------|------------------------|------|------|----|----------------------|---|------|-------------|---------------|---------------|-------|----------------------|------|
| | | BUS | MED | HVY | 4+ | -DOUBLE UNITS- 4- | 5 | 6+ | | | | | -TRIPLE UNITS- 5- | 6 |
| NORTH APPROACH THIS LEG NORTH | 1034 | | 21 | 1 | | | | 6 | 2 | 2 | 32 | 3.00 | 100.00 | 1066 |
| NORTH TO SOUTH | | | | | | | | | | | | | | |
| NORTH TO EAST | | | | | | | | | | | | | | |
| NORTH TO WEST | | | | | | | | | | | | | | |
| SOUTH APPROACH SOUTH TO NORTH | 1449 | | 1 | 27 | 3 | | | 2 | 5 | 6 | 7 | 51 | 3.40 | 1500 |
| THIS LEG SOUTH | | | | | | | | | | | | | | |
| SOUTH TO EAST | | | | | | | | | | | | | | |
| SOUTH TO WEST | | | | | | | | | | | | | | |
| EAST APPROACH EAST TO NORTH | | | | | | | | | | | | | | |
| EAST TO SOUTH | | | | | | | | | | | | | | |
| THIS LEG EAST | | | | | | | | | | | | | | |
| EAST TO WEST | | | | | | | | | | | | | | |
| WEST APPROACH WEST TO NORTH | | | | | | | | | | | | | | |
| WEST TO SOUTH | | | | | | | | | | | | | | |
| WEST TO EAST | | | | | | | | | | | | | | |
| THIS LEG WEST | | | | | | | | | | | | | | |
| NORTH TOTAL PERCENTAGE | 2483 | 1 | 48 | 4 | | | | 2 | 11 | 8 | 9 | 83 | | 2566 |
| SOUTH TOTAL PERCENTAGE | 96.77 | 0.04 | 1.87 | 0.16 | | | | 0.08 | 0.43 | 0.31 | 0.35 | 3.23 | 42/58 | 2566 |
| EAST TOTAL PERCENTAGE | 2483 | 1 | 48 | 4 | | | | 2 | 11 | 8 | 9 | 83 | | 2566 |
| WEST TOTAL PERCENTAGE | 96.77 | 0.04 | 1.87 | 0.16 | | | | 0.08 | 0.43 | 0.31 | 0.35 | 3.23 | 58/42 | 2566 |

PCT SPLIT
 OUT/IN

2566
 5132

STATE OF WASHINGTON - DEPARTMENT OF TRANSPORTATION
 TRIP SYSTEM
 SHORT DURATION CLASSIFICATION 4-WAY

DATE: 09/12/2008
 TIME: 11:29:03
 PAGE: 5

SR 500 MP 005.98 OFF SYS ID COUNTER NUM 07841 COUNT ID HPMS
 DATE 08/26/2008 DAY OF WEEK 3 TIME PERIOD HOUR 17:00 - 18:00
 LOCATION SR 500 N/O NE 4TH PLAIN RD 04

HOURLY VOLUMES

| MOVEMENT | CARS AND PICKUPS | -----SINGLE UNITS----- | | | -DOUBLE UNITS- | | | -TRIPLE UNITS- | | | TOTAL TRUCK | PERCENT TRUCK | PERCENT TURNS | TOTAL |
|--|------------------|------------------------|-----|-----|----------------|----|---|----------------|----|---|-------------|---------------|---------------|-------|
| | | BUS | MED | HVY | 4+ | 4- | 5 | 6+ | 5- | 6 | | | | |
| NORTH APPROACH THIS LEG NORTH NORTH TO SOUTH NORTH TO EAST NORTH TO WEST | 1071 | | 17 | 1 | | 3 | | 1 | | | 22 | 2.01 | 100.00 | 1093 |
| SOUTH APPROACH SOUTH TO NORTH THIS LEG SOUTH SOUTH TO EAST SOUTH TO WEST | 1429 | | 1 | 17 | 1 | 8 | 4 | 5 | | | 36 | 2.46 | 100.00 | 1465 |
| EAST APPROACH EAST TO NORTH EAST TO SOUTH THIS LEG EAST EAST TO WEST | | | | | | | | | | | | | | |
| WEST APPROACH WEST TO NORTH WEST TO SOUTH WEST TO EAST THIS LEG WEST | | | | | | | | | | | | | | |

| | | | | | | | | | | | | | | |
|------------------------|-------|------|------|------|--|------|------|------|--|--|------|--|--|------|
| NORTH TOTAL PERCENTAGE | 2500 | 1 | 34 | 2 | | 11 | 4 | 6 | | | 58 | | | 2558 |
| SOUTH TOTAL PERCENTAGE | 97.73 | 0.04 | 1.33 | 0.08 | | 0.43 | 0.16 | 0.23 | | | 2.27 | | | 2558 |
| EAST TOTAL PERCENTAGE | 2500 | 1 | 34 | 2 | | 11 | 4 | 6 | | | 58 | | | 2558 |
| WEST TOTAL PERCENTAGE | 97.73 | 0.04 | 1.33 | 0.08 | | 0.43 | 0.16 | 0.23 | | | 2.27 | | | 2558 |

PCT SPLIT
 OUT/IN

5116

STATE OF WASHINGTON - DEPARTMENT OF TRANSPORTATION
 TRIP SYSTEM
 SHORT DURATION CLASSIFICATION 4-WAY

DATE: 09/12/2008
 TIME: 11:29:03
 PAGE: 6

SR 500 MP 005.98 OFF SYS ID COUNTER NUM 07841 COUNT ID HPMS
 DATE 08/26/2008 DAY OF WEEK 3 TIME PERIOD HOUR 16:30 - 17:30
 LOCATION SR 500 N/O NE 4TH PLAIN RD 04

NORTH LEG PEAK HOUR AND VOLUMES

| MOVEMENT | CARS AND PICKUPS | ---SINGLE UNITS--- | DOUBLE UNITS- | TRIPLE UNITS- | TOTAL TRUCK | PERCENT TRUCK | PERCENT TURNS | TOTAL |
|----------|------------------|--------------------|---------------|---------------|-------------|---------------|---------------|-------|
| | | BUS MED HVY 4+ | 4- 5 6+ | 5- 6 7+ | | | | |

| | | | | | | | | | | | |
|-------------------------------|------|--|----|--|---|---|---|----|------|--------|------|
| NORTH APPROACH THIS LEG NORTH | 1079 | | 17 | | 4 | 1 | 3 | 25 | 2.26 | 100.00 | 1104 |
| NORTH TO SOUTH | | | | | | | | | | | |
| NORTH TO EAST | | | | | | | | | | | |
| NORTH TO WEST | | | | | | | | | | | |

| | | | | | | | | | | | | | |
|-------------------------------|------|--|---|----|---|---|---|---|---|----|------|--------|------|
| SOUTH APPROACH SOUTH TO NORTH | 1489 | | 1 | 15 | 2 | 1 | 3 | 3 | 4 | 29 | 1.91 | 100.00 | 1518 |
| THIS LEG SOUTH | | | | | | | | | | | | | |
| SOUTH TO EAST | | | | | | | | | | | | | |
| SOUTH TO WEST | | | | | | | | | | | | | |

EAST APPROACH EAST TO NORTH
 EAST TO SOUTH
 THIS LEG EAST
 EAST TO WEST

WEST APPROACH WEST TO NORTH
 WEST TO SOUTH
 WEST TO EAST
 THIS LEG WEST

| | | | | | | | | | | | |
|-------------|-------|------|------|------|------|------|------|------|------|-------|------|
| NORTH TOTAL | 2568 | 1 | 32 | 2 | 1 | 7 | 4 | 7 | 54 | 42/58 | 2622 |
| PERCENTAGE | 97.94 | 0.04 | 1.22 | 0.08 | 0.04 | 0.27 | 0.15 | 0.27 | 2.06 | | |
| SOUTH TOTAL | 2568 | 1 | 32 | 2 | 1 | 7 | 4 | 7 | 54 | 58/42 | 2622 |
| PERCENTAGE | 97.94 | 0.04 | 1.22 | 0.08 | 0.04 | 0.27 | 0.15 | 0.27 | 2.06 | | |
| EAST TOTAL | | | | | | | | | | | |
| PERCENTAGE | | | | | | | | | | | |
| WEST TOTAL | | | | | | | | | | | |
| PERCENTAGE | | | | | | | | | | | |

PCT SPLIT
 OUT/IN

2622
 5244

STATE OF WASHINGTON - DEPARTMENT OF TRANSPORTATION
 T R I P S S Y S T E M
 SHORT DURATION CLASSIFICATION 4-WAY

DATE: 09/12/2008
 TIME: 11:29:03
 PAGE: 7

SR 500 MP 005.98 OFF SYS ID COUNTER NUM 07841 COUNT ID HPMS
 DATE 08/26/2008 DAY OF WEEK 3 TIME PERIOD HOUR 16:30 - 17:30
 LOCATION SR 500 N/O NE 4TH PLAIN RD 04

SOUTH LEG PEAK HOUR AND VOLUMES

| MOVEMENT | CARS AND PICKUPS | -----SINGLE UNITS----- | | | | -DOUBLE UNITS- | | | -TRIPLE UNITS- | | | TOTAL TRUCK | PERCENT TRUCK | PERCENT TURNS | TOTAL |
|-------------------------------|------------------|------------------------|-----|-----|----|----------------|---|----|----------------|---|----|-------------|---------------|---------------|-------|
| | | BUS | MED | HVY | 4+ | 4- | 5 | 6+ | 5- | 6 | 7+ | | | | |
| NORTH APPROACH THIS LEG NORTH | 1079 | | 17 | | | | | | | | | 25 | 2.26 | 100.00 | 1104 |
| NORTH TO SOUTH | | | | | | | | | | | | | | | |
| NORTH TO EAST | | | | | | | | | | | | | | | |
| NORTH TO WEST | | | | | | | | | | | | | | | |
| SOUTH APPROACH | 1489 | | 15 | | | | | | | | | 29 | 1.91 | 100.00 | 1518 |
| SOUTH TO NORTH | | | | | | | | | | | | | | | |
| THIS LEG SOUTH | | | | | | | | | | | | | | | |
| SOUTH TO EAST | | | | | | | | | | | | | | | |
| SOUTH TO WEST | | | | | | | | | | | | | | | |
| EAST APPROACH | | | | | | | | | | | | | | | |
| EAST TO NORTH | | | | | | | | | | | | | | | |
| EAST TO SOUTH | | | | | | | | | | | | | | | |
| THIS LEG EAST | | | | | | | | | | | | | | | |
| EAST TO WEST | | | | | | | | | | | | | | | |
| WEST APPROACH | | | | | | | | | | | | | | | |
| WEST TO NORTH | | | | | | | | | | | | | | | |
| WEST TO SOUTH | | | | | | | | | | | | | | | |
| WEST TO EAST | | | | | | | | | | | | | | | |
| THIS LEG WEST | | | | | | | | | | | | | | | |

| | | | | | | | | | | | | | | | |
|-------------|-------|------|------|------|------|--|--|--|--|--|--|------|--|-------|------|
| NORTH TOTAL | 2568 | 1 | 32 | 2 | 1 | | | | | | | 54 | | | 2622 |
| PERCENTAGE | 97.94 | 0.04 | 1.22 | 0.08 | 0.04 | | | | | | | 2.06 | | 42/58 | |
| SOUTH TOTAL | 2568 | 1 | 32 | 2 | 1 | | | | | | | 54 | | 58/42 | 2622 |
| PERCENTAGE | 97.94 | 0.04 | 1.22 | 0.08 | 0.04 | | | | | | | 2.06 | | | |
| EAST TOTAL | | | | | | | | | | | | | | | |
| PERCENTAGE | | | | | | | | | | | | | | | |
| WEST TOTAL | | | | | | | | | | | | | | | |
| PERCENTAGE | | | | | | | | | | | | | | | |

PCT SPLIT
 OUT/IN

2622
 5244

STATE OF WASHINGTON - DEPARTMENT OF TRANSPORTATION
 TRIP SYSTEM
 SHORT DURATION CLASSIFICATION 4-WAY

DATE: 09/12/2008
 TIME: 11:29:03
 PAGE: 8

SR 500 MP 005.98 OFF SYS ID COUNTER NUM 07841 COUNT ID HPMS
 DATE 08/26/2008 DAY OF WEEK 3 TIME PERIOD HOUR 16:30 - 17:30
 LOCATION SR 500 N/O NE 4TH PLAIN RD 04

INTERSECTIONAL PEAK HOUR AND VOLUMES

| MOVEMENT | CARS AND PICKUPS | ----SINGLE UNITS---- | | | -DOUBLE UNITS- | | | -TRIPLE UNITS- | | | TOTAL TRUCK | PERCENT TRUCK | PERCENT TURNS | TOTAL |
|-------------------------------|------------------|----------------------|-----|-----|----------------|----|---|----------------|----|---|-------------|---------------|---------------|-------|
| | | BUS | MED | HVY | 4+ | 4- | 5 | 6+ | 5- | 6 | | | | |
| NORTH APPROACH THIS LEG NORTH | 1079 | | 17 | | | 4 | 1 | 3 | | | 25 | 2.26 | 1104 | |
| NORTH TO SOUTH | | | | | | | | | | | | | | |
| NORTH TO EAST | | | | | | | | | | | | | | |
| NORTH TO WEST | | | | | | | | | | | | | | |
| SOUTH APPROACH THIS LEG SOUTH | 1489 | 1 | 15 | 2 | 1 | 3 | 3 | 4 | | | 29 | 1.91 | 1518 | |
| SOUTH TO NORTH | | | | | | | | | | | 29 | | 1518 | |
| SOUTH TO EAST | | | | | | | | | | | | | | |
| SOUTH TO WEST | | | | | | | | | | | | | | |
| EAST APPROACH THIS LEG EAST | | | | | | | | | | | | | | |
| EAST TO NORTH | | | | | | | | | | | | | | |
| EAST TO SOUTH | | | | | | | | | | | | | | |
| EAST TO WEST | | | | | | | | | | | | | | |
| WEST APPROACH THIS LEG WEST | | | | | | | | | | | | | | |
| WEST TO NORTH | | | | | | | | | | | | | | |
| WEST TO SOUTH | | | | | | | | | | | | | | |
| WEST TO EAST | | | | | | | | | | | | | | |
| WEST TO WEST | | | | | | | | | | | | | | |

PCT SPLIT OUT/IN 2622

| | | | | | | | | | | | | | | |
|-------------|-------|------|------|------|------|------|------|------|--|--|------|--|-------|------|
| NORTH TOTAL | 2568 | 1 | 32 | 2 | 1 | 7 | 4 | 7 | | | 54 | | 42/58 | 2622 |
| PERCENTAGE | 97.94 | 0.04 | 1.22 | 0.08 | 0.04 | 0.27 | 0.15 | 0.27 | | | 2.06 | | 58/42 | 2622 |
| SOUTH TOTAL | 2568 | 1 | 32 | 2 | 1 | 7 | 4 | 7 | | | 54 | | | |
| PERCENTAGE | 97.94 | 0.04 | 1.22 | 0.08 | 0.04 | 0.27 | 0.15 | 0.27 | | | 2.06 | | | |
| EAST TOTAL | | | | | | | | | | | | | | |
| PERCENTAGE | | | | | | | | | | | | | | |
| WEST TOTAL | | | | | | | | | | | | | | |
| PERCENTAGE | | | | | | | | | | | | | | |

TRUCK PERCENTAGE:

| LEGS | S/U | % | D/U | % | TRAIN | % | TRUCK | % | AXLE FACTOR |
|-------------|-----|------|-----|------|-------|---|-------|------|-------------|
| NORTH TOTAL | 36 | 1.37 | 18 | 0.69 | | | 54 | 2.06 | 0.9891 |
| SOUTH TOTAL | 36 | 1.37 | 18 | 0.69 | | | 54 | 2.06 | 0.9891 |
| EAST TOTAL | | | | | | | | | |
| WEST TOTAL | | | | | | | | | |

PEAK HOUR FACTOR 0.949 629 646 691 656 2622

5244



Vehicle Volume Summary
(Block Diagram)

Date: 08/26/2008
Time Period: 16:30 - 17:30

SR: 500


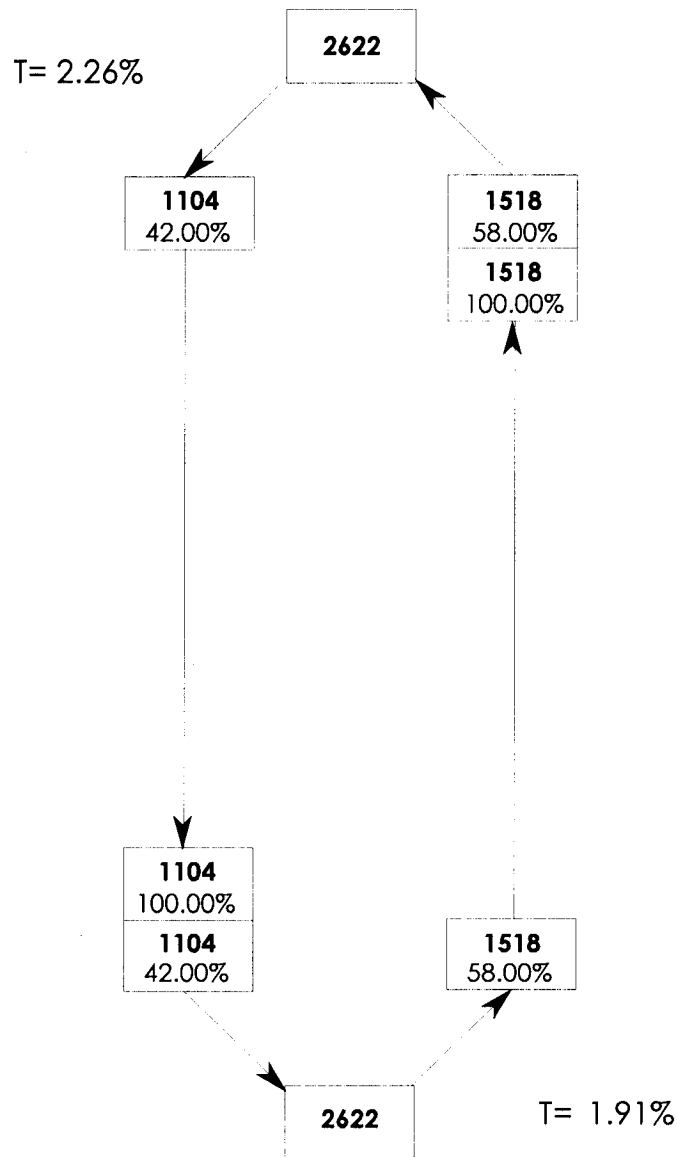
MP: 005.98

Off Sys. ID:

Count ID: HPMS

Location: SR 500 N/O NE 4TH PLAIN RD

INTERSECTIONAL PEAK HOUR AND VOLUMES



Quarter Hour 1 = 629
Quarter Hour 2 = 646
Quarter Hour 3 = 691
Quarter Hour 4 = 656
TOTAL HOUR = 2622

PEAK HOUR FACTOR = 0.949



Vehicle Volume Summary
(Block Diagram)

Date: 08/26/2008
Time Period: 14:00 - 18:00

SR: 500


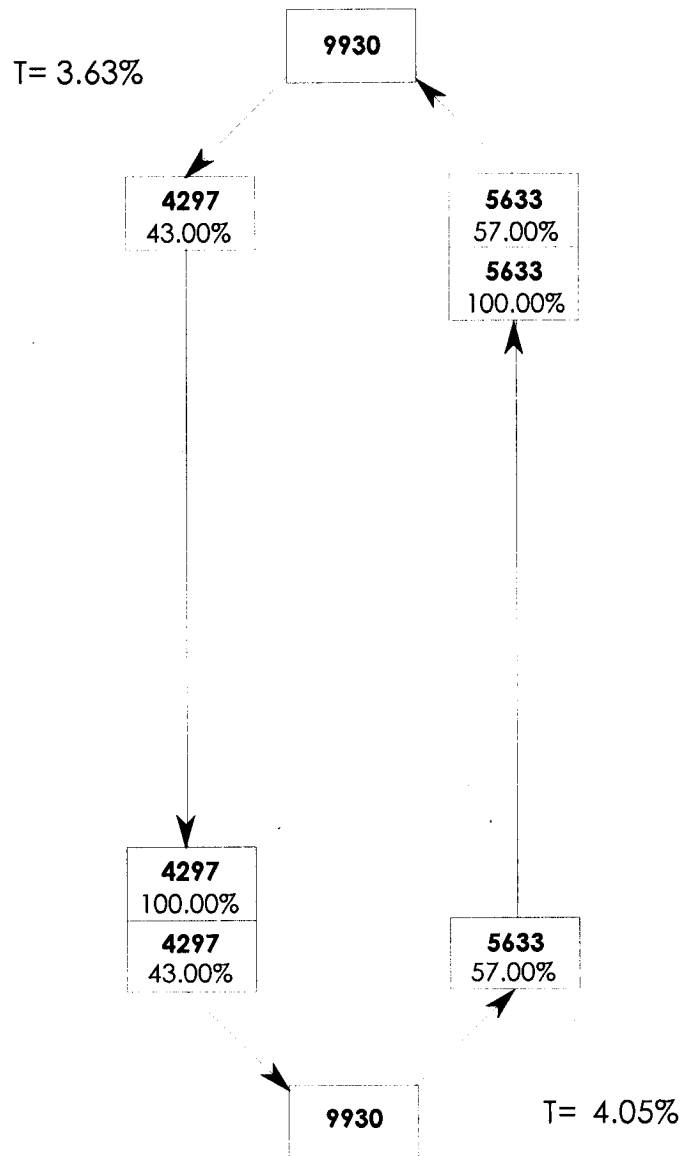
MP: 005.98

Off Sys. ID:

Count ID: HPMS

Location: SR 500 N/O NE 4TH PLAIN RD

ENTIRE COUNT VOLUMES





Traffic Station Sketch

04 = SW CLARK Co.

FC12

LEG 2 (SB-NB)

0.9000

SR# 500 MP 5.98 OSID _____ COUNT ID HPMS DATE 8-26-08

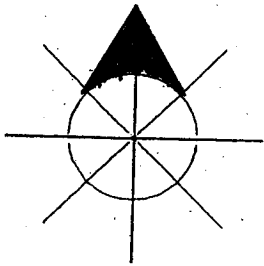
8-27-08

8-28-08

STATION LOCATION on SR-500 N/O Fourth Plain Rd

SR 500 N/O NE 4TH PLAIN RD

Sketch
SR500



INDICATE NORTH

Car Wash

4635 x



2305 x



SV

vet
Frame it
Blonde

Domino

Fourth Plain Rd

REMARKS

G:\HPMS 72.TXT 14-1800 # MO 7841 8/26/08

G:\HPMS 73.TXT 10-1400 # MO 7842 8/27/08

J. Mydler / R. Traupe

SIGNATURE

G:\HPMS 74.TXT 06-1000 # MO 7843 8/28/08