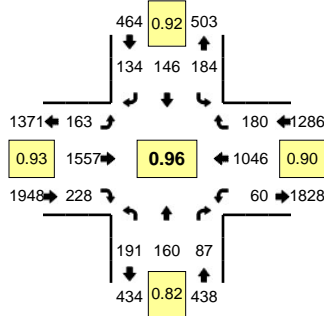


Type of peak hour being reported: Intersection Peak

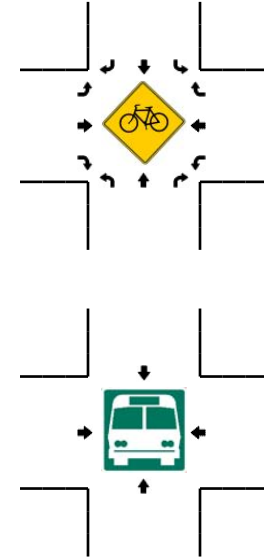
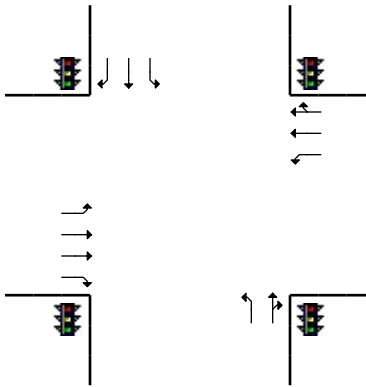
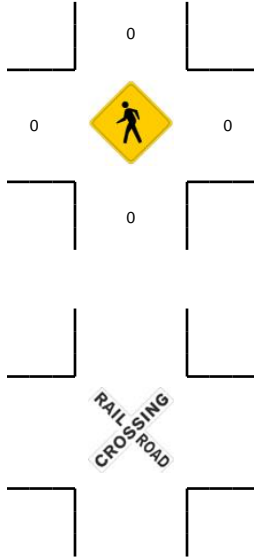
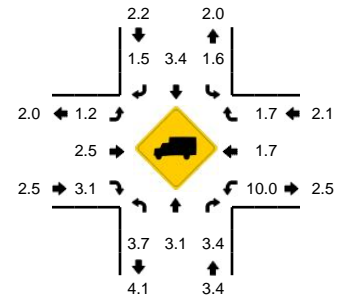
Method for determining peak hour: Total Entering Volume

LOCATION: NE 121st Ave -- NE Fourth Plain Blvd
CITY/STATE: Vancouver, WA

QC JOB #: 10308908
DATE: 12/4/2007



Peak-Hour: 4:15 PM -- 5:15 PM
Peak 15-Min: 4:20 PM -- 4:35 PM



5-Min Count Period Beginning At	NE 121st Ave (Northbound)				NE 121st Ave (Southbound)				NE Fourth Plain Blvd (Eastbound)				NE Fourth Plain Blvd (Westbound)				Total	Hourly Totals
	Left	Thru	Right	U	Left	Thru	Right	U	Left	Thru	Right	U	Left	Thru	Right	U		
4:00 PM	20	17	9	0	17	14	16	0	17	129	20	0	3	80	15	0	357	
4:05 PM	14	15	4	0	18	13	13	0	19	128	18	0	4	81	15	0	342	
4:10 PM	19	10	2	0	13	14	13	0	25	137	12	0	4	42	10	0	301	
4:15 PM	12	16	9	0	18	12	12	0	13	103	14	0	7	89	11	0	316	
4:20 PM	10	7	7	0	17	10	4	0	16	163	14	0	6	117	14	0	385	
4:25 PM	12	9	13	0	13	11	14	0	18	126	25	0	4	91	17	0	353	
4:30 PM	13	16	2	0	19	16	12	0	14	135	25	0	5	64	18	0	339	
4:35 PM	28	19	15	0	19	14	11	0	13	128	18	0	5	74	10	0	354	
4:40 PM	13	16	5	0	9	15	8	0	16	143	28	0	2	98	17	0	370	
4:45 PM	25	10	3	0	17	4	14	0	13	136	20	0	8	77	16	0	343	
4:50 PM	7	13	6	0	9	10	19	0	11	112	20	0	4	93	19	0	323	
4:55 PM	13	9	7	0	16	14	12	0	17	133	12	0	4	73	20	0	330	4113
5:00 PM	17	14	9	0	17	13	8	0	12	119	21	0	4	77	13	0	324	4080
5:05 PM	20	15	6	0	13	12	13	0	11	123	16	0	4	99	8	0	340	4078
5:10 PM	21	16	5	0	17	15	7	0	9	136	15	0	7	94	17	0	359	4136
5:15 PM	15	7	5	0	12	9	10	0	14	135	23	0	4	70	11	0	315	4135
5:20 PM	9	8	5	0	11	17	12	0	13	140	12	0	4	88	16	0	335	4085
5:25 PM	16	18	6	0	18	17	6	0	19	124	24	0	2	80	11	0	341	4073
5:30 PM	17	14	2	0	15	12	9	0	8	132	13	0	2	91	14	0	329	4063
5:35 PM	17	10	3	0	16	14	10	0	9	119	16	0	6	67	9	0	296	4005
5:40 PM	13	10	9	0	18	18	2	0	11	135	15	0	6	72	12	0	321	3956
5:45 PM	11	14	2	0	20	8	7	0	4	123	18	0	4	76	9	0	296	3909
5:50 PM	19	11	6	0	16	9	9	0	7	129	13	0	0	68	9	0	296	3882
5:55 PM	15	7	5	0	13	12	7	0	9	123	20	0	4	77	8	0	300	3852
Peak 15-Min Flowrates	Northbound				Southbound				Eastbound				Westbound				Total	
	Left	Thru	Right	U	Left	Thru	Right	U	Left	Thru	Right	U	Left	Thru	Right	U		
All Vehicles	140	128	88	0	196	148	120	0	192	1696	256	0	60	1088	196	0	4308	
Heavy Trucks	8	0	4		0	0	0		0	48	8		4	16	4		92	
Pedestrians																		0
Bicycles																		
Railroad																		
Stopped Buses																		

Comments: