



Interval  60 min.  15 min.  
 Binned(CL/SP)  Count(volume)  
Lane No  1  2

---

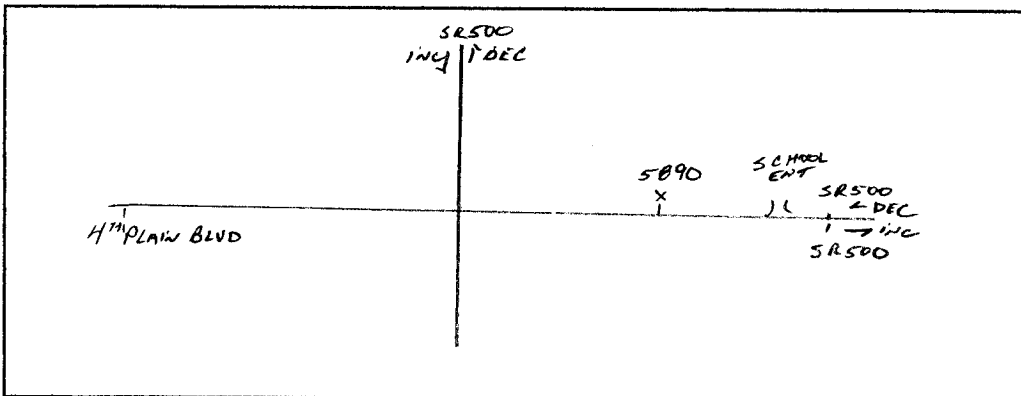
Direction Channel 1 \_\_\_\_\_  
Direction Channel 2 \_\_\_\_\_  
Data Hog # \_\_\_\_\_

Counter No. 405890 Count ID HPMS  
SR 500 RRT/RRQ MP 8.30  
Leg 2 Direction WB OSID \_\_\_\_\_

Station Description \_ ON SR 500 E/O Fourth Plain Blvd NE 162ND AVE

Date	Day	Time	Comments
9/28/09	2	12:14	Manual (1) <u>8</u> (2) _____ Counter (1) <u>8</u> (2) _____ Set cntr ok bj/cp 6.4
9/29	3	10:38	Manual (1) <u>36</u> (2) _____ Counter (1) <u>36</u> (2) _____ Chk cntr ok bj/cp 6.8
9/30	4	17:58	Manual (1) <u>50</u> (2) _____ Counter (1) <u>50</u> (2) _____ Chk cntr ok bj/cp 6.3
10/1	5	11:40	Manual (1) <u>26</u> (2) _____ Counter (1) <u>26</u> (2) _____ Chk cntr ok bj/cp 7.1
10/2	6	0712	Manual (1) <u>1</u> (2) _____ Counter (1) <u>1</u> (2) _____ P.U. cntr ok bj/cp 6.3

Sketch



B. JOHNSON / C. POTORFF  
Field Person



Interval  60 min.  15 min.  
 Binned(CL/SP)  Count(volume)  
Lane No  1  2

---

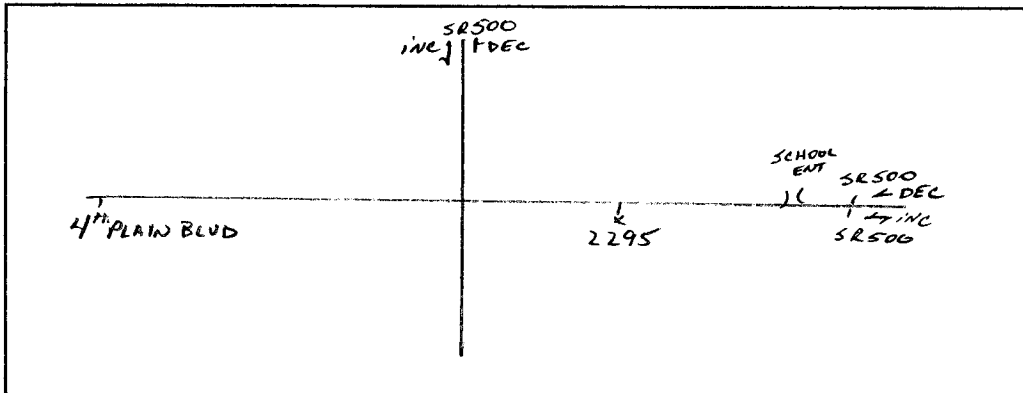
Direction Channel 1 \_\_\_\_\_  
Direction Channel 2 \_\_\_\_\_  
Data Hog # \_\_\_\_\_

Counter No. 402295 Count ID HPMS  
SR 500 RRT/RRQ MP 8.30  
Leg 2 Direction EB OSID \_\_\_\_\_

Station Description ON SR 500 E/O Fourth Plain Blvd NE 162ND AVE

Date	Day	Time	Comments
9/28/09	2	12:11	Manual (1) <u>10</u> (2) _____ Counter (1) <u>10</u> (2) _____ Set cntr ok bj/cp 6.4
9/29	3	11:07	Manual (1) <u>25</u> (2) _____ Counter (1) <u>25</u> (2) _____ Chk cntr ok bj/cp 6.4
9/30	4	07:30	Manual (1) <u>50</u> (2) _____ Counter (1) <u>50</u> (2) _____ Chk cntr ok bj/cp 6.5
10/1	5	11:17	Manual (1) <u>23</u> (2) _____ Counter (1) <u>23</u> (2) _____ Chk cntr ok bj/cp 6.5
10/2	6		Manual (1) _____ (2) _____ Counter (1) _____ (2) _____ P.U. cntr ok bj/cp

Sketch



B. JOHNSON / C. POTORFF  
Field Person

SR 500 MP 008.30 OFF SYSTEM ID. LEG 2 DIRECTION OF TRAFFIC WESTBOUND LANE ALL OF

COUNT IDENTIFIER HPMS COUNTER NUMBER 405890 DESCRIPTION: ON SR 500 E/O NE 162ND AVE

09/28/09	MONDAY	AM HOURS												PM HOURS												DAILY TOTAL
		1	2	3	4	5	6	7	8	9	10	11	12	1	2	3	4	5	6	7	8	9	10	11	12	
12	1	2	3	4	5	6	7	8	9	10	11	12	1	2	3	4	5	6	7	8	9	10	11	12	111	
1	2	3	4	5	6	7	8	9	10	11	12	1	2	3	4	5	6	7	8	9	10	11	12	111		
00-15																										
15-30																										
30-45																										
45-00																										
TOT																									356	

AM PEAK HOUR 0000 TO 0000 VOLUME 0  
PM PEAK HOUR 0445 TO 0545 VOLUME 554

09/29/09	TUESDAY	AM HOURS												PM HOURS												DAILY TOTAL
		1	2	3	4	5	6	7	8	9	10	11	12	1	2	3	4	5	6	7	8	9	10	11	12	
12	1	2	3	4	5	6	7	8	9	10	11	12	1	2	3	4	5	6	7	8	9	10	11	12	307	
1	2	3	4	5	6	7	8	9	10	11	12	1	2	3	4	5	6	7	8	9	10	11	12	357		
00-15																										
15-30																										
30-45																										
45-00																										
TOT																									664	

AM PEAK HOUR 0715 TO 0815 VOLUME 686  
PM PEAK HOUR 0500 TO 0600 VOLUME 575

09/30/09	WEDNESDAY	AM HOURS												PM HOURS												DAILY TOTAL
		1	2	3	4	5	6	7	8	9	10	11	12	1	2	3	4	5	6	7	8	9	10	11	12	
12	1	2	3	4	5	6	7	8	9	10	11	12	1	2	3	4	5	6	7	8	9	10	11	12	3154	
1	2	3	4	5	6	7	8	9	10	11	12	1	2	3	4	5	6	7	8	9	10	11	12	3748		
00-15																										
15-30																										
30-45																										
45-00																										
TOT																									6902	

AM PEAK HOUR 0715 TO 0815 VOLUME 730  
PM PEAK HOUR 0300 TO 0400 VOLUME 584

SR 500 MP 008.30 OFF SYSTEM ID. LEG 2 DIRECTION OF TRAFFIC WESTBOUND LANE ALL OF

COUNT IDENTIFIER HPMS COUNTER NUMBER 405890 DESCRIPTION: ON SR 500 E/O NE 162ND AVE

10/01/09 THURSDAY	AM HOURS												PM HOURS												DAILY TOTAL
	1	2	3	4	5	6	7	8	9	10	11	12	1	2	3	4	5	6	7	8	9	10	11	12	
00-15	1	2	3	4	5	6	7	8	9	10	11	12	1	2	3	4	5	6	7	8	9	10	11	12	119
15-30	3	7	2	4	4	29	68	129	185	135	89	78	105	81	84	124	143	122	87	79	30	36	9	9	3166
30-45	3	7	2	4	4	40	97	183	132	140	92	107	110	80	75	119	131	122	93	75	28	29	19	3	3472
45-00	3	1	3	11	11	55	125	172	157	100	89	95	97	81	103	160	129	129	82	59	33	27	14	11	6638
TOT	13	9	14	28	49	177	392	674	612	470	354	374	403	317	381	517	523	472	314	246	109	111	51	28	

AM PEAK HOUR 0715 TO 0815 VOLUME 730  
PM PEAK HOUR 0330 TO 0430 VOLUME 548

10/02/09 FRIDAY	AM HOURS												PM HOURS												DAILY TOTAL
	1	2	3	4	5	6	7	8	9	10	11	12	1	2	3	4	5	6	7	8	9	10	11	12	
00-15	1	2	3	4	5	6	7	8	9	10	11	12	1	2	3	4	5	6	7	8	9	10	11	12	619
15-30	1	2	3	4	5	6	7	8	9	10	11	12	1	2	3	4	5	6	7	8	9	10	11	12	619
30-45	3	3	1	3	3	7	26	67	98	97	12	44	97	4	4	11	54	89	2	2	2	2	2	2	619
45-00	6	2	4	4	11	54	89	2	2	2	2	2	2	2	2	2	2	2	2	2	2	2	2	2	619
TOT	22	10	8	19	42	167	351	0	0	0	0	0	0	0	0	0	0	0	0	0	0	0	0	0	

09/28/09 THRU 10/02/09  
TOTAL HOURS FOR COUNT 90

AM PEAK HOUR 0600 TO 0700 VOLUME 351  
PM PEAK HOUR 0000 TO 0000 VOLUME 0

3 DAYS  
AVG WEEKDAY VOL 6701 X SEASONAL ADJ. FACTOR 0.9300 = 6232 X AXLE CORR FACTOR 0.9369 = ESTIMATED AVG DAILY TRAFFIC 5839

FACTOR GROUP CB-02

FACTOR GROUP GR-R3

SR 500 MP 008.30 OFF SYSTEM ID. LEG 2 DIRECTION OF TRAFFIC EASTBOUND LANE ALL OF

COUNT IDENTIFIER HPMS COUNTER NUMBER 402295 DESCRIPTION: ON SR 500 E/O NE 162ND AVE

09/28/09	MONDAY												DAILY TOTAL												
	AM HOURS																								
00-15	12	1	2	3	4	5	6	7	8	9	10	11	12												
15-30	1	2	3	4	5	6	7	8	9	10	11	12													
30-45																									
45-00																									
HOUR																									
TOT	32	17	18	5	6	44	136	428	322	373	307	343	349	413	486	595	673	724	654	371	288	232	94	65	6975

AM PEAK HOUR 0000 TO 0000 VOLUME 0  
PM PEAK HOUR 0445 TO 0545 VOLUME 750

AM TOTAL 4402  
PM TOTAL 0

09/29/09	TUESDAY												DAILY TOTAL												
	AM HOURS																								
00-15	12	1	2	3	4	5	6	7	8	9	10	11	12												
15-30	1	2	3	4	5	6	7	8	9	10	11	12													
30-45																									
45-00																									
HOUR																									
TOT	25	14	10	5	13	50	150	424	341	299	259	318	325	350	462	654	720	727	493	383	262	199	88	56	6627

AM PEAK HOUR 0715 TO 0815 VOLUME 444  
PM PEAK HOUR 0445 TO 0545 VOLUME 789

AM TOTAL 1908  
PM TOTAL 4719

09/30/09	WEDNESDAY												DAILY TOTAL												
	AM HOURS																								
00-15	12	1	2	3	4	5	6	7	8	9	10	11	12												
15-30	1	2	3	4	5	6	7	8	9	10	11	12													
30-45																									
45-00																									
HOUR																									
TOT	32	17	18	5	6	44	136	428	322	373	307	343	349	413	486	595	673	724	654	371	288	232	94	65	6975

AM PEAK HOUR 0730 TO 0830 VOLUME 481  
PM PEAK HOUR 0445 TO 0545 VOLUME 784

AM TOTAL 2031  
PM TOTAL 4944

LEG 2 DIRECTION OF TRAFFIC EASTBOUND LANE ALL OF

SR 500 MP 008.30 OFF SYSTEM ID. 402295 DESCRIPTION: ON SR 500 E/O NE 162ND AVE

COUNT IDENTIFIER	HPMS	COUNTER NUMBER	DESCRIPTION: ON SR 500 E/O NE 162ND AVE												DAILY TOTAL										
10/01/09	THURSDAY		AM HOURS																						
			1	2	3	4	5	6	7	8	9	10	11	12											
00-15	16	6	2	2	2	2	5	23	56	94	141	59	74	89	88	79	173	164	179	141	100	64	65	33	11
15-30	12	6	3	3	3	4	20	91	102	96	55	71	90	87	119	153	166	176	129	91	61	54	30	26	
30-45	3	3	4	4	2	7	18	43	78	80	63	74	64	76	131	124	146	168	133	61	79	53	19	16	
45-00	8	11	3	4	2	1	14	61	100	50	84	97	77	84	145	135	162	164	101	76	64	42	19	11	
TOT	39	23	12	12	9	14	57	166	374	367	261	316	320	335	474	585	638	687	504	328	268	214	101	64	6586
			AM PEAK HOUR 0730 TO 0830 VOLUME												479										
			PM PEAK HOUR 0500 TO 0600 VOLUME												687										
			AM TOTAL												2068										
			PM TOTAL												4518										

10/02/09	FRIDAY	AM HOURS												PM HOURS	DAILY TOTAL										
		1	2	3	4	5	6	7	8	9	10	11	12	1	2	3	4	5	6	7	8	9	10	11	12
00-15	11	7	5	2	2	5	8	12	11	12	1	1	2	3	4	5	6	7	8	9	10	11	12	292	
15-30	15	6	4	4	3	3	4	5	6	7	8	9	10	11	12	13	14	16	17	17	17	35	35	26	
30-45	8	3	4	3	3	3	6	16	63	63	84	97	77	84	145	135	162	164	101	76	64	42	19	16	
45-00	8	7	3	3	3	3	6	16	63	63	84	97	77	84	145	135	162	164	101	76	64	42	19	16	
TOT	42	23	16	9	14	52	136	136	136	136	136	136	136	136	136	136	136	136	136	136	136	136	136	292	
			AM PEAK HOUR 0600 TO 0700 VOLUME												136										
			PM PEAK HOUR 0000 TO 0000 VOLUME												0										
			AM TOTAL												292										
			PM TOTAL												0										

09/28/09 THRU 10/02/09 TOTAL HOURS FOR COUNT 90

3 DAYS AVG WEEKDAY VOL 6729 X SEASONAL ADJ. FACTOR 0.9300 = 6258 X AXLE CORR FACTOR 0.9369 = ESTIMATED AVG DAILY TRAFFIC 5863

FACTOR GROUP CB-02  
 FACTOR GROUP GR-R3



SR 500 MP 008.30 OFF SYSTEM ID. LEG 2 DIRECTION OF TRAFFIC BOTH WAYS LANE ALL OF

COUNT IDENTIFIER HPMS COUNTER NUMBER 402295 DESCRIPTION: ON SR 500 E/O NE 162ND AVE

10/01/09 THURSDAY	AM HOURS	PM HOURS	DAILY TOTAL
12	1	2	3
1	2	3	5
1	3	4	7
1	4	5	9
1	5	6	11
1	6	7	13
1	7	8	15
1	8	9	17
1	9	10	19
1	10	11	21
1	11	12	23
1	12	1	25
1	1	2	27
1	2	3	29
1	3	4	31
1	4	5	33
1	5	6	35
1	6	7	37
1	7	8	39
1	8	9	41
1	9	10	43
1	10	11	45
1	11	12	47
1	12	1	49
1	1	2	51
1	2	3	53
1	3	4	55
1	4	5	57
1	5	6	59
1	6	7	61
1	7	8	63
1	8	9	65
1	9	10	67
1	10	11	69
1	11	12	71
1	12	1	73
1	1	2	75
1	2	3	77
1	3	4	79
1	4	5	81
1	5	6	83
1	6	7	85
1	7	8	87
1	8	9	89
1	9	10	91
1	10	11	93
1	11	12	95
1	12	1	97
1	1	2	99
1	2	3	101
1	3	4	103
1	4	5	105
1	5	6	107
1	6	7	109
1	7	8	111
1	8	9	113
1	9	10	115
1	10	11	117
1	11	12	119
1	12	1	121
1	1	2	123
1	2	3	125
1	3	4	127
1	4	5	129
1	5	6	131
1	6	7	133
1	7	8	135
1	8	9	137
1	9	10	139
1	10	11	141
1	11	12	143
1	12	1	145
1	1	2	147
1	2	3	149
1	3	4	151
1	4	5	153
1	5	6	155
1	6	7	157
1	7	8	159
1	8	9	161
1	9	10	163
1	10	11	165
1	11	12	167
1	12	1	169
1	1	2	171
1	2	3	173
1	3	4	175
1	4	5	177
1	5	6	179
1	6	7	181
1	7	8	183
1	8	9	185
1	9	10	187
1	10	11	189
1	11	12	191
1	12	1	193
1	1	2	195
1	2	3	197
1	3	4	199
1	4	5	201
1	5	6	203
1	6	7	205
1	7	8	207
1	8	9	209
1	9	10	211
1	10	11	213
1	11	12	215
1	12	1	217
1	1	2	219
1	2	3	221
1	3	4	223
1	4	5	225
1	5	6	227
1	6	7	229
1	7	8	231
1	8	9	233
1	9	10	235
1	10	11	237
1	11	12	239
1	12	1	241
1	1	2	243
1	2	3	245
1	3	4	247
1	4	5	249
1	5	6	251
1	6	7	253
1	7	8	255
1	8	9	257
1	9	10	259
1	10	11	261
1	11	12	263
1	12	1	265
1	1	2	267
1	2	3	269
1	3	4	271
1	4	5	273
1	5	6	275
1	6	7	277
1	7	8	279
1	8	9	281
1	9	10	283
1	10	11	285
1	11	12	287
1	12	1	289
1	1	2	291
1	2	3	293
1	3	4	295
1	4	5	297
1	5	6	299
1	6	7	301
1	7	8	303
1	8	9	305
1	9	10	307
1	10	11	309
1	11	12	311
1	12	1	313
1	1	2	315
1	2	3	317
1	3	4	319
1	4	5	321
1	5	6	323
1	6	7	325
1	7	8	327
1	8	9	329
1	9	10	331
1	10	11	333
1	11	12	335
1	12	1	337
1	1	2	339
1	2	3	341
1	3	4	343
1	4	5	345
1	5	6	347
1	6	7	349
1	7	8	351
1	8	9	353
1	9	10	355
1	10	11	357
1	11	12	359
1	12	1	361
1	1	2	363
1	2	3	365
1	3	4	367
1	4	5	369
1	5	6	371
1	6	7	373
1	7	8	375
1	8	9	377
1	9	10	379
1	10	11	381
1	11	12	383
1	12	1	385
1	1	2	387
1	2	3	389
1	3	4	391
1	4	5	393
1	5	6	395
1	6	7	397
1	7	8	399
1	8	9	401
1	9	10	403
1	10	11	405
1	11	12	407
1	12	1	409
1	1	2	411
1	2	3	413
1	3	4	415
1	4	5	417
1	5	6	419
1	6	7	421
1	7	8	423
1	8	9	425
1	9	10	427
1	10	11	429
1	11	12	431
1	12	1	433
1	1	2	435
1	2	3	437
1	3	4	439
1	4	5	441
1	5	6	443
1	6	7	445
1	7	8	447
1	8	9	449
1	9	10	451
1	10	11	453
1	11	12	455
1	12	1	457
1	1	2	459
1	2	3	461
1	3	4	463
1	4	5	465
1	5	6	467
1	6	7	469
1	7	8	471
1	8	9	473
1	9	10	475
1	10	11	477
1	11	12	479
1	12	1	481
1	1	2	483
1	2	3	485
1	3	4	487
1	4	5	489
1	5	6	491
1	6	7	493
1	7	8	495
1	8	9	497
1	9	10	499
1	10	11	501
1	11	12	503
1	12	1	505
1	1	2	507
1	2	3	509
1	3	4	511
1	4	5	513
1	5	6	515
1	6	7	517
1	7	8	519
1	8	9	521
1	9	10	523
1	10	11	525
1	11	12	527
1	12	1	529
1	1	2	531
1	2	3	533
1	3	4	535
1	4	5	537
1	5	6	539
1	6	7	541
1	7	8	543
1	8	9	545
1	9	10	547
1	10	11	549
1	11	12	551
1	12	1	553
1	1	2	555
1	2	3	557
1	3	4	559
1	4	5	561
1	5	6	563
1	6	7	565
1	7	8	567
1	8	9	569
1	9	10	571
1	10	11	573
1	11	12	575
1	12	1	577
1	1	2	579
1	2	3	581
1	3	4	583
1	4	5	585
1	5	6	587
1	6	7	589
1	7	8	591
1	8	9	593
1	9	10	595
1	10	11	597
1	11	12	599
1	12	1	601
1	1	2	603
1	2	3	605
1	3	4	607
1	4	5	609
1	5	6	611
1	6	7	613
1	7	8	615
1	8	9	617
1	9	10	619
1	10	11	621
1	11	12	623
1	12	1	625
1	1	2	627
1	2	3	629
1	3	4	631
1	4	5	633
1	5	6	635
1	6	7	637
1	7	8	639
1	8	9	641
1	9	10	643
1	10	11	645
1	11	12	647
1	12	1	649
1	1	2	651
1	2	3	653
1	3	4	655
1	4	5	657
1	5	6	659
1	6	7	661
1	7	8	663
1	8	9	665
1	9	10	667
1	10	11	669
1	11	12	671
1	12	1	673
1	1	2	675
1	2	3	677
1	3	4	679
1	4	5	681
1	5	6	683
1	6	7	685
1	7	8	687
1	8	9	689
1	9	10	691
1	10	11	693
1	11	12	695
1	12	1	697
1	1	2	699
1	2	3	701
1	3	4	703
1	4	5	705
1	5	6	707
1	6	7	709
1	7	8	711
1	8	9	713
1	9	10	715
1	10	11	717
1	11	12	719
1	12	1	721
1	1	2	723
1	2	3	725
1	3	4	727
1	4	5	729
1	5	6	731
1	6	7	733
1	7	8	735
1	8	9	737
1	9	10	739
1	10	11	741
1	11	12	743
1	12	1	745
1	1	2	747
1	2	3	749
1	3	4	751
1	4	5	753
1	5	6	755
1	6	7	757
1	7	8	759
1	8	9	761
1	9	10	763
1	10	11	765
1</			





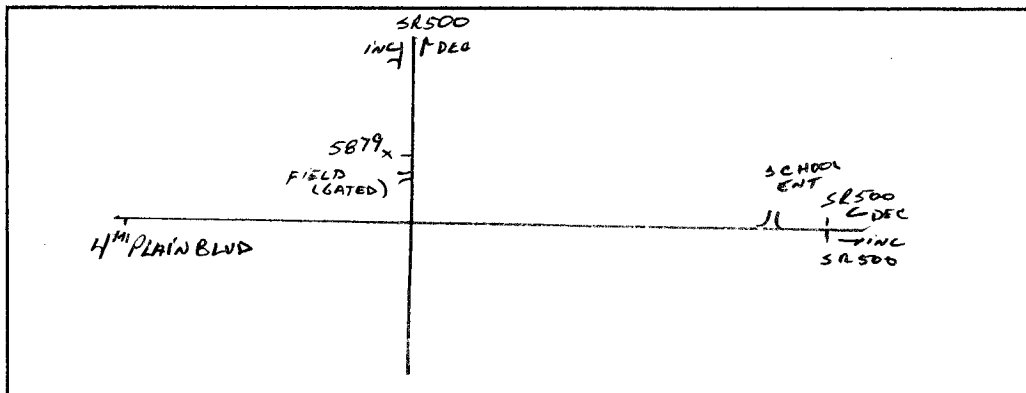
Interval  60 min.  15 min.  
 Binned(CL/SP)  Count(volume)  
Lane No  1  2  
  
Direction Channel 1 \_\_\_\_\_  
Direction Channel 2 \_\_\_\_\_  
Data Hog # \_\_\_\_\_

Counter No. 405879 Count ID HPMS  
SR 500 RRT/RRQ \_\_\_\_\_ MP 8.30  
Leg 1 Direction SB OSID \_\_\_\_\_

Station Description ON <sup>NE</sup> SR 500 S/O Fourth Plain Blvd

Date	Day	Time	Comments
9/28/09	2	12:27	Manual (1) <u>5</u> (2) _____ Counter (1) <u>5</u> (2) _____ Set cntr ok bj/cp 6.3
9/29	3	11:45	Manual (1) <u>33</u> (2) _____ Counter (1) <u>33</u> (2) _____ Chk cntr ok bj/cp 6.6
9/30	4	08:33	Manual (1) <u>34</u> (2) _____ Counter (1) <u>34</u> (2) _____ Chk cntr ok bj/cp 6.4
10/1	5	11:11	Manual (1) <u>28</u> (2) _____ Counter (1) <u>28</u> (2) _____ Chk cntr ok bj/cp 6.7
10/2	6	0751	Manual (1) <u>1</u> (2) _____ Counter (1) <u>1</u> (2) _____ P.U. cntr ok bj/cp 6.4

Sketch



B. JOHNSON / C. POTTOFF  
Field Person



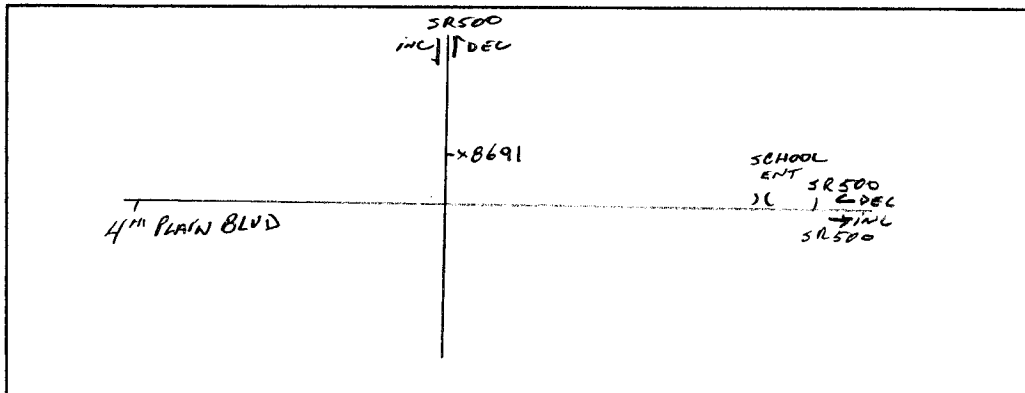
Interval  60 min.  15 min.  
 Binned(CL/SP)  Count(volume)  
Lane No  1  2  
  
Direction Channel 1 \_\_\_\_\_  
Direction Channel 2 \_\_\_\_\_  
Data Hog # \_\_\_\_\_

Counter No. 408691 Count ID HPMS  
SR 500 RRT/RRQ \_\_\_\_\_ MP 8.30  
  
Leg 1 Direction NB OSID \_\_\_\_\_

Station Description ON <sup>NE</sup> SR 500 N/O Fourth Plain Blvd

Date	Day	Time	Comments
9/28/09	2	12:21	Manual (1) <u>10</u> (2) _____ Counter (1) <u>10</u> (2) _____ Set cntr ok bj/cp 6.4
9/29	3	11:15	Manual (1) <u>33</u> (2) _____ Counter (1) <u>33</u> (2) _____ Chk cntr ok bj/cp 6.6
9/30	4	08:04	Manual (1) <u>42</u> (2) _____ Counter (1) <u>42</u> (2) _____ Chk cntr ok bj/cp 6.4
10/1	5	11:47	Manual (1) <u>39</u> (2) _____ Counter (1) <u>39</u> (2) _____ Chk cntr ok bj/cp 6.6
10/2	6	0733	Manual (1) <u>1</u> (2) _____ Counter (1) <u>1</u> (2) _____ P.U. cntr ok bj/cp 6.4

Sketch



B. JOHNSON / C. POTTERFF  
Field Person

SR 500 MP 008.30 OFF SYSTEM ID. LEG 1 DIRECTION OF TRAFFIC SOUTHBOUND LANE ALL OF

COUNT IDENTIFIER HPMS COUNTER NUMBER 405879 DESCRIPTION: ON SR 500 S/O NE FOURTH PLAIN BLVD

09/28/09	MONDAY	AM HOURS												PM HOURS												DAILY TOTAL
		1	2	3	4	5	6	7	8	9	10	11	12	1	2	3	4	5	6	7	8	9	10	11	12	
12	1	2	3	4	5	6	7	8	9	10	11	12	1	2	3	4	5	6	7	8	9	10	11	12	3970	
		AM PEAK HOUR 0000 TO 0000 VOLUME 0												PM PEAK HOUR 0445 TO 0545 VOLUME 639												AM TOTAL 0
		PM PEAK HOUR 0445 TO 0545 VOLUME 639																								PM TOTAL 3970

09/29/09	TUESDAY	AM HOURS												PM HOURS												DAILY TOTAL
		1	2	3	4	5	6	7	8	9	10	11	12	1	2	3	4	5	6	7	8	9	10	11	12	
12	1	2	3	4	5	6	7	8	9	10	11	12	1	2	3	4	5	6	7	8	9	10	11	12	7300	
		AM PEAK HOUR 0700 TO 0800 VOLUME 736												PM PEAK HOUR 0445 TO 0545 VOLUME 692												AM TOTAL 3131
		PM PEAK HOUR 0445 TO 0545 VOLUME 692																								PM TOTAL 4169

09/30/09	WEDNESDAY	AM HOURS												PM HOURS												DAILY TOTAL
		1	2	3	4	5	6	7	8	9	10	11	12	1	2	3	4	5	6	7	8	9	10	11	12	
12	1	2	3	4	5	6	7	8	9	10	11	12	1	2	3	4	5	6	7	8	9	10	11	12	7587	
		AM PEAK HOUR 0715 TO 0815 VOLUME 726												PM PEAK HOUR 0445 TO 0545 VOLUME 640												AM TOTAL 3200
		PM PEAK HOUR 0445 TO 0545 VOLUME 640																								PM TOTAL 4387

SR 500 MP 008.30 OFF SYSTEM ID. LEG 1 DIRECTION OF TRAFFIC SOUTHBOUND LANE ALL OF

COUNT IDENTIFIER HPMS COUNTER NUMBER 405879 DESCRIPTION: ON SR 500 S/O NE FOURTH PLAIN BLVD

10/01/09 THURSDAY	AM HOURS												PM HOURS												DAILY TOTAL
	1	2	3	4	5	6	7	8	9	10	11	12	1	2	3	4	5	6	7	8	9	10	11	12	
12	1	2	3	4	5	6	7	8	9	10	11	12	1	2	3	4	5	6	7	8	9	10	11	12	1169
00-15	6	6	3	3	6	25	55	158	143	157	94	89	82	115	137	163	167	126	113	69	47	37	19	18	
15-30	9	8	3	6	14	40	96	174	144	104	84	112	107	72	126	145	137	150	129	91	71	43	29	18	
30-45	5	2	1	12	16	77	137	196	136	108	84	109	104	85	115	140	160	145	80	56	35	29	13	13	
45-00	1	3	8	9	15	64	124	205	136	112	96	92	91	96	120	168	147	145	110	66	47	27	30	10	
TOT	21	19	15	30	51	206	412	733	559	481	358	402	394	335	476	595	587	622	510	350	243	152	125	60	

AM PEAK HOUR 0700 TO 0800 VOLUME 733  
PM PEAK HOUR 0445 TO 0545 VOLUME 624  
AM TOTAL 3287  
PM TOTAL 4449

10/02/09 FRIDAY	AM HOURS												PM HOURS												DAILY TOTAL
	1	2	3	4	5	6	7	8	9	10	11	12	1	2	3	4	5	6	7	8	9	10	11	12	
12	1	2	3	4	5	6	7	8	9	10	11	12	1	2	3	4	5	6	7	8	9	10	11	12	1169
00-15	5	5	3	4	6	19	65	120	143	157	94	89	82	115	137	163	167	126	113	69	47	37	19	18	
15-30	6	2	1	5	9	31	94	168	144	104	84	112	107	72	126	145	137	150	129	91	71	43	29	18	
30-45	9	1	3	7	14	70	113	178	136	108	84	109	104	85	115	140	160	145	80	56	35	29	13	13	
45-00	9	3	5	5	23	59	127	205	136	112	96	92	91	96	120	168	147	145	110	66	47	27	30	10	
TOT	29	11	12	21	52	179	399	466	559	481	358	402	394	335	476	595	587	622	510	350	243	152	125	60	

AM PEAK HOUR 0645 TO 0745 VOLUME 593  
PM PEAK HOUR 0000 TO 0000 VOLUME 0  
AM TOTAL 1169  
PM TOTAL 0

09/28/09 THRU 10/02/09  
TOTAL HOURS FOR COUNT 90

3 DAYS  
AVG WEEKDAY VOL 7541 X SEASONAL ADJ. FACTOR 0.9200 = 6938 X AXLE CORR FACTOR 0.9608 = ESTIMATED AVG DAILY TRAFFIC 6666

TRIP SYSTEM  
15 MINUTE TRAFFIC COUNT SUMMARY

SR 500 MP 008.30 OFF SYSTEM ID. LEG 1 DIRECTION OF TRAFFIC NORTHBOUND LANE ALL OF

COUNT IDENTIFIER HPMS COUNTER NUMBER 408691 DESCRIPTION: ON SR 500 N/O NE FOURTH PLAIN BLVD

COUNT IDENTIFIER	HPMS	COUNTER NUMBER	DESCRIPTION: ON SR 500 N/O NE FOURTH PLAIN BLVD												DAILY TOTAL													
			AM HOURS						PM HOURS																			
09/28/09 MONDAY			12	1	2	3	4	5	6	7	8	9	10	11	12	1	2	3	4	5	6	7	8	9	10	11	12	
00-15																												
15-30			1	2	3	4	5	6	7	8	9	10	11	12	1	2	3	4	5	6	7	8	9	10	11	12		
30-45																												
45-00																												
TOT			12	1	2	3	4	5	6	7	8	9	10	11	12	1	2	3	4	5	6	7	8	9	10	11	12	200
																											438	
																											512	
																											675	
																											784	
																											921	
																											682	
																											471	
																											310	
																											223	
																											140	
																											78	
																											5434	

AM PEAK HOUR 0000 TO 0000 VOLUME 0  
PM PEAK HOUR 0500 TO 0600 VOLUME 921

AM TOTAL 0  
PM TOTAL 5434

COUNT IDENTIFIER	HPMS	COUNTER NUMBER	DESCRIPTION: ON SR 500 N/O NE FOURTH PLAIN BLVD												DAILY TOTAL													
			AM HOURS						PM HOURS																			
09/29/09 TUESDAY			12	1	2	3	4	5	6	7	8	9	10	11	12	1	2	3	4	5	6	7	8	9	10	11	12	
00-15																												
15-30			1	2	3	4	5	6	7	8	9	10	11	12	1	2	3	4	5	6	7	8	9	10	11	12		
30-45																												
45-00																												
TOT			12	1	2	3	4	5	6	7	8	9	10	11	12	1	2	3	4	5	6	7	8	9	10	11	12	453
																											303	
																											298	
																											355	
																											425	
																											436	
																											460	
																											718	
																											876	
																											680	
																											502	
																											360	
																											269	
																											126	
																											7906	

AM PEAK HOUR 0715 TO 0815 VOLUME 453  
PM PEAK HOUR 0500 TO 0600 VOLUME 876

AM TOTAL 2184  
PM TOTAL 5722

COUNT IDENTIFIER	HPMS	COUNTER NUMBER	DESCRIPTION: ON SR 500 N/O NE FOURTH PLAIN BLVD												DAILY TOTAL													
			AM HOURS						PM HOURS																			
09/30/09 WEDNESDAY			12	1	2	3	4	5	6	7	8	9	10	11	12	1	2	3	4	5	6	7	8	9	10	11	12	
00-15																												
15-30			1	2	3	4	5	6	7	8	9	10	11	12	1	2	3	4	5	6	7	8	9	10	11	12		
30-45																												
45-00																												
TOT			12	1	2	3	4	5	6	7	8	9	10	11	12	1	2	3	4	5	6	7	8	9	10	11	12	434
																											324	
																											335	
																											343	
																											413	
																											441	
																											511	
																											720	
																											745	
																											924	
																											719	
																											536	
																											389	
																											304	
																											151	
																											110	
																											8185	

AM PEAK HOUR 0715 TO 0815 VOLUME 434  
PM PEAK HOUR 0500 TO 0600 VOLUME 924

AM TOTAL 2222  
PM TOTAL 5963

SR 500 MP 008.30 OFF SYSTEM ID. LEG 1 DIRECTION OF TRAFFIC NORTHBOUND LANE ALL OF

COUNT IDENTIFIER HPMS COUNTER NUMBER 408691 DESCRIPTION: ON SR 500 N/O NE FOURTH PLAIN BLVD

10/01/09	THURSDAY		AM HOURS		PM HOURS		DAILY TOTAL
	COUNT	HPMS	COUNT	HPMS	COUNT	HPMS	
00-15	13	11	5	4	8	7	25
15-30	16	8	8	5	10	8	31
30-45	9	4	5	3	6	5	28
45-00	11	2	4	10	8	15	17
TOT	49	25	22	18	32	27	78

AM PEAK HOUR 0715 TO 0815 VOLUME 432  
PM PEAK HOUR 0430 TO 0530 VOLUME 880

AM TOTAL 2263  
PM TOTAL 5578

10/02/09	FRIDAY		AM HOURS		PM HOURS		DAILY TOTAL
	COUNT	HPMS	COUNT	HPMS	COUNT	HPMS	
00-15	12	1	2	3	5	4	25
15-30	1	2	3	4	6	5	11
30-45	17	16	7	2	9	6	35
45-00	14	8	6	3	7	5	29
TOT	52	39	24	25	37	30	87

AM PEAK HOUR 0630 TO 0730 VOLUME 305  
PM PEAK HOUR 0000 TO 0000 VOLUME 0

AM TOTAL 587  
PM TOTAL 0

09/28/09 THRU 10/02/09  
TOTAL HOURS FOR COUNT 90

3 DAYS AVG WEEKDAY VOL 7977 X SEASONAL ADJ. FACTOR 0.9200 = 7339 X AXLE CORR FACTOR 0.9608 = ESTIMATED AVG DAILY TRAFFIC 7051

FACTOR GROUP GR-02

FACTOR GROUP CB-20

15 MINUTE TRAFFIC COUNT SUMMARY

SR 500 MP 008.30 OFF SYSTEM ID. LEG 1 DIRECTION OF TRAFFIC BOTH WAYS LANE ALL OF

COUNT IDENTIFIER HPMS COUNTER NUMBER 408691 DESCRIPTION: ON SR 500 N/O NE FOURTH PLAIN BLVD

COUNT IDENTIFIER	HPMS	COUNTER NUMBER	09/28/09 MONDAY												DAILY TOTAL											
			AM HOURS						PM HOURS																	
			1	2	3	4	5	6	7	8	9	10	11	12	1	2	3	4	5	6	7	8	9	10	11	12
00-15																										
15-30																										
30-45																										
45-00																										
HOUR																										
TOT																										

AM PEAK HOUR 0000 TO 0000 VOLUME 0 AM TOTAL 0  
PM PEAK HOUR 0445 TO 0545 VOLUME 1540 PM TOTAL 9404

COUNT IDENTIFIER	HPMS	COUNTER NUMBER	09/29/09 TUESDAY												DAILY TOTAL											
			AM HOURS						PM HOURS																	
			1	2	3	4	5	6	7	8	9	10	11	12	1	2	3	4	5	6	7	8	9	10	11	12
00-15																										
15-30																										
30-45																										
45-00																										
HOUR																										
TOT																										

AM PEAK HOUR 0715 TO 0815 VOLUME 1184 AM TOTAL 5315  
PM PEAK HOUR 0445 TO 0545 VOLUME 1560 PM TOTAL 9891

COUNT IDENTIFIER	HPMS	COUNTER NUMBER	09/30/09 WEDNESDAY												DAILY TOTAL											
			AM HOURS						PM HOURS																	
			1	2	3	4	5	6	7	8	9	10	11	12	1	2	3	4	5	6	7	8	9	10	11	12
00-15																										
15-30																										
30-45																										
45-00																										
HOUR																										
TOT																										

AM PEAK HOUR 0715 TO 0815 VOLUME 1160 AM TOTAL 5422  
PM PEAK HOUR 0500 TO 0600 VOLUME 1563 PM TOTAL 10350

SR 500 MP 008.30 OFF SYSTEM ID. LEG 1 DIRECTION OF TRAFFIC BOTH WAYS LANE ALL OF  
 COUNT IDENTIFIER HPMS COUNTER NUMBER 408691 DESCRIPTION: ON SR 500 N/O NE FOURTH PLAIN BLVD

10/01/09 THURSDAY	AM HOURS												PM HOURS												DAILY TOTAL
	1	2	3	4	5	6	7	8	9	10	11	12	1	2	3	4	5	6	7	8	9	10	11	12	
12	1	2	3	4	5	6	7	8	9	10	11	12	1	2	3	4	5	6	7	8	9	10	11	12	1578
TOT	70	44	37	48	75	275	610	1150	944	808	691	798	810	812	1027	1307	1414	1465	1203	827	459	341	201	161	15577

AM PEAK HOUR 0700 TO 0800 VOLUME 1150 AM TOTAL 5550  
 PM PEAK HOUR 0445 TO 0545 VOLUME 1503 PM TOTAL 10027

10/02/09 FRIDAY	AM HOURS												PM HOURS												DAILY TOTAL
	1	2	3	4	5	6	7	8	9	10	11	12	1	2	3	4	5	6	7	8	9	10	11	12	
12	1	2	3	4	5	6	7	8	9	10	11	12	1	2	3	4	5	6	7	8	9	10	11	12	1578
TOT	81	50	36	46	75	239	577	474	944	808	691	798	810	812	1027	1307	1414	1465	1203	827	459	341	201	161	15778

AM PEAK HOUR 0630 TO 0730 VOLUME 833 AM TOTAL 1578  
 PM PEAK HOUR 0000 TO 0000 VOLUME 0 PM TOTAL 0

09/28/09 THRU 10/02/09 TOTAL HOURS FOR COUNT 90  
 3 DAYS AVG WEEKDAY VOL 15518 X SEASONAL ADJ. FACTOR 0.9200 = 14277 X AXLE CORR FACTOR 0.9608 = ESTIMATED AVG DAILY TRAFFIC 13717  
 PEAK HOUR PERCENTAGES: K = 10.07 D = 59.12  
 PEAK HOUR LOCATION : VOLUME = 1563 DATE: 09/30/09 TIME: 05:00 PM