

# Andresen Retail Center

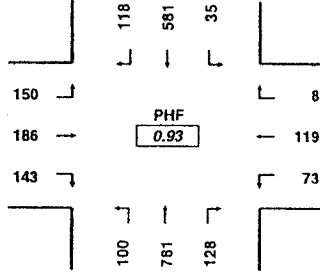
INTERSECTION: NE Andresen Rd.--/NE 18th St.--  
 PROJECT ID#: 7813  
 QC JOB #: 10143407

START TIME: 4:00 PM  
 END TIME: 6:00 PM  
 DATE: 2/14/2006

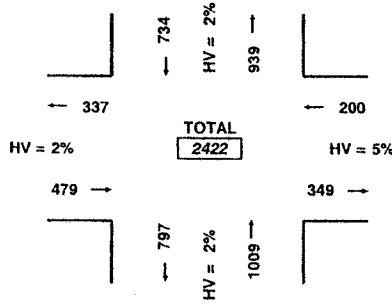


**QUALITY COUNTS**  
 16285 SW 85th Avenue, Ste. 105  
 Tigard, OR 97224  
 Phone: 503-620-4242  
 Fax: 503 620-4545  
 email: jrjw@qualitycounts.net  
 www.qualitycounts.net

**PEAK HOUR TURNING MOVEMENTS**



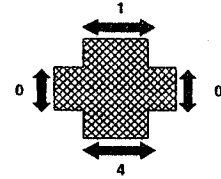
**PEAK HOUR LINK VOLUMES**



PEAK HOUR: 4:15 PM TO 5:15 PM

PEAK 15 MINUTES: 5:00 PM TO 5:15 PM

**PEAK HOUR PED CROSSING VOLUMES**



5-MINUTE COUNT PERIOD BEGINNING AT	NE Andresen Rd.-- (Southbound)			NE 18th St.-- (Westbound)			NE Andresen Rd.-- (Northbound)			NE 18th St.-- (Eastbound)			Crosswalk Usage (Peds By Approach)				TOTAL	
	Right	Thru	Left	Right	Thru	Left	Right	Thru	Left	Right	Thru	Left	North	East	South	West	Veh	Peds
4:00 PM	13	41	0	1	10	7	5	45	8	13	16	14	0	0	0	0	173	0
4:05 PM	9	44	4	0	10	5	7	52	13	25	8	8	0	0	3	0	185	3
4:10 PM	9	44	4	0	15	5	11	41	16	13	14	18	1	0	0	0	190	1
4:15 PM	9	51	1	0	11	8	10	59	9	9	17	11	0	0	0	0	195	0
4:20 PM	8	53	3	3	13	8	10	56	10	9	17	11	1	0	0	0	201	1
4:25 PM	10	56	2	2	11	3	5	60	3	16	9	16	0	0	1	0	193	1
4:30 PM	10	44	3	0	11	2	14	78	10	15	14	11	0	0	0	0	212	0
4:35 PM	7	53	2	1	6	6	7	59	6	12	17	9	0	0	0	0	185	0
4:40 PM	10	46	3	0	6	5	15	74	7	9	11	6	0	0	0	0	192	0
4:45 PM	12	36	6	1	9	3	11	65	9	10	17	5	0	0	2	0	184	2
4:50 PM	9	49	4	0	12	8	9	58	6	11	13	13	0	0	0	0	192	0
4:55 PM	13	46	4	0	10	7	8	74	10	9	16	19	0	0	1	0	216	1
5:00 PM	14	39	3	0	11	4	17	76	20	11	13	7	0	0	0	0	215	0
5:05 PM	12	56	1	0	8	6	10	51	3	21	24	23	0	0	0	0	215	0
5:10 PM	4	52	3	1	11	13	12	71	7	11	18	19	0	0	0	0	222	0
5:15 PM	8	48	3	0	9	7	24	63	11	14	16	3	0	0	1	0	206	1
5:20 PM	7	33	1	1	10	9	14	57	10	9	21	7	0	0	0	0	179	0
5:25 PM	9	57	2	0	11	9	18	66	7	6	14	5	0	0	0	0	204	0
5:30 PM	6	54	4	0	5	12	8	57	8	8	15	11	0	0	0	0	188	0
5:35 PM	6	26	3	0	8	8	12	40	8	9	17	10	0	0	0	0	147	0
5:40 PM	6	39	0	0	16	10	10	43	4	5	22	11	0	0	0	0	166	0
5:45 PM	7	26	3	0	7	14	13	31	4	5	13	11	0	2	0	0	134	2
5:50 PM	11	38	3	0	15	8	11	35	6	8	16	9	0	0	0	0	160	0
5:55 PM	11	35	5	0	9	6	7	44	10	6	12	5	0	0	0	0	150	0
HOURLY TOTALS	Southbound			Westbound			Northbound			Eastbound			Pedestrians By Approach				TOTAL	
4:00 PM	119	563	36	8	124	67	112	721	107	151	169	141	2	0	7	0	2318	9
4:15 PM	118	581	35	8	119	73	128	781	100	143	186	150	1	0	4	0	2422	5
4:30 PM	115	559	35	4	114	79	159	792	106	138	194	127	0	0	4	0	2422	4
4:45 PM	106	535	34	3	120	96	153	721	103	124	206	133	0	0	4	0	2334	4
5:00 PM	101	503	31	2	120	106	156	634	98	113	201	121	0	2	1	0	2186	3