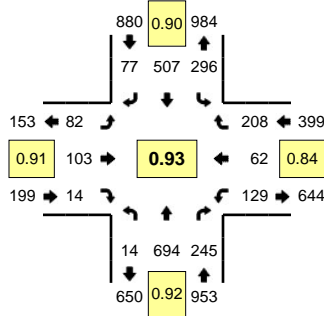
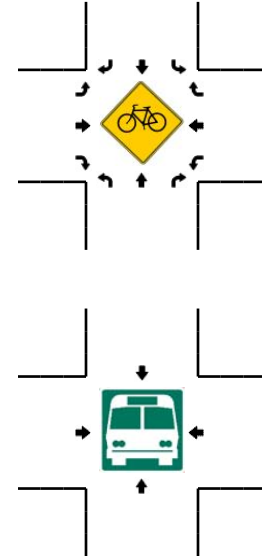
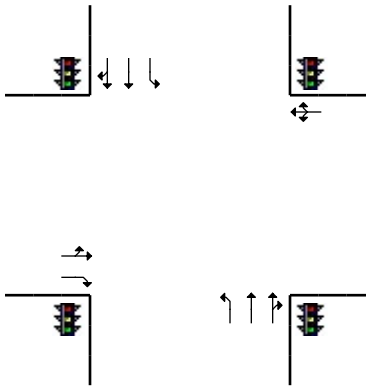
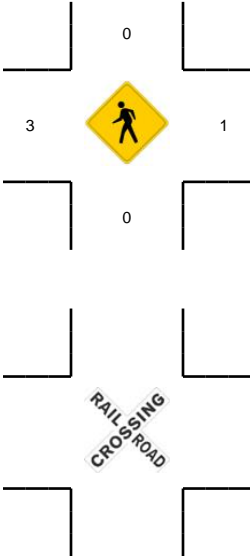
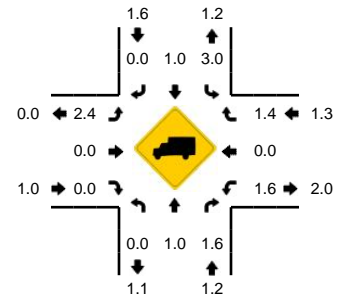


**LOCATION:** NE 112th Ave -- NE 18th St  
**CITY/STATE:** Vancouver, WA

**QC JOB #:** 10310918  
**DATE:** 12/11/2007



**Peak-Hour: 4:30 PM -- 5:30 PM**  
**Peak 15-Min: 5:05 PM -- 5:20 PM**



5-Min Count Period Beginning At	NE 112th Ave (Northbound)				NE 112th Ave (Southbound)				NE 18th St (Eastbound)				NE 18th St (Westbound)				Total	Hourly Totals
	Left	Thru	Right	U	Left	Thru	Right	U	Left	Thru	Right	U	Left	Thru	Right	U		
4:00 PM	0	52	19	0	22	39	8	0	7	11	0	0	15	5	21	0	199	
4:05 PM	1	31	21	0	22	49	5	0	9	8	1	0	13	9	20	0	189	
4:10 PM	2	47	13	0	8	38	3	0	8	11	2	0	24	4	16	0	176	
4:15 PM	0	53	19	0	18	35	8	0	6	6	1	0	20	2	19	0	187	
4:20 PM	2	53	13	0	18	51	11	0	2	8	0	0	11	2	8	0	179	
4:25 PM	4	61	11	0	24	33	3	0	3	4	4	0	18	6	14	0	185	
4:30 PM	2	47	25	0	14	39	6	0	10	9	0	0	13	5	18	0	188	
4:35 PM	1	57	20	0	29	58	9	0	6	6	1	0	9	4	19	0	219	
4:40 PM	0	66	24	0	14	36	7	0	8	6	1	0	16	7	20	0	205	
4:45 PM	1	55	26	0	26	52	8	0	5	6	2	0	13	5	25	0	224	
4:50 PM	0	50	17	0	35	47	7	0	6	9	0	0	10	5	8	0	194	
4:55 PM	1	57	20	0	21	38	1	0	7	9	2	0	5	4	15	0	180	2325
5:00 PM	5	49	14	0	20	25	3	0	7	7	0	0	11	5	19	0	165	2291
5:05 PM	1	61	21	0	23	48	9	0	9	10	0	0	12	3	18	0	215	2317
5:10 PM	0	72	13	0	31	40	4	0	10	7	1	0	13	3	11	0	205	2346
5:15 PM	1	62	28	0	37	45	9	0	3	9	0	0	9	8	21	0	232	2391
5:20 PM	1	50	17	0	20	37	8	0	5	13	5	0	10	5	20	0	191	2403
5:25 PM	1	68	20	0	26	42	6	0	6	12	2	0	8	8	14	0	213	2431
5:30 PM	0	40	24	0	19	31	4	0	3	8	0	0	18	3	22	0	172	2415
5:35 PM	3	42	16	0	28	34	5	0	8	12	2	0	14	5	14	0	183	2379
5:40 PM	2	50	12	0	18	45	3	0	5	9	0	0	8	4	13	0	169	2343
5:45 PM	0	46	20	0	21	29	10	0	5	4	1	0	9	4	17	0	166	2285
5:50 PM	0	36	12	0	10	35	3	0	7	8	0	0	14	2	21	0	148	2239
5:55 PM	4	50	18	0	19	43	6	0	4	6	4	0	14	3	8	0	179	2238
Peak 15-Min Flowrates	Northbound				Southbound				Eastbound				Westbound				Total	
	Left	Thru	Right	U	Left	Thru	Right	U	Left	Thru	Right	U	Left	Thru	Right	U		
All Vehicles	8	780	248	0	364	532	88	0	88	104	4	0	136	56	200	0	2608	
Heavy Trucks	0	8	0	0	8	8	0	0	8	0	0	0	0	0	0	0	32	
Pedestrians		0				0				8				0			8	
Bicycles																		
Railroad																		
Stopped Buses																		

Comments: