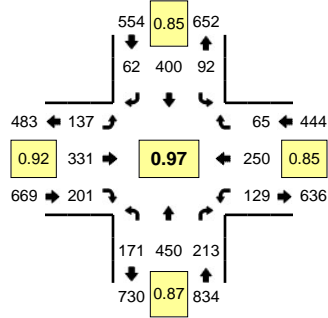
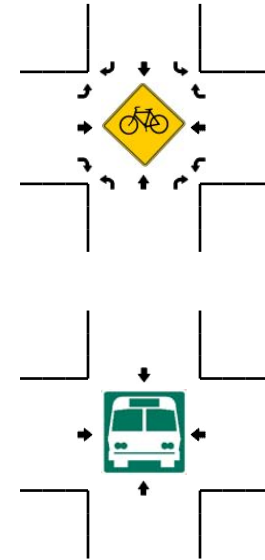
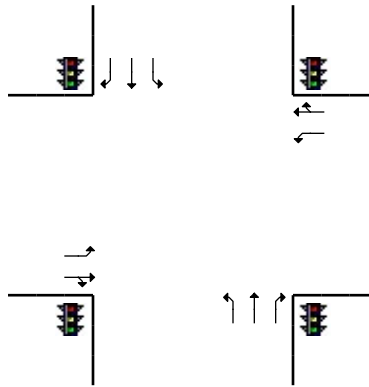
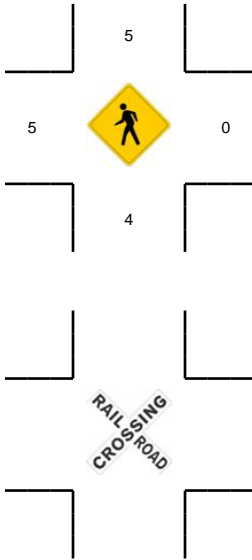
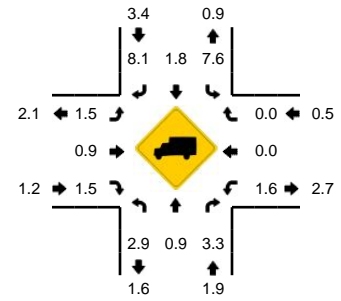


LOCATION: NE 138th Ave -- NE 28th St
CITY/STATE: Vancouver, WA

QC JOB #: 10396413
DATE: 12/4/2008



Peak-Hour: 4:35 PM -- 5:35 PM
Peak 15-Min: 5:05 PM -- 5:20 PM



5-Min Count Period Beginning At	NE 138th Ave (Northbound)				NE 138th Ave (Southbound)				NE 28th St (Eastbound)				NE 28th St (Westbound)				Total	Hourly Totals
	Left	Thru	Right	U	Left	Thru	Right	U	Left	Thru	Right	U	Left	Thru	Right	U		
4:00 PM	10	23	12	0	13	20	8	0	9	29	16	0	6	22	2	0	170	
4:05 PM	15	44	28	0	2	30	4	0	8	25	17	0	9	16	6	0	204	
4:10 PM	18	25	21	0	17	13	5	0	8	29	21	0	8	27	7	0	199	
4:15 PM	13	45	18	0	8	38	6	0	13	25	12	0	7	14	6	0	205	
4:20 PM	10	26	20	0	2	18	9	0	10	38	19	0	11	26	9	0	198	
4:25 PM	12	31	14	0	11	25	4	0	2	31	15	0	13	28	5	0	191	
4:30 PM	8	26	17	0	8	26	6	0	4	31	15	0	16	24	9	0	190	
4:35 PM	20	32	14	0	7	32	7	0	14	28	21	0	17	26	5	0	223	
4:40 PM	17	42	12	0	7	25	1	0	16	25	17	0	12	28	9	0	211	
4:45 PM	10	37	11	0	8	21	9	0	8	38	16	0	12	27	7	0	204	
4:50 PM	22	35	23	0	8	41	3	0	6	24	20	0	3	22	6	0	213	
4:55 PM	6	31	14	0	6	32	9	0	15	23	17	0	12	13	4	0	182	2390
5:00 PM	1	44	19	0	3	22	3	0	11	38	14	0	14	33	5	0	207	2427
5:05 PM	8	52	21	0	8	47	5	0	8	24	10	0	12	13	5	0	213	2436
5:10 PM	14	36	22	0	12	42	2	0	9	29	10	0	5	24	7	0	212	2449
5:15 PM	18	43	26	0	6	36	5	0	11	17	29	0	11	13	6	0	221	2465
5:20 PM	17	36	15	0	10	36	5	0	17	28	16	0	12	15	3	0	210	2477
5:25 PM	13	31	18	0	6	35	4	0	11	28	19	0	10	17	6	0	198	2484
5:30 PM	25	31	18	0	11	31	9	0	11	29	12	0	9	19	2	0	207	2501
5:35 PM	16	39	16	0	3	21	4	0	9	35	19	0	10	21	6	0	199	2477
5:40 PM	13	31	13	0	7	33	11	0	15	18	18	0	11	20	3	0	193	2459
5:45 PM	11	24	12	0	4	28	8	0	11	26	16	0	8	25	3	0	176	2431
5:50 PM	14	29	9	0	4	32	5	0	5	13	10	0	9	23	2	0	155	2373
5:55 PM	12	28	13	0	4	27	6	0	5	30	14	0	13	29	2	0	183	2374
Peak 15-Min Flowrates	Northbound				Southbound				Eastbound				Westbound				Total	
	Left	Thru	Right	U	Left	Thru	Right	U	Left	Thru	Right	U	Left	Thru	Right	U		
All Vehicles	160	524	276	0	104	500	48	0	112	280	196	0	112	200	72	0	2584	
Heavy Trucks	8	4	4		4	4	4		4	0	4		8	0	0		44	
Pedestrians		12				0				8				0			20	
Bicycles																		
Railroad																		
Stopped Buses																		

Comments: