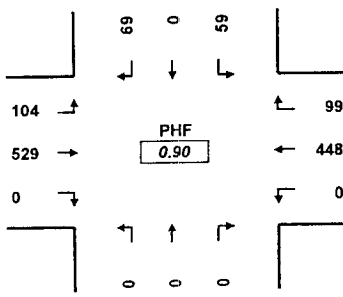


INTERSECTION: NE 58th Ave--NE 63rd St--
 PROJECT ID#: 2040323
 QC JOB #: 10063502

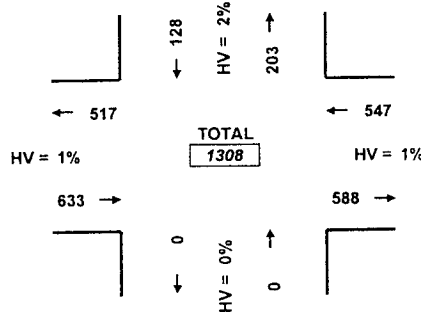
START TIME: 4:00 PM
 END TIME: 6:00 PM
 DATE: 10/27/2004

QC
QUALITY COUNTS
 16285 SW 85th Avenue, Ste. 105
 Tigard, OR 97224
 Phone: 503-620-4242
 Fax: 503-620-4545
 email: jrw@qualitycounts.net
 www.qualitycounts.net

PEAK HOUR TURNING MOVEMENTS



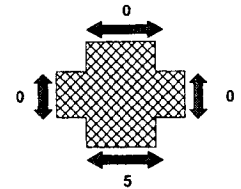
PEAK HOUR LINK VOLUMES



PEAK HOUR: 4:30 PM TO 5:30 PM

PEAK 15 MINUTES: 5:00 PM TO 5:15 PM

PEAK HOUR PED CROSSING VOLUMES



5-MINUTE COUNT PERIOD BEGINNING AT	NE 58th Ave-- (Southbound)			NE 63rd St-- (Westbound)			N/A-- (Northbound)			NE 63rd St-- (Eastbound)			Crosswalk Usage (Peds By Approach)				TOTAL	
	Right	Thru	Left	Right	Thru	Left	Right	Thru	Left	Right	Thru	Left	North	East	South	West	Veh	Peds
4:00 PM	9	0	2	4	27	0	0	0	0	0	35	7	0	0	0	0	84	0
4:05 PM	4	0	6	6	43	0	0	0	0	0	43	4	0	0	0	0	106	0
4:10 PM	8	0	3	3	37	0	0	0	0	0	34	10	0	0	0	0	95	0
4:15 PM	7	0	3	4	44	0	0	0	0	0	35	7	0	0	0	0	100	0
4:20 PM	4	0	5	4	37	0	0	0	0	0	33	8	0	0	0	0	91	0
4:25 PM	3	0	1	6	27	0	0	0	0	0	41	7	0	0	1	0	85	1
4:30 PM	6	0	5	10	42	0	0	0	0	0	27	11	0	0	0	0	101	0
4:35 PM	7	0	10	1	32	0	0	0	0	0	46	14	0	0	0	0	110	1
4:40 PM	7	0	6	11	39	0	0	0	0	0	42	7	0	0	0	0	112	0
4:45 PM	7	0	6	6	32	0	0	0	0	0	34	5	0	0	0	0	90	0
4:50 PM	5	0	3	7	33	0	0	0	0	0	57	6	0	0	0	0	111	0
4:55 PM	3	0	8	9	40	0	0	0	0	0	55	9	0	0	0	0	124	0
5:00 PM	7	0	7	12	45	0	0	0	0	0	45	9	0	0	0	0	125	0
5:05 PM	3	0	7	4	40	0	0	0	0	0	55	9	0	0	0	0	118	0
5:10 PM	5	0	4	11	41	0	0	0	0	0	52	8	0	0	0	0	121	0
5:15 PM	6	0	0	8	36	0	0	0	0	0	42	9	0	0	1	0	101	1
5:20 PM	7	0	2	10	32	0	0	0	0	0	33	6	0	0	2	0	90	2
5:25 PM	6	0	1	10	36	0	0	0	0	0	41	11	0	0	1	0	105	1
5:30 PM	5	0	4	4	46	0	0	0	0	0	38	4	1	0	0	0	101	1
5:35 PM	2	0	4	6	30	0	0	0	0	0	39	3	0	0	2	0	84	2
5:40 PM	8	0	2	10	31	0	0	0	0	0	32	9	0	0	0	0	92	0
5:45 PM	10	0	5	10	32	0	0	0	0	0	33	8	0	0	0	0	98	0
5:50 PM	3	0	6	6	21	0	0	0	0	0	34	10	0	0	0	0	80	0
5:55 PM	3	0	5	8	30	0	0	0	0	0	36	5	0	0	0	0	87	0
HOURLY TOTALS	Southbound			Westbound			Northbound			Eastbound			Pedestrians By Approach				TOTAL	
	Right	Thru	Left	Right	Thru	Left	Right	Thru	Left	Right	Thru	Left	North	East	South	West	Veh	Peds
4:00 PM	70	0	58	71	433	0	0	0	0	0	482	95	0	0	2	0	1209	2
4:15 PM	64	0	65	85	452	0	0	0	0	0	522	100	0	0	2	0	1288	2
4:30 PM	69	0	59	99	448	0	0	0	0	0	529	104	0	0	5	0	1308	5
4:45 PM	64	0	48	97	442	0	0	0	0	0	523	88	1	0	6	0	1262	7
5:00 PM	65	0	47	99	420	0	0	0	0	0	480	91	1	0	6	0	1202	7