

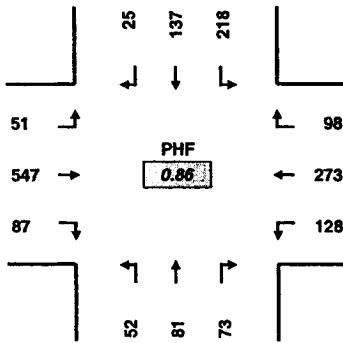
INTERSECTION: NE Hazel Dell Ave--NE 78th St--
 PROJECT ID#: 5605
 QC JOB #: 10102701

START TIME: 7:00 AM
 END TIME: 9:00 AM
 DATE: 7/12/2005

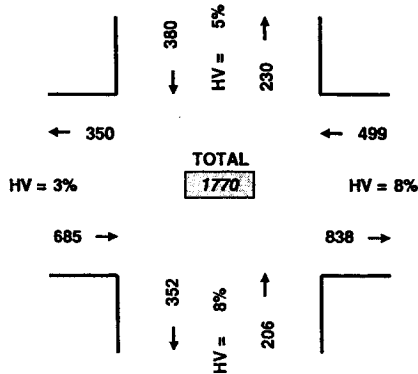


QUALITY COUNTS
 16285 SW 85th Avenue, Ste. 105
 Tigard, OR 97224
 Phone: 503-620-4242
 Fax: 503 620-4545
 email: jrw@qualitycounts.net
 www.qualitycounts.net

PEAK HOUR TURNING MOVEMENTS



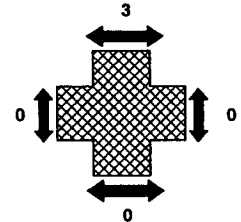
PEAK HOUR LINK VOLUMES



PEAK HOUR: 7:45 AM TO 8:45 AM

PEAK 15 MINUTES: 7:45 AM TO 8:00 AM

PEAK HOUR PED CROSSING VOLUMES



5-MINUTE COUNT PERIOD BEGINNING AT	NE Hazel Dell Ave-- (Southbound)			NE 78th St-- (Westbound)			NE Hazel Dell Ave-- (Northbound)			NE 78th St-- (Eastbound)			Crosswalk Usage (Peds By Approach)				TOTAL	
	Right	Thru	Left	Right	Thru	Left	Right	Thru	Left	Right	Thru	Left	North	East	South	West	Veh	Peds
7:00 AM	0	9	10	7	27	8	6	1	1	1	47	1	0	0	0	0	118	0
7:05 AM	0	6	21	2	23	5	4	2	4	16	50	3	0	0	0	0	136	0
7:10 AM	0	6	12	8	17	5	4	5	2	1	43	5	0	0	0	0	108	0
7:15 AM	0	10	6	5	30	6	5	0	1	8	51	1	0	0	0	0	123	0
7:20 AM	2	14	23	3	22	8	6	5	3	8	36	1	0	1	0	0	131	1
7:25 AM	2	10	12	11	29	10	4	3	1	6	41	3	0	0	0	0	132	0
7:30 AM	2	6	25	5	40	4	9	4	2	10	52	1	0	1	0	0	160	1
7:35 AM	4	13	15	10	23	9	8	3	0	0	20	2	0	0	0	0	107	0
7:40 AM	2	2	8	6	35	14	3	1	0	19	52	2	1	0	0	0	144	1
7:45 AM	1	25	47	5	19	14	0	6	11	11	37	6	0	0	0	0	182	0
7:50 AM	4	10	25	7	19	15	7	7	4	8	43	3	0	0	0	0	152	0
7:55 AM	1	10	12	13	34	14	9	5	5	11	61	3	1	0	0	0	178	1
8:00 AM	4	8	15	7	20	9	5	5	1	8	37	3	1	0	0	0	122	1
8:05 AM	4	13	23	6	23	11	0	5	3	4	29	3	0	0	0	0	124	0
8:10 AM	2	13	13	10	24	7	5	8	8	8	44	4	0	0	0	0	148	0
8:15 AM	0	3	17	3	20	11	9	9	4	9	53	2	0	0	0	0	140	0
8:20 AM	1	6	13	9	17	14	7	8	5	7	41	5	0	0	0	0	133	0
8:25 AM	4	8	11	12	13	5	3	6	2	4	41	6	1	0	0	0	115	1
8:30 AM	2	13	14	10	24	9	9	10	1	6	57	6	0	0	0	0	161	0
8:35 AM	2	9	12	7	29	11	3	5	3	8	60	5	0	0	0	0	154	0
8:40 AM	0	19	16	9	31	8	16	7	5	3	44	5	0	0	0	0	163	0
8:45 AM	2	9	26	10	17	9	6	8	7	13	47	1	0	0	0	0	155	0
8:50 AM	2	6	16	13	33	5	7	9	7	8	59	7	0	1	1	0	172	2
8:55 AM	1	12	16	12	26	13	10	4	2	3	44	3	0	0	0	0	146	0
HOURLY TOTALS	Southbound			Westbound			Northbound			Eastbound			Pedestrians By Approach				TOTAL	
	Right	Thru	Left	Right	Thru	Left	Right	Thru	Left	Right	Thru	Left	West	East	North	South	Veh	Peds
7:00 AM	18	121	216	82	318	112	65	42	34	99	533	31	2	2	0	0	1671	4
7:15 AM	28	134	224	88	318	121	61	52	39	101	503	32	3	2	0	0	1701	5
7:30 AM	29	117	224	93	287	127	65	67	45	99	510	40	4	1	0	0	1703	5
7:45 AM	25	137	218	98	273	128	73	81	52	87	547	51	3	0	0	0	1770	3
8:00 AM	24	119	192	108	277	112	80	84	48	81	556	50	2	1	1	0	1731	4