

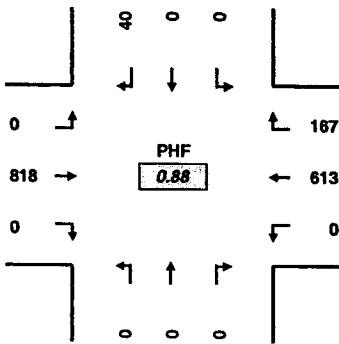
INTERSECTION: NE 6th Ave--78th--  
 PROJECT ID#: 5605  
 QC JOB #: 10102703

START TIME: 7:00 AM  
 END TIME: 9:00 AM  
 DATE: 7/14/2005



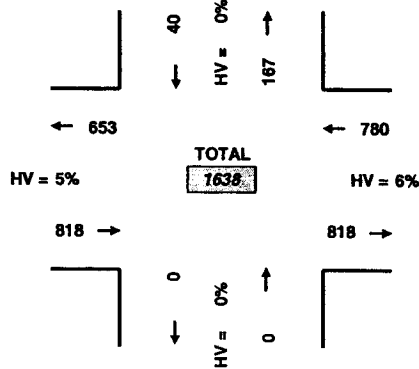
**QUALITY COUNTS**  
 16285 SW 85th Avenue, Ste. 105  
 Tigard, OR 97224  
 Phone: 503-620-4242  
 Fax: 503-620-4545  
 email: jr@qualitycounts.net  
 www.qualitycounts.net

PEAK HOUR TURNING MOVEMENTS



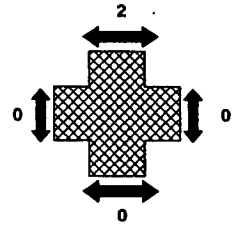
PEAK HOUR: 8:00 AM TO 9:00 AM

PEAK HOUR LINK VOLUMES



PEAK 15 MINUTES: 8:45 AM TO 9:00 AM

PEAK HOUR PED CROSSING VOLUMES



5-MINUTE COUNT PERIOD BEGINNING AT	NE 6th Ave-- (Southbound)			78th-- (Westbound)			N/A-- (Northbound)			78th-- (Eastbound)			Crosswalk Usage (Peds By Approach)				TOTAL	
	Right	Thru	Left	Right	Thru	Left	Right	Thru	Left	Right	Thru	Left	North	East	South	West	Veh	Peds
7:00 AM	1	0	0	9	46	0	0	0	0	41	0	0	0	0	0	0	97	0
7:05 AM	1	0	0	3	34	0	0	0	0	81	0	0	0	0	0	0	119	0
7:10 AM	0	0	0	8	27	0	0	0	0	56	0	0	0	0	0	0	91	0
7:15 AM	0	0	0	9	41	0	0	0	0	54	0	1	0	0	0	0	104	1
7:20 AM	2	0	0	3	39	0	0	0	0	59	0	0	0	0	0	0	103	0
7:25 AM	1	0	0	7	56	0	0	0	0	43	0	0	0	0	0	0	107	0
7:30 AM	2	0	0	11	41	0	0	0	0	60	0	0	0	0	0	0	114	0
7:35 AM	1	0	0	6	55	0	0	0	0	73	0	0	0	0	0	0	135	0
7:40 AM	2	0	0	5	58	0	0	0	0	44	0	0	0	0	0	0	109	0
7:45 AM	3	0	0	6	44	0	0	0	0	95	0	1	0	0	0	0	148	1
7:50 AM	1	0	0	13	60	0	0	0	0	69	0	1	0	0	0	0	143	1
7:55 AM	2	0	0	11	54	0	0	0	0	81	0	1	0	0	0	0	148	1
8:00 AM	1	0	0	12	57	0	0	0	0	58	0	0	0	0	0	0	128	0
8:05 AM	3	0	0	9	49	0	0	0	0	53	0	0	0	0	0	0	114	0
8:10 AM	4	0	0	17	50	0	0	0	0	74	0	1	0	0	0	0	145	1
8:15 AM	5	0	0	15	47	0	0	0	0	68	0	1	0	0	0	0	135	1
8:20 AM	7	0	0	16	32	0	0	0	0	69	0	0	0	0	0	0	124	0
8:25 AM	6	0	0	10	50	0	0	0	0	57	0	0	0	0	0	0	123	0
8:30 AM	1	0	0	10	38	0	0	0	0	74	0	0	0	0	0	0	123	0
8:35 AM	2	0	0	16	56	0	0	0	0	61	0	0	0	0	0	0	135	0
8:40 AM	2	0	0	16	51	0	0	0	0	77	0	0	0	0	0	0	146	0
8:45 AM	2	0	0	16	68	0	0	0	0	81	0	0	0	0	0	0	167	0
8:50 AM	3	0	0	15	46	0	0	0	0	82	0	0	0	0	0	0	146	0
8:55 AM	4	0	0	15	69	0	0	0	0	64	0	0	0	0	0	0	152	0
HOURLY TOTALS	Southbound			Westbound			Northbound			Eastbound			Pedestrians By Approach				TOTAL	
	Right	Thru	Left	Right	Thru	Left	Right	Thru	Left	Right	Thru	Left	North	East	South	West	Veh	Peds
7:00 AM	16	0	0	91	555	0	0	0	0	756	0	4	0	0	0	1418	4	
7:15 AM	22	0	0	109	604	0	0	0	0	763	0	5	0	0	0	1498	5	
7:30 AM	37	0	0	131	597	0	0	0	0	801	0	5	0	0	0	1566	5	
7:45 AM	37	0	0	151	588	0	0	0	0	836	0	5	0	0	0	1612	5	
8:00 AM	40	0	0	167	613	0	0	0	0	818	0	2	0	0	0	1638	2	