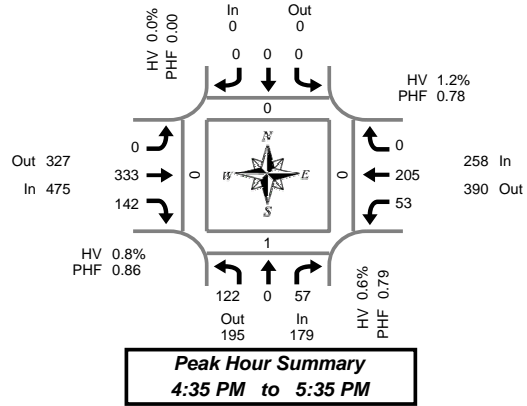


Total Vehicle Summary



Clay Carney
(503) 833-2740



NE 72nd Ave & NE 78th St

Wednesday, March 08, 2006

4:00 PM to 6:00 PM

5-Minute Interval Summary

4:00 PM to 6:00 PM

Interval Start Time	Northbound NE 72nd Ave				Southbound NE 72nd Ave				Eastbound NE 78th St				Westbound NE 78th St				Interval Total	Pedestrians Crosswalk			
	L	T	R	Bikes	L	T	R	Bikes	L	T	R	Bikes	L	T	R	Bikes		North	South	East	West
4:00 PM	7	0	5	0	0	0	0	0	0	32	20	0	6	11	0	0	81	0	0	0	0
4:05 PM	9	0	1	0	0	0	0	0	0	22	10	0	5	14	0	0	61	0	0	0	0
4:10 PM	2	0	5	0	0	0	0	0	0	28	6	0	1	8	0	0	50	0	0	0	0
4:15 PM	5	0	6	0	0	0	0	0	0	45	8	0	5	9	0	0	78	0	0	0	0
4:20 PM	6	0	4	0	0	0	0	0	0	23	7	0	2	20	0	0	62	0	0	0	0
4:25 PM	12	0	2	0	0	0	0	0	0	20	8	0	1	10	0	0	53	0	0	0	0
4:30 PM	9	0	2	0	0	0	0	0	0	20	12	0	6	27	0	0	76	0	0	0	0
4:35 PM	20	0	4	0	0	0	0	0	0	35	10	0	5	13	0	0	87	0	0	0	0
4:40 PM	12	0	4	0	0	0	0	0	0	19	12	0	5	23	0	0	75	0	0	0	0
4:45 PM	12	0	5	0	0	0	0	0	0	23	12	0	5	19	0	0	76	0	0	0	0
4:50 PM	7	0	3	0	0	0	0	0	0	30	11	0	4	15	0	0	70	0	0	0	0
4:55 PM	13	0	6	0	0	0	0	0	0	21	5	0	2	14	0	1	61	0	0	0	0
5:00 PM	5	0	2	0	0	0	0	0	0	27	7	0	3	18	0	0	62	0	1	0	0
5:05 PM	15	0	5	0	0	0	0	0	0	35	13	0	9	27	0	0	104	0	0	0	0
5:10 PM	11	0	6	0	0	0	0	0	0	21	15	0	6	20	0	0	79	0	0	0	0
5:15 PM	11	0	6	0	0	0	0	0	0	25	16	0	3	16	0	0	77	0	0	0	0
5:20 PM	5	0	2	0	0	0	0	0	0	32	16	0	2	10	0	0	67	0	0	0	0
5:25 PM	3	0	6	0	0	0	0	0	0	26	7	0	6	15	0	0	63	0	0	0	0
5:30 PM	8	0	8	0	0	0	0	0	0	39	18	0	3	15	0	0	91	0	0	0	0
5:35 PM	3	0	3	0	0	0	0	0	0	33	9	0	1	22	0	0	71	0	0	0	0
5:40 PM	7	0	5	0	0	0	0	0	0	25	7	0	6	19	0	0	69	0	0	0	0
5:45 PM	9	0	8	0	0	0	0	0	0	29	17	0	7	12	0	0	82	0	0	0	0
5:50 PM	11	0	5	0	0	0	0	0	0	29	4	0	2	13	0	0	64	0	0	0	0
5:55 PM	7	0	4	0	0	0	0	0	0	16	9	0	3	14	0	0	53	0	0	0	0
Total Survey	209	0	107	0	0	0	0	0	0	655	259	0	98	384	0	1	1,712	0	1	0	0

15-Minute Interval Summary

4:00 PM to 6:00 PM

Interval Start Time	Northbound NE 72nd Ave				Southbound NE 72nd Ave				Eastbound NE 78th St				Westbound NE 78th St				Interval Total	Pedestrians Crosswalk			
	L	T	R	Bikes	L	T	R	Bikes	L	T	R	Bikes	L	T	R	Bikes		North	South	East	West
4:00 PM	18	0	11	0	0	0	0	0	0	82	36	0	12	33	0	0	192	0	0	0	0
4:15 PM	23	0	12	0	0	0	0	0	0	88	23	0	8	39	0	0	193	0	0	0	0
4:30 PM	41	0	10	0	0	0	0	0	0	74	34	0	16	63	0	0	238	0	0	0	0
4:45 PM	32	0	14	0	0	0	0	0	0	74	28	0	11	48	0	1	207	0	0	0	0
5:00 PM	31	0	13	0	0	0	0	0	0	83	35	0	18	65	0	0	245	0	1	0	0
5:15 PM	19	0	14	0	0	0	0	0	0	83	39	0	11	41	0	0	207	0	0	0	0
5:30 PM	18	0	16	0	0	0	0	0	0	97	34	0	10	56	0	0	231	0	0	0	0
5:45 PM	27	0	17	0	0	0	0	0	0	74	30	0	12	39	0	0	199	0	0	0	0
Total Survey	209	0	107	0	0	0	0	0	0	655	259	0	98	384	0	1	1,712	0	1	0	0

Peak Hour Summary

4:35 PM to 5:35 PM

By Approach	Northbound NE 72nd Ave				Southbound NE 72nd Ave				Eastbound NE 78th St				Westbound NE 78th St				Total	Pedestrians Crosswalk			
	In	Out	Total	Bikes	In	Out	Total	Bikes	In	Out	Total	Bikes	In	Out	Total	Bikes		North	South	East	West
Volume	179	195	374	0	0	0	0	0	475	327	802	0	258	390	648	1	912	0	1	0	0
%HV	0.6%				0.0%				0.8%				1.2%				0.9%				
PHF	0.79				0.00				0.86				0.78				0.88				

By Movement	Northbound NE 72nd Ave				Southbound NE 72nd Ave				Eastbound NE 78th St				Westbound NE 78th St				Total
	L	T	R	Total	L	T	R	Total	L	T	R	Total	L	T	R	Total	
Volume	122	0	57	179	0	0	0	0	333	142	475	0	53	205	0	258	912
%HV	0.8%	0.0%	0.0%	0.6%	0.0%	0.0%	0.0%	0.0%	0.0%	0.6%	1.4%	0.8%	0.0%	1.5%	0.0%	1.2%	0.9%
PHF	0.69	0.00	0.84	0.79	0.00	0.00	0.00	0.00	0.00	0.86	0.76	0.86	0.74	0.79	0.00	0.78	0.88

Rolling Hour Summary

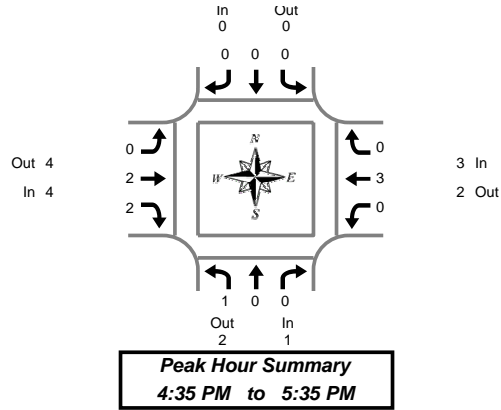
4:00 PM to 6:00 PM

Interval Start Time	Northbound NE 72nd Ave				Southbound NE 72nd Ave				Eastbound NE 78th St				Westbound NE 78th St				Interval Total	Pedestrians Crosswalk			
	L	T	R	Bikes	L	T	R	Bikes	L	T	R	Bikes	L	T	R	Bikes		North	South	East	West
4:00 PM	114	0	47	0	0	0	0	0	0	318	121	0	47	183	0	1	830	0	0	0	0
4:15 PM	127	0	49	0	0	0	0	0	0	319	120	0	53	215	0	1	883	0	1	0	0
4:30 PM	123	0	51	0	0	0	0	0	0	314	136	0	56	217	0	1	897	0	1	0	0
4:45 PM	100	0	57	0	0	0	0	0	0	337	136	0	50	210	0	1	890	0	1	0	0
5:00 PM	95	0	60	0	0	0	0	0	0	337	138	0	51	201	0	0	882	0	1	0	0

Heavy Vehicle Summary



Clay Carney
(503) 833-2740



NE 72nd Ave & NE 78th St

Wednesday, March 08, 2006

4:00 PM to 6:00 PM

Heavy Vehicle 5-Minute Interval Summary

4:00 PM to 6:00 PM

Interval Start Time	Northbound NE 72nd Ave				Southbound NE 72nd Ave				Eastbound NE 78th St				Westbound NE 78th St				Interval Total
	L	T	R	Total	L	T	R	Total	L	T	R	Total	L	T	R	Total	
4:00 PM	0	0	0	0	0	0	0	0	0	1	0	1	0	0	0	0	1
4:05 PM	0	0	1	1	0	0	0	0	0	1	0	1	0	0	0	0	2
4:10 PM	0	0	0	0	0	0	0	0	0	0	0	0	0	0	0	0	0
4:15 PM	0	0	0	0	0	0	0	0	0	0	0	0	0	0	0	0	0
4:20 PM	0	0	0	0	0	0	0	0	0	0	0	0	0	0	0	0	0
4:25 PM	0	0	0	0	0	0	0	0	0	0	0	0	0	0	0	0	0
4:30 PM	0	0	0	0	0	0	0	0	0	2	0	2	0	1	0	1	3
4:35 PM	0	0	0	0	0	0	0	0	0	0	0	0	0	0	0	0	0
4:40 PM	1	0	0	1	0	0	0	0	0	0	1	1	0	2	0	2	4
4:45 PM	0	0	0	0	0	0	0	0	0	0	0	0	0	0	0	0	0
4:50 PM	0	0	0	0	0	0	0	0	0	0	0	0	0	0	0	0	0
4:55 PM	0	0	0	0	0	0	0	0	0	1	0	1	0	0	0	0	1
5:00 PM	0	0	0	0	0	0	0	0	0	0	0	0	0	0	0	0	0
5:05 PM	0	0	0	0	0	0	0	0	0	0	0	0	0	0	0	0	0
5:10 PM	0	0	0	0	0	0	0	0	0	0	0	0	0	0	0	0	0
5:15 PM	0	0	0	0	0	0	0	0	0	1	0	1	0	0	0	0	1
5:20 PM	0	0	0	0	0	0	0	0	0	0	1	1	0	0	0	0	1
5:25 PM	0	0	0	0	0	0	0	0	0	0	0	0	0	1	0	1	1
5:30 PM	0	0	0	0	0	0	0	0	0	0	0	0	0	0	0	0	0
5:35 PM	0	0	0	0	0	0	0	0	0	0	0	0	0	0	0	0	0
5:40 PM	0	0	0	0	0	0	0	0	0	0	0	0	0	0	0	0	0
5:45 PM	0	0	0	0	0	0	0	0	0	0	0	0	0	0	0	0	0
5:50 PM	0	0	0	0	0	0	0	0	0	0	0	0	0	0	0	0	0
5:55 PM	0	0	0	0	0	0	0	0	0	0	0	0	0	0	0	0	0
Total Survey	1	0	1	2	0	0	0	0	0	6	2	8	0	4	0	4	14

Heavy Vehicle 15-Minute Interval Summary

4:00 PM to 6:00 PM

Interval Start Time	Northbound NE 72nd Ave				Southbound NE 72nd Ave				Eastbound NE 78th St				Westbound NE 78th St				Interval Total
	L	T	R	Total	L	T	R	Total	L	T	R	Total	L	T	R	Total	
4:00 PM	0	0	1	1	0	0	0	0	0	2	0	2	0	0	0	0	3
4:15 PM	0	0	0	0	0	0	0	0	0	0	0	0	0	0	0	0	0
4:30 PM	1	0	0	1	0	0	0	0	0	2	1	3	0	3	0	3	7
4:45 PM	0	0	0	0	0	0	0	0	0	1	0	1	0	0	0	0	1
5:00 PM	0	0	0	0	0	0	0	0	0	0	0	0	0	0	0	0	0
5:15 PM	0	0	0	0	0	0	0	0	0	1	1	2	0	1	0	1	3
5:30 PM	0	0	0	0	0	0	0	0	0	0	0	0	0	0	0	0	0
5:45 PM	0	0	0	0	0	0	0	0	0	0	0	0	0	0	0	0	0
Total Survey	1	0	1	2	0	0	0	0	0	6	2	8	0	4	0	4	14

Heavy Vehicle Peak Hour Summary

4:35 PM to 5:35 PM

By Approach	Northbound NE 72nd Ave			Southbound NE 72nd Ave			Eastbound NE 78th St			Westbound NE 78th St			Total
	In	Out	Total	In	Out	Total	In	Out	Total	In	Out	Total	
Volume	1	2	3	0	0	0	4	4	8	3	2	5	8
PHF	0.25			0.00			0.50			0.38			0.50

By Movement	Northbound NE 72nd Ave				Southbound NE 72nd Ave				Eastbound NE 78th St				Westbound NE 78th St				Total
	L	T	R	Total	L	T	R	Total	L	T	R	Total	L	T	R	Total	
Volume	1	0	0	1	0	0	0	0	0	2	2	4	0	3	0	3	8
PHF	0.25	0.00	0.00	0.25	0.00	0.00	0.00	0.00	0.00	0.50	0.50	0.50	0.00	0.38	0.00	0.38	0.50

Heavy Vehicle Rolling Hour Summary

4:00 PM to 6:00 PM

Interval Start Time	Northbound NE 72nd Ave				Southbound NE 72nd Ave				Eastbound NE 78th St				Westbound NE 78th St				Interval Total
	L	T	R	Total	L	T	R	Total	L	T	R	Total	L	T	R	Total	
4:00 PM	1	0	1	2	0	0	0	0	0	5	1	6	0	3	0	3	11
4:15 PM	1	0	0	1	0	0	0	0	0	3	1	4	0	3	0	3	8
4:30 PM	1	0	0	1	0	0	0	0	0	4	2	6	0	4	0	4	11
4:45 PM	0	0	0	0	0	0	0	0	0	2	1	3	0	1	0	1	4
5:00 PM	0	0	0	0	0	0	0	0	0	1	1	2	0	1	0	1	3

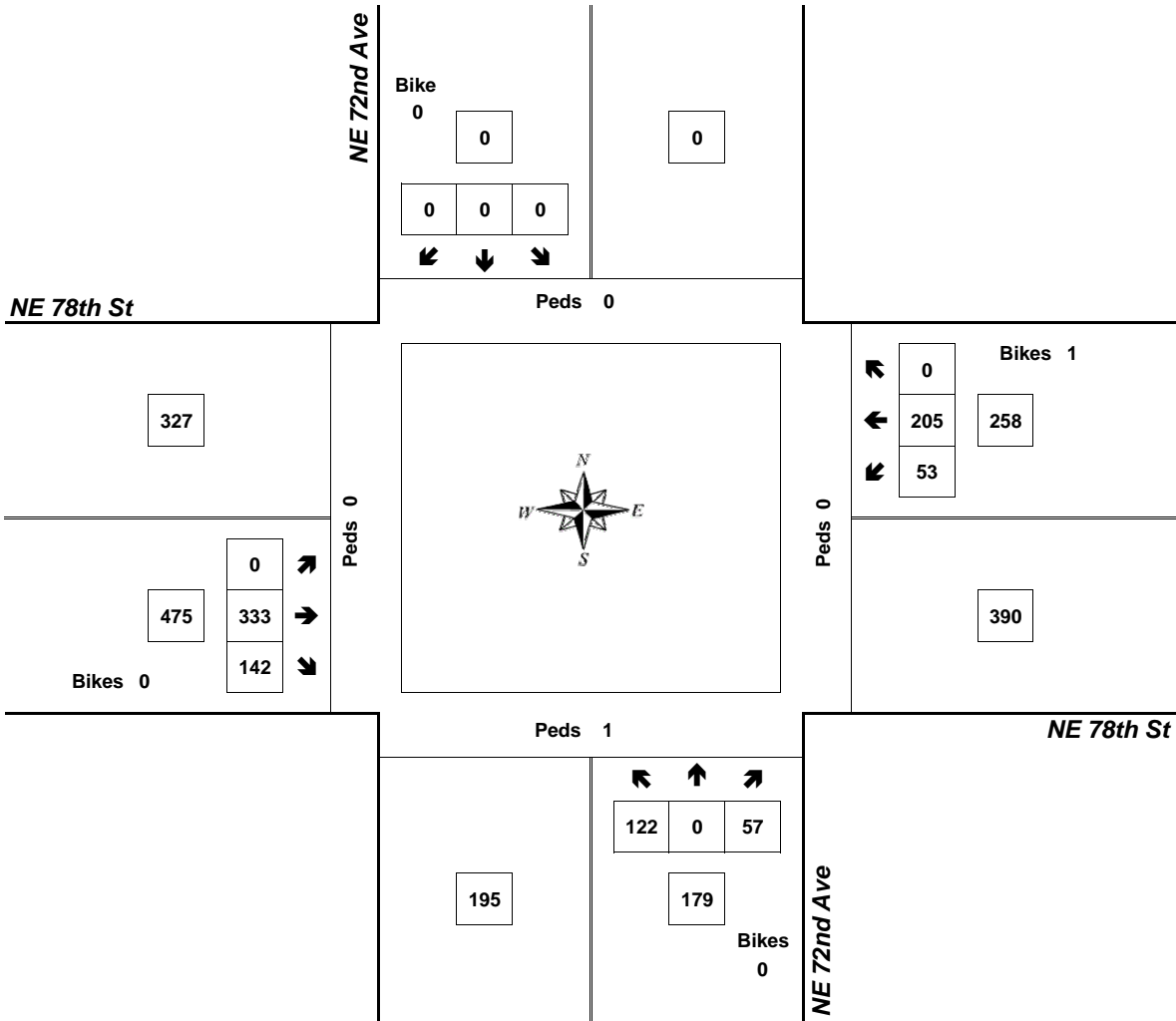
Peak Hour Summary



Clay Carney
(503) 833-2740

NE 72nd Ave & NE 78th St

4:35 PM to 5:35 PM
Wednesday, March 08, 2006



Approach	PHF	HV%	Volume
EB	0.86	0.8%	475
WB	0.78	1.2%	258
NB	0.79	0.6%	179
SB	0.00	0.0%	0
Intersection	0.88	0.9%	912

Count Period: 4:00 PM to 6:00 PM