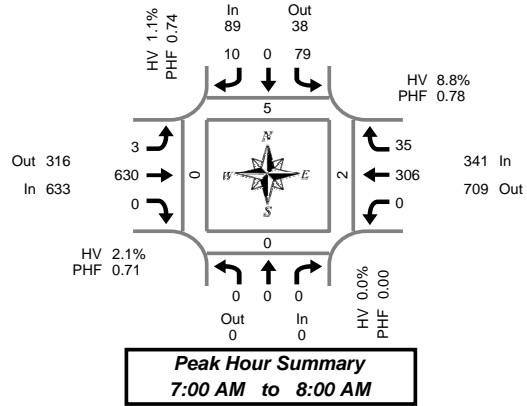


Total Vehicle Summary



Clay Carney
(503) 833-2740



NW 11th Ave & NW 99th St

Wednesday, March 08, 2006

7:00 AM to 9:00 AM

Peak Hour Summary
7:00 AM to 8:00 AM

5-Minute Interval Summary

7:00 AM to 9:00 AM

Interval Start Time	Northbound NW 11th Ave				Southbound NW 11th Ave				Eastbound NW 99th St				Westbound NW 99th St				Interval Total	Pedestrians Crosswalk				
	L	T	R	Bikes	L	T	R	Bikes	L	T	R	Bikes	L	T	R	Bikes		North	South	East	West	
7:00 AM	0	0	0	0	4	0	0	0	0	54	0	0	0	19	4	0	0	81	1	0	0	0
7:05 AM	0	0	0	0	9	0	0	0	0	57	0	0	0	23	8	0	0	97	1	0	0	0
7:10 AM	0	0	0	0	10	0	1	0	1	72	0	0	0	23	3	0	0	110	1	0	0	0
7:15 AM	0	0	0	0	5	0	1	0	1	93	0	0	0	26	3	0	0	129	1	0	0	0
7:20 AM	0	0	0	0	11	0	2	1	0	55	0	0	0	24	3	0	0	95	0	0	0	0
7:25 AM	0	0	0	0	4	0	0	0	0	37	0	0	0	39	3	0	0	83	1	0	2	0
7:30 AM	0	0	0	0	6	0	0	0	0	44	0	0	0	39	2	0	0	91	0	0	0	0
7:35 AM	0	0	0	0	3	0	3	0	1	49	0	0	0	22	2	0	0	80	0	0	0	0
7:40 AM	0	0	0	0	4	0	0	0	0	43	0	0	0	27	2	0	0	76	0	0	0	0
7:45 AM	0	0	0	0	11	0	0	1	0	46	0	0	0	29	1	0	0	87	1	0	0	0
7:50 AM	0	0	0	0	7	0	2	0	0	35	0	0	0	20	2	0	0	66	0	0	0	0
7:55 AM	0	0	0	0	5	0	1	0	0	45	0	0	0	15	2	0	0	68	0	0	0	0
8:00 AM	0	0	0	0	4	0	2	0	0	36	0	0	0	32	1	0	0	75	1	0	0	0
8:05 AM	0	0	0	0	2	0	0	0	0	54	0	0	0	24	2	0	0	82	0	0	0	0
8:10 AM	0	0	0	0	3	0	0	0	0	44	0	0	0	28	1	0	0	76	0	0	0	0
8:15 AM	0	0	0	0	6	0	1	0	0	59	0	0	0	25	1	0	0	92	0	0	0	0
8:20 AM	0	0	0	0	7	0	2	0	0	45	0	0	0	26	0	0	0	80	2	0	0	0
8:25 AM	0	0	0	0	6	0	3	0	1	59	0	0	0	33	2	1	0	104	1	0	0	0
8:30 AM	0	0	0	0	8	0	0	0	1	42	0	0	0	21	2	0	0	74	0	0	0	0
8:35 AM	0	0	0	0	7	0	0	0	2	58	0	0	0	22	4	0	0	93	0	0	0	0
8:40 AM	0	0	0	0	12	0	2	0	0	53	0	1	0	28	0	0	0	95	0	0	0	0
8:45 AM	0	0	0	0	2	0	1	0	0	35	0	1	0	28	3	0	0	69	0	0	0	0
8:50 AM	0	0	0	0	5	0	0	0	0	61	0	0	0	23	2	0	0	91	1	0	0	0
8:55 AM	0	0	0	0	7	0	0	0	0	37	0	0	0	21	4	0	0	69	0	0	0	0
Total Survey	0	0	0	0	148	0	21	2	7	1,213	0	2	0	617	57	1	0	2,063	10	0	2	0

15-Minute Interval Summary

7:00 AM to 9:00 AM

Interval Start Time	Northbound NW 11th Ave				Southbound NW 11th Ave				Eastbound NW 99th St				Westbound NW 99th St				Interval Total	Pedestrians Crosswalk				
	L	T	R	Bikes	L	T	R	Bikes	L	T	R	Bikes	L	T	R	Bikes		North	South	East	West	
7:00 AM	0	0	0	0	23	0	1	0	1	183	0	0	0	65	15	0	0	288	2	0	0	0
7:15 AM	0	0	0	0	20	0	3	1	1	185	0	0	0	89	9	0	0	307	2	0	2	0
7:30 AM	0	0	0	0	13	0	3	0	1	136	0	0	0	88	6	0	0	247	0	0	0	0
7:45 AM	0	0	0	0	23	0	3	1	0	126	0	0	0	64	5	0	0	221	1	0	0	0
8:00 AM	0	0	0	0	9	0	2	0	0	134	0	0	0	84	4	0	0	233	1	0	0	0
8:15 AM	0	0	0	0	19	0	6	0	1	163	0	0	0	84	3	1	0	276	3	0	0	0
8:30 AM	0	0	0	0	27	0	2	0	3	153	0	1	0	71	6	0	0	262	0	0	0	0
8:45 AM	0	0	0	0	14	0	1	0	0	133	0	1	0	72	9	0	0	229	1	0	0	0
Total Survey	0	0	0	0	148	0	21	2	7	1,213	0	2	0	617	57	1	0	2,063	10	0	2	0

Peak Hour Summary

7:00 AM to 8:00 AM

By Approach	Northbound NW 11th Ave				Southbound NW 11th Ave				Eastbound NW 99th St				Westbound NW 99th St				Total	Pedestrians Crosswalk			
	In	Out	Total	Bikes	In	Out	Total	Bikes	In	Out	Total	Bikes	In	Out	Total	Bikes		North	South	East	West
Volume	0	0	0	0	89	38	127	2	633	316	949	0	341	709	1,050	0	1,063	5	0	2	0
%HV	0.0%				1.1%				2.1%				8.8%				4.1%				
PHF	0.00				0.74				0.71				0.78				0.79				

By Movement	Northbound NW 11th Ave				Southbound NW 11th Ave				Eastbound NW 99th St				Westbound NW 99th St				Total
	L	T	R	Total	L	T	R	Total	L	T	R	Total	L	T	R	Total	
Volume	0	0	0	0	79	0	10	89	3	630	0	633	0	306	35	341	1,063
%HV	0.0%	0.0%	0.0%	0.0%	0.0%	0.0%	10.0%	1.1%	0.0%	2.1%	0.0%	2.1%	0.0%	7.8%	17.1%	8.8%	4.1%
PHF	0.00	0.00	0.00	0.00	0.76	0.00	0.63	0.74	0.38	0.71	0.00	0.71	0.00	0.75	0.58	0.78	0.79

Rolling Hour Summary

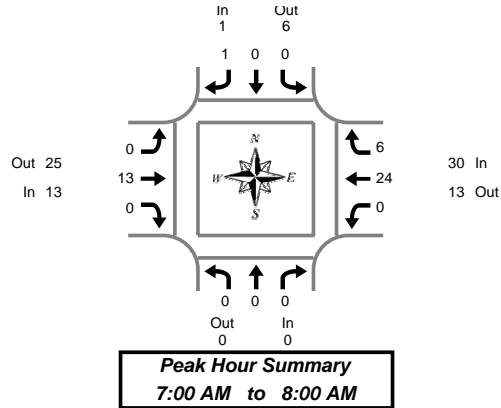
7:00 AM to 9:00 AM

Interval Start Time	Northbound NW 11th Ave				Southbound NW 11th Ave				Eastbound NW 99th St				Westbound NW 99th St				Interval Total	Pedestrians Crosswalk			
	L	T	R	Bikes	L	T	R	Bikes	L	T	R	Bikes	L	T	R	Bikes		North	South	East	West
7:00 AM	0	0	0	0	79	0	10	2	3	630	0	0	0	306	35	0	1,063	5	0	2	0
7:15 AM	0	0	0	0	65	0	11	2	2	581	0	0	0	325	24	0	1,008	4	0	2	0
7:30 AM	0	0	0	0	64	0	14	1	2	559	0	0	0	320	18	1	977	5	0	0	0
7:45 AM	0	0	0	0	78	0	13	1	4	576	0	1	0	303	18	1	992	5	0	0	0
8:00 AM	0	0	0	0	69	0	11	0	4	583	0	2	0	311	22	1	1,000	5	0	0	0

Heavy Vehicle Summary



Clay Carney
(503) 833-2740



NW 11th Ave & NW 99th St

Wednesday, March 08, 2006

7:00 AM to 9:00 AM

Heavy Vehicle 5-Minute Interval Summary 7:00 AM to 9:00 AM

Interval Start Time	Northbound NW 11th Ave				Southbound NW 11th Ave				Eastbound NW 99th St				Westbound NW 99th St				Interval Total
	L	T	R	Total	L	T	R	Total	L	T	R	Total	L	T	R	Total	
7:00 AM	0	0	0	0	0	0	0	0	0	2	0	2	0	1	0	1	3
7:05 AM	0	0	0	0	0	0	0	0	0	1	0	1	0	1	0	1	2
7:10 AM	0	0	0	0	0	0	0	0	0	2	0	2	0	1	0	1	3
7:15 AM	0	0	0	0	0	0	0	0	0	1	0	1	0	3	1	4	5
7:20 AM	0	0	0	0	0	0	0	0	0	1	0	1	0	2	0	2	3
7:25 AM	0	0	0	0	0	0	0	0	0	1	0	1	0	3	0	3	4
7:30 AM	0	0	0	0	0	0	0	0	0	2	0	2	0	5	2	7	9
7:35 AM	0	0	0	0	0	0	0	0	0	1	0	1	0	1	0	1	2
7:40 AM	0	0	0	0	0	0	0	0	0	0	0	0	0	1	2	3	3
7:45 AM	0	0	0	0	0	0	0	0	0	1	0	1	0	2	1	3	4
7:50 AM	0	0	0	0	0	0	1	1	0	0	0	0	0	1	0	1	2
7:55 AM	0	0	0	0	0	0	0	0	0	1	0	1	0	3	0	3	4
8:00 AM	0	0	0	0	0	0	0	0	0	2	0	2	0	6	1	7	9
8:05 AM	0	0	0	0	0	0	0	0	0	2	0	2	0	1	0	1	3
8:10 AM	0	0	0	0	0	0	0	0	0	2	0	2	0	2	0	2	4
8:15 AM	0	0	0	0	0	0	0	0	0	2	0	2	0	2	0	2	4
8:20 AM	0	0	0	0	1	0	1	2	0	1	0	1	0	4	0	4	7
8:25 AM	0	0	0	0	0	0	0	0	0	0	0	0	0	4	0	4	4
8:30 AM	0	0	0	0	0	0	0	0	0	2	0	2	0	2	0	2	4
8:35 AM	0	0	0	0	0	0	0	0	1	2	0	3	0	2	0	2	5
8:40 AM	0	0	0	0	2	0	1	3	0	4	0	4	0	1	0	1	8
8:45 AM	0	0	0	0	0	0	1	1	0	1	0	1	0	2	0	2	4
8:50 AM	0	0	0	0	0	0	0	0	0	4	0	4	0	2	0	2	6
8:55 AM	0	0	0	0	1	0	0	1	0	3	0	3	0	1	0	1	5
Total Survey	0	0	0	0	4	0	4	8	1	38	0	39	0	53	7	60	107

Heavy Vehicle 15-Minute Interval Summary 7:00 AM to 9:00 AM

Interval Start Time	Northbound NW 11th Ave				Southbound NW 11th Ave				Eastbound NW 99th St				Westbound NW 99th St				Interval Total
	L	T	R	Total	L	T	R	Total	L	T	R	Total	L	T	R	Total	
7:00 AM	0	0	0	0	0	0	0	0	0	5	0	5	0	3	0	3	8
7:15 AM	0	0	0	0	0	0	0	0	0	3	0	3	0	8	1	9	12
7:30 AM	0	0	0	0	0	0	0	0	0	3	0	3	0	7	4	11	14
7:45 AM	0	0	0	0	0	0	1	1	0	2	0	2	0	6	1	7	10
8:00 AM	0	0	0	0	0	0	0	0	0	6	0	6	0	9	1	10	16
8:15 AM	0	0	0	0	1	0	1	2	0	3	0	3	0	10	0	10	15
8:30 AM	0	0	0	0	2	0	1	3	1	8	0	9	0	5	0	5	17
8:45 AM	0	0	0	0	1	0	1	2	0	8	0	8	0	5	0	5	15
Total Survey	0	0	0	0	4	0	4	8	1	38	0	39	0	53	7	60	107

Heavy Vehicle Peak Hour Summary 7:00 AM to 8:00 AM

By Approach	Northbound NW 11th Ave			Southbound NW 11th Ave			Eastbound NW 99th St			Westbound NW 99th St			Total
	In	Out	Total	In	Out	Total	In	Out	Total	In	Out	Total	
Volume	0	0	0	1	6	7	13	25	38	30	13	43	44
PHF	0.00			0.25			0.65			0.63			0.69

By Movement	Northbound NW 11th Ave				Southbound NW 11th Ave				Eastbound NW 99th St				Westbound NW 99th St				Total
	L	T	R	Total	L	T	R	Total	L	T	R	Total	L	T	R	Total	
Volume	0	0	0	0	0	0	1	1	0	13	0	13	0	24	6	30	44
PHF	0.00	0.00	0.00	0.00	0.00	0.00	0.25	0.25	0.00	0.65	0.00	0.65	0.00	0.60	0.38	0.63	0.69

Heavy Vehicle Rolling Hour Summary 7:00 AM to 9:00 AM

Interval Start Time	Northbound NW 11th Ave				Southbound NW 11th Ave				Eastbound NW 99th St				Westbound NW 99th St				Interval Total
	L	T	R	Total	L	T	R	Total	L	T	R	Total	L	T	R	Total	
7:00 AM	0	0	0	0	0	0	1	1	0	13	0	13	0	24	6	30	44
7:15 AM	0	0	0	0	0	0	1	1	0	14	0	14	0	30	7	37	52
7:30 AM	0	0	0	0	1	0	2	3	0	14	0	14	0	32	6	38	55
7:45 AM	0	0	0	0	3	0	3	6	1	19	0	20	0	30	2	32	58
8:00 AM	0	0	0	0	4	0	3	7	1	25	0	26	0	29	1	30	63

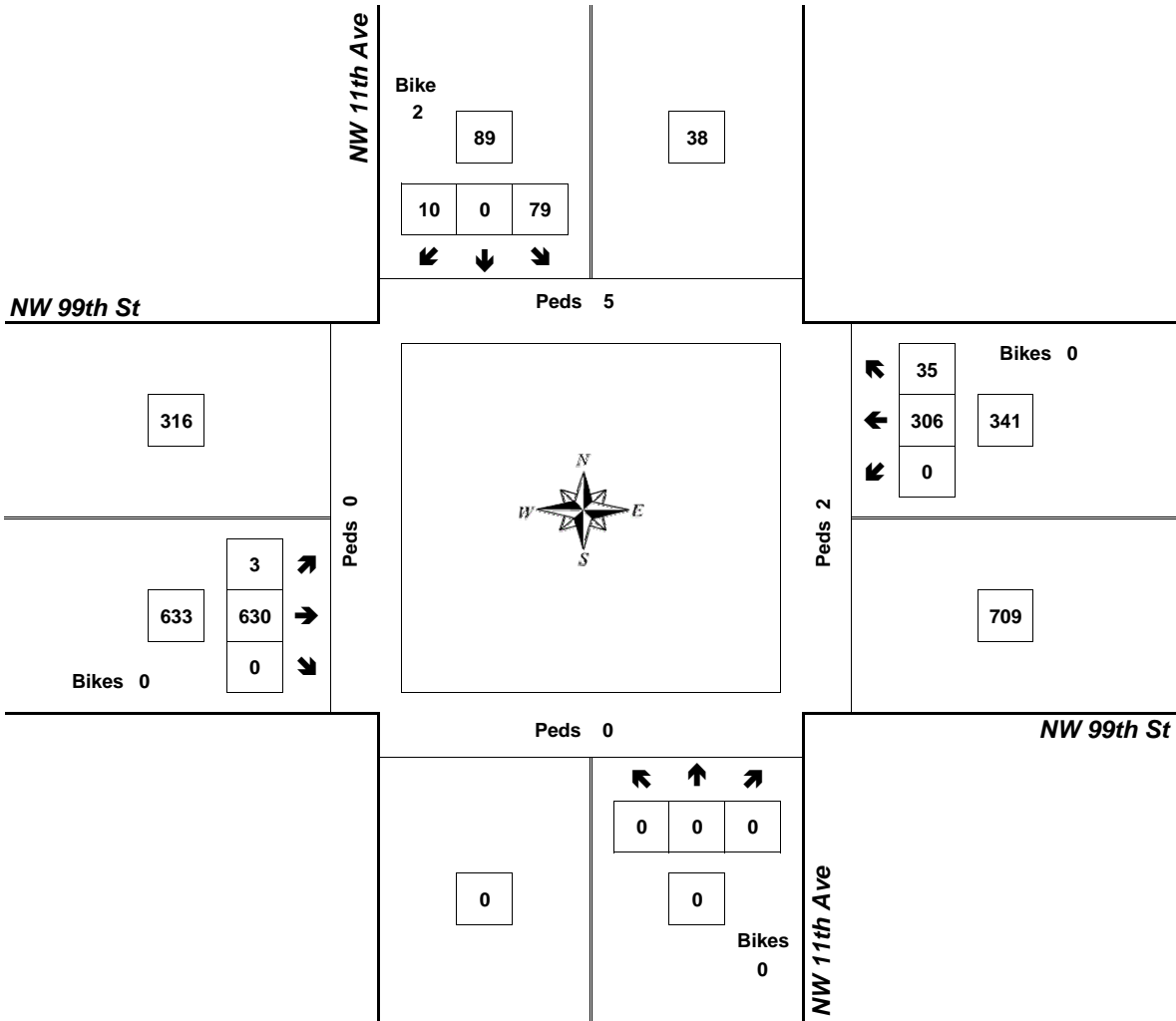
Peak Hour Summary



Clay Carney
(503) 833-2740

NW 11th Ave & NW 99th St

7:00 AM to 8:00 AM
Wednesday, March 08, 2006



Approach	PHF	HV%	Volume
EB	0.71	2.1%	633
WB	0.78	8.8%	341
NB	0.00	0.0%	0
SB	0.74	1.1%	89
Intersection	0.79	4.1%	1,063

Count Period: 7:00 AM to 9:00 AM