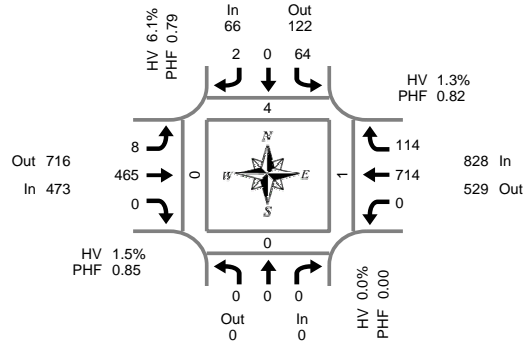


Total Vehicle Summary



Clay Carney
(503) 833-2740



Peak Hour Summary
4:50 PM to 5:50 PM

NW 11th Ave & NW 99th St

Wednesday, March 08, 2006

4:00 PM to 6:00 PM

5-Minute Interval Summary

4:00 PM to 6:00 PM

Interval Start Time	Northbound NW 11th Ave				Southbound NW 11th Ave				Eastbound NW 99th St				Westbound NW 99th St				Interval Total	Pedestrians Crosswalk				
	L	T	R	Bikes	L	T	R	Bikes	L	T	R	Bikes	L	T	R	Bikes		North	South	East	West	
4:00 PM	0	0	0	0	6	0	0	0	0	31	0	0	0	47	9	0	0	93	0	0	0	0
4:05 PM	0	0	0	0	4	0	2	0	0	45	0	0	0	53	5	0	0	109	0	0	0	0
4:10 PM	0	0	0	0	5	0	1	0	0	43	0	0	0	55	3	0	0	107	1	0	0	0
4:15 PM	0	0	0	0	6	0	0	0	2	46	0	0	0	51	4	0	0	109	0	0	0	0
4:20 PM	0	0	0	0	4	0	1	0	1	24	0	0	0	54	9	0	0	93	0	0	0	1
4:25 PM	0	0	0	0	5	0	0	0	0	36	0	0	0	66	10	0	0	117	0	0	0	0
4:30 PM	0	0	0	0	8	0	0	0	1	29	0	0	0	56	7	1	0	101	0	0	0	0
4:35 PM	0	0	0	0	2	0	0	0	1	33	0	0	0	73	12	0	0	121	0	0	0	0
4:40 PM	0	0	0	0	6	0	1	0	0	43	0	0	0	48	7	0	0	105	0	0	0	0
4:45 PM	0	0	0	0	3	0	1	0	0	40	0	0	0	62	5	0	0	111	0	0	0	0
4:50 PM	0	0	0	0	3	0	0	0	2	49	0	0	0	58	10	1	0	122	0	0	0	0
4:55 PM	0	0	0	0	4	0	1	0	2	32	0	0	0	59	10	0	0	108	0	0	0	0
5:00 PM	0	0	0	0	9	0	1	0	2	31	0	0	0	65	6	0	0	114	0	0	1	0
5:05 PM	0	0	0	0	4	0	0	0	0	36	0	0	0	59	16	0	0	115	1	0	0	0
5:10 PM	0	0	0	0	7	0	0	0	0	22	0	0	0	78	13	0	0	120	0	0	0	0
5:15 PM	0	0	0	0	8	0	0	0	0	37	0	1	0	74	13	0	0	132	1	0	0	0
5:20 PM	0	0	0	0	4	0	0	0	0	47	0	0	0	44	4	0	0	99	0	0	0	0
5:25 PM	0	0	0	0	2	0	0	0	1	40	0	0	0	54	11	0	0	108	0	0	0	0
5:30 PM	0	0	0	0	6	0	0	0	0	33	0	1	0	62	9	0	0	110	0	0	0	0
5:35 PM	0	0	0	0	5	0	0	0	0	43	0	0	0	57	2	0	0	107	0	0	0	0
5:40 PM	0	0	0	0	3	0	0	0	1	46	0	0	0	53	13	0	0	116	2	0	0	0
5:45 PM	0	0	0	0	9	0	0	0	0	49	0	0	0	51	7	0	0	116	0	0	0	0
5:50 PM	0	0	0	0	6	0	0	0	0	40	0	0	0	64	8	0	0	118	0	0	0	0
5:55 PM	0	0	0	0	5	0	0	0	1	37	0	0	0	60	9	0	0	112	0	0	0	0
Total Survey	0	0	0	0	124	0	8	0	14	912	0	2	0	1,403	202	2	0	2,663	5	0	1	1

15-Minute Interval Summary

4:00 PM to 6:00 PM

Interval Start Time	Northbound NW 11th Ave				Southbound NW 11th Ave				Eastbound NW 99th St				Westbound NW 99th St				Interval Total	Pedestrians Crosswalk				
	L	T	R	Bikes	L	T	R	Bikes	L	T	R	Bikes	L	T	R	Bikes		North	South	East	West	
4:00 PM	0	0	0	0	15	0	3	0	0	119	0	0	0	155	17	0	0	309	1	0	0	0
4:15 PM	0	0	0	0	15	0	1	0	3	106	0	0	0	171	23	0	0	319	0	0	0	1
4:30 PM	0	0	0	0	16	0	1	0	2	105	0	0	0	177	26	1	0	327	0	0	0	0
4:45 PM	0	0	0	0	10	0	2	0	4	121	0	0	0	179	25	1	0	341	0	0	0	0
5:00 PM	0	0	0	0	20	0	1	0	2	89	0	0	0	202	35	0	0	349	1	0	1	0
5:15 PM	0	0	0	0	14	0	0	0	1	124	0	1	0	172	28	0	0	339	1	0	0	0
5:30 PM	0	0	0	0	14	0	0	0	1	122	0	1	0	172	24	0	0	333	2	0	0	0
5:45 PM	0	0	0	0	20	0	0	0	1	126	0	0	0	175	24	0	0	346	0	0	0	0
Total Survey	0	0	0	0	124	0	8	0	14	912	0	2	0	1,403	202	2	0	2,663	5	0	1	1

Peak Hour Summary

4:50 PM to 5:50 PM

By Approach	Northbound NW 11th Ave				Southbound NW 11th Ave				Eastbound NW 99th St				Westbound NW 99th St				Total	Pedestrians Crosswalk			
	In	Out	Total	Bikes	In	Out	Total	Bikes	In	Out	Total	Bikes	In	Out	Total	Bikes		North	South	East	West
Volume	0	0	0	0	66	122	188	0	473	716	1,189	2	828	529	1,357	1	1,367	4	0	1	0
%HV	0.0%				6.1%				1.5%				1.3%				1.6%				
PHF	0.00				0.79				0.85				0.82				0.93				

By Movement	Northbound NW 11th Ave				Southbound NW 11th Ave				Eastbound NW 99th St				Westbound NW 99th St				Total
	L	T	R	Total	L	T	R	Total	L	T	R	Total	L	T	R	Total	
Volume	0	0	0	0	64	0	2	66	8	465	0	473	0	714	114	828	1,367
%HV	0.0%	0.0%	0.0%	0.0%	6.3%	0.0%	0.0%	6.1%	0.0%	1.5%	0.0%	1.5%	0.0%	1.3%	1.8%	1.3%	1.6%
PHF	0.00	0.00	0.00	0.00	0.80	0.00	0.25	0.79	0.33	0.84	0.00	0.85	0.00	0.85	0.68	0.82	0.93

Rolling Hour Summary

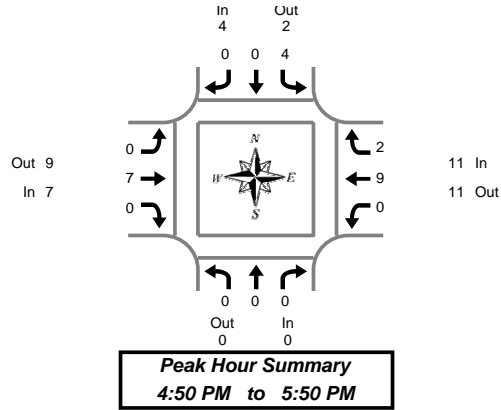
4:00 PM to 6:00 PM

Interval Start Time	Northbound NW 11th Ave				Southbound NW 11th Ave				Eastbound NW 99th St				Westbound NW 99th St				Interval Total	Pedestrians Crosswalk				
	L	T	R	Bikes	L	T	R	Bikes	L	T	R	Bikes	L	T	R	Bikes		North	South	East	West	
4:00 PM	0	0	0	0	56	0	7	0	9	451	0	0	0	682	91	2	0	1,296	1	0	0	1
4:15 PM	0	0	0	0	61	0	5	0	11	421	0	0	0	729	109	2	0	1,336	1	0	1	1
4:30 PM	0	0	0	0	60	0	4	0	9	439	0	1	0	730	114	2	0	1,356	2	0	1	0
4:45 PM	0	0	0	0	58	0	3	0	8	456	0	2	0	725	112	1	0	1,362	4	0	1	0
5:00 PM	0	0	0	0	68	0	1	0	5	461	0	2	0	721	111	0	0	1,367	4	0	1	0

Heavy Vehicle Summary



Clay Carney
(503) 833-2740



NW 11th Ave & NW 99th St

Wednesday, March 08, 2006

4:00 PM to 6:00 PM

Heavy Vehicle 5-Minute Interval Summary

4:00 PM to 6:00 PM

Interval Start Time	Northbound NW 11th Ave				Southbound NW 11th Ave				Eastbound NW 99th St				Westbound NW 99th St				Interval Total
	L	T	R	Total	L	T	R	Total	L	T	R	Total	L	T	R	Total	
4:00 PM	0	0	0	0	0	0	0	0	0	0	0	0	0	0	0	0	0
4:05 PM	0	0	0	0	1	0	0	1	0	2	0	2	0	0	0	0	3
4:10 PM	0	0	0	0	0	0	0	0	0	1	0	1	0	2	0	2	3
4:15 PM	0	0	0	0	0	0	0	0	1	0	0	1	0	1	0	1	2
4:20 PM	0	0	0	0	0	0	0	0	0	0	0	0	0	0	0	0	0
4:25 PM	0	0	0	0	0	0	0	0	0	2	0	2	0	1	0	1	3
4:30 PM	0	0	0	0	0	0	0	0	0	1	0	1	0	3	2	5	6
4:35 PM	0	0	0	0	0	0	0	0	0	2	0	2	0	1	0	1	3
4:40 PM	0	0	0	0	1	0	0	1	0	1	0	1	0	0	0	0	2
4:45 PM	0	0	0	0	0	0	0	0	0	2	0	2	0	1	0	1	3
4:50 PM	0	0	0	0	0	0	0	0	0	2	0	2	0	1	0	1	3
4:55 PM	0	0	0	0	0	0	0	0	0	1	0	1	0	0	0	0	1
5:00 PM	0	0	0	0	2	0	0	2	0	0	0	0	0	1	0	1	3
5:05 PM	0	0	0	0	0	0	0	0	0	1	0	1	0	0	0	0	1
5:10 PM	0	0	0	0	0	0	0	0	0	0	0	0	0	1	1	2	2
5:15 PM	0	0	0	0	1	0	0	1	0	0	0	0	0	0	1	1	2
5:20 PM	0	0	0	0	1	0	0	1	0	0	0	0	0	0	0	0	1
5:25 PM	0	0	0	0	0	0	0	0	0	0	0	0	0	1	0	1	1
5:30 PM	0	0	0	0	0	0	0	0	0	1	0	1	0	0	0	0	1
5:35 PM	0	0	0	0	0	0	0	0	0	2	0	2	0	0	0	0	2
5:40 PM	0	0	0	0	0	0	0	0	0	0	0	0	0	2	0	2	2
5:45 PM	0	0	0	0	0	0	0	0	0	0	0	0	0	3	0	3	3
5:50 PM	0	0	0	0	0	0	0	0	0	0	0	0	0	1	0	1	1
5:55 PM	0	0	0	0	0	0	0	0	0	0	0	0	0	2	0	2	2
Total Survey	0	0	0	0	6	0	0	6	1	18	0	19	0	21	4	25	50

Heavy Vehicle 15-Minute Interval Summary

4:00 PM to 6:00 PM

Interval Start Time	Northbound NW 11th Ave				Southbound NW 11th Ave				Eastbound NW 99th St				Westbound NW 99th St				Interval Total
	L	T	R	Total	L	T	R	Total	L	T	R	Total	L	T	R	Total	
4:00 PM	0	0	0	0	1	0	0	1	0	3	0	3	0	2	0	2	6
4:15 PM	0	0	0	0	0	0	0	0	1	2	0	3	0	2	0	2	5
4:30 PM	0	0	0	0	1	0	0	1	0	4	0	4	0	4	2	6	11
4:45 PM	0	0	0	0	0	0	0	0	0	5	0	5	0	2	0	2	7
5:00 PM	0	0	0	0	2	0	0	2	0	1	0	1	0	2	1	3	6
5:15 PM	0	0	0	0	2	0	0	2	0	0	0	0	0	1	1	2	4
5:30 PM	0	0	0	0	0	0	0	0	0	3	0	3	0	2	0	2	5
5:45 PM	0	0	0	0	0	0	0	0	0	0	0	0	0	6	0	6	6
Total Survey	0	0	0	0	6	0	0	6	1	18	0	19	0	21	4	25	50

Heavy Vehicle Peak Hour Summary

4:50 PM to 5:50 PM

By Approach	Northbound NW 11th Ave			Southbound NW 11th Ave			Eastbound NW 99th St			Westbound NW 99th St			Total
	In	Out	Total	In	Out	Total	In	Out	Total	In	Out	Total	
Volume	0	0	0	4	2	6	7	9	16	11	11	22	22
PHF	0.00			0.50			0.58			0.55			0.79

By Movement	Northbound NW 11th Ave				Southbound NW 11th Ave				Eastbound NW 99th St				Westbound NW 99th St				Total
	L	T	R	Total	L	T	R	Total	L	T	R	Total	L	T	R	Total	
Volume	0	0	0	0	4	0	0	4	0	7	0	7	0	9	2	11	22
PHF	0.00	0.00	0.00	0.00	0.50	0.00	0.00	0.50	0.00	0.58	0.00	0.58	0.00	0.45	0.25	0.55	0.79

Heavy Vehicle Rolling Hour Summary

4:00 PM to 6:00 PM

Interval Start Time	Northbound NW 11th Ave				Southbound NW 11th Ave				Eastbound NW 99th St				Westbound NW 99th St				Interval Total
	L	T	R	Total	L	T	R	Total	L	T	R	Total	L	T	R	Total	
4:00 PM	0	0	0	0	2	0	0	2	1	14	0	15	0	10	2	12	29
4:15 PM	0	0	0	0	3	0	0	3	1	12	0	13	0	10	3	13	29
4:30 PM	0	0	0	0	5	0	0	5	0	10	0	10	0	9	4	13	28
4:45 PM	0	0	0	0	4	0	0	4	0	9	0	9	0	7	2	9	22
5:00 PM	0	0	0	0	4	0	0	4	0	4	0	4	0	11	2	13	21

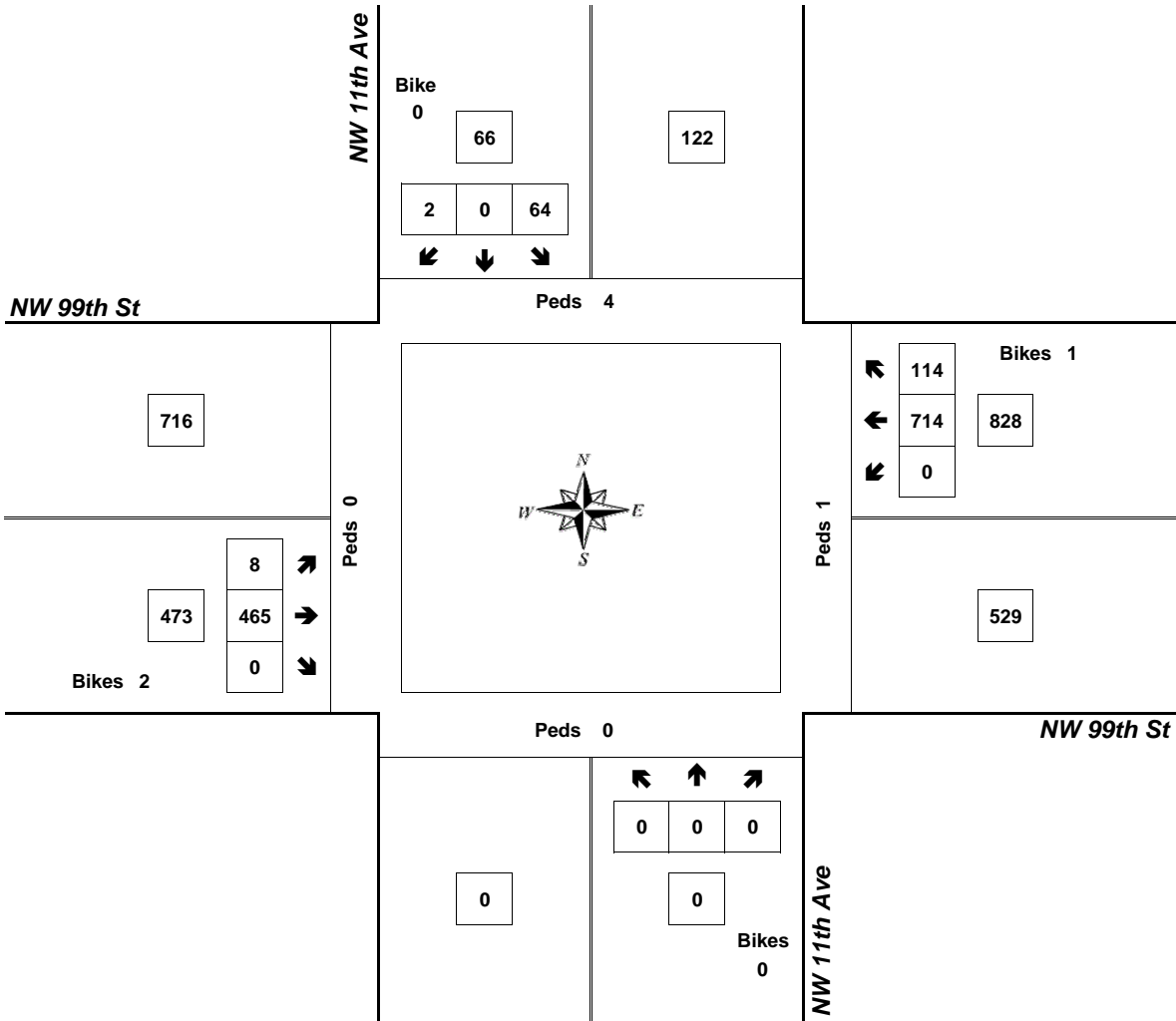
Peak Hour Summary



Clay Carney
(503) 833-2740

NW 11th Ave & NW 99th St

4:50 PM to 5:50 PM
Wednesday, March 08, 2006



Approach	PHF	HV%	Volume
EB	0.85	1.5%	473
WB	0.82	1.3%	828
NB	0.00	0.0%	0
SB	0.79	6.1%	66
Intersection	0.93	1.6%	1,367

Count Period: 4:00 PM to 6:00 PM