

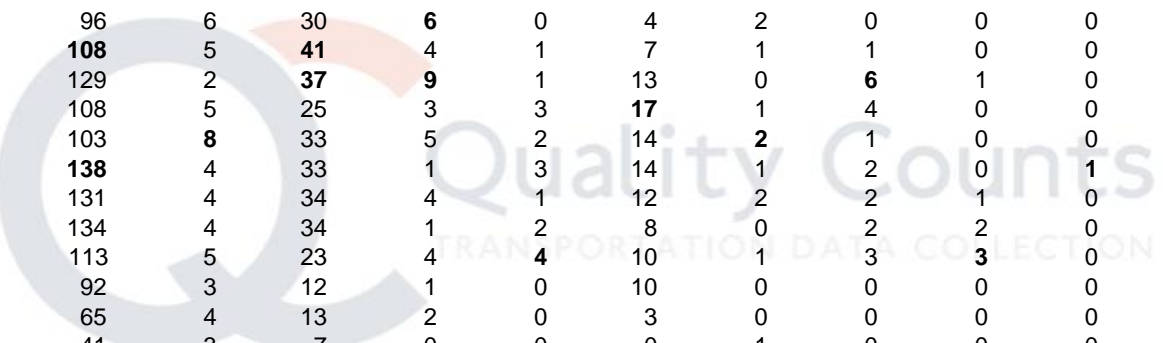
LOCATION: 285 - Hwy 99 S of NE 99th St SPECIFIC LOCATION: 285 - Hwy 99 S of NE 99th St CITY/STATE: Clark, WA						QC JOB #: 14783488 DIRECTION: NB DATE: Sep 25 2018 - Sep 26 2018				
Start Time	Mon 25-Sep-18	Tue 26-Sep-18	Wed 26-Sep-18	Thu	Fri	Average Weekday Hourly Traffic	Sat	Sun	Average Week Hourly Traffic	Average Week Profile
12:00 AM		69	69			69			69	
1:00 AM		34	35			35			35	
2:00 AM		27	29			28			28	
3:00 AM		13	17			15			15	
4:00 AM		25	36			31			31	
5:00 AM		70	75			73			73	
6:00 AM		147	157			152			152	
7:00 AM		284	262			273			273	
8:00 AM		367	363			365			365	
9:00 AM		405	428			417			417	
10:00 AM		515	535			525			525	
11:00 AM		640	663			652			652	
12:00 PM		709	745			727			727	
1:00 PM		671	780			726			726	
2:00 PM		701	746			724			724	
3:00 PM		754	764			759			759	
4:00 PM		741	810			776			776	
5:00 PM		838	788			813			813	
6:00 PM		714	672			693			693	
7:00 PM		556	525			541			541	
8:00 PM		379	368			374			374	
9:00 PM		297	243			270			270	
10:00 PM		126	141			134			134	
11:00 PM		100	101			101			101	
Day Total		9182	9352			9273			9273	
% Weekday Average		99.0%	100.9%							
% Week Average		99.0%	100.9%			100.0%				
AM Peak Volume		11:00 AM 640	11:00 AM 663			11:00 AM 652			11:00 AM 652	
PM Peak Volume		5:00 PM 838	4:00 PM 810			5:00 PM 813			5:00 PM 813	
<i>Comments:</i>										

LOCATION: 285 - Hwy 99 S of NE 99th St SPECIFIC LOCATION: 285 - Hwy 99 S of NE 99th St CITY/STATE: Clark, WA						QC JOB #: 14783488 DIRECTION: SB DATE: Sep 25 2018 - Sep 26 2018				
Start Time	Mon 25-Sep-18	Tue 26-Sep-18	Wed 26-Sep-18	Thu	Fri	Average Weekday Hourly Traffic	Sat	Sun	Average Week Hourly Traffic	Average Week Profile
12:00 AM		35	37			36			36	
1:00 AM		24	15			20			20	
2:00 AM		35	27			31			31	
3:00 AM		24	12			18			18	
4:00 AM		27	35			31			31	
5:00 AM		78	80			79			79	
6:00 AM		171	164			168			168	
7:00 AM		314	309			312			312	
8:00 AM		487	447			467			467	
9:00 AM		473	461			467			467	
10:00 AM		503	588			546			546	
11:00 AM		636	664			650			650	
12:00 PM		725	686			706			706	
1:00 PM		703	663			683			683	
2:00 PM		597	581			589			589	
3:00 PM		704	678			691			691	
4:00 PM		665	702			684			684	
5:00 PM		709	647			678			678	
6:00 PM		603	584			594			594	
7:00 PM		421	434			428			428	
8:00 PM		328	259			294			294	
9:00 PM		200	191			196			196	
10:00 PM		107	101			104			104	
11:00 PM		82	55			69			69	
Day Total		8651	8420			8541			8541	
% Weekday Average		101.3%	98.6%							
% Week Average		101.3%	98.6%			100.0%				
AM Peak		11:00 AM	11:00 AM			11:00 AM			11:00 AM	
Volume		636	664			650			650	
PM Peak		12:00 PM	4:00 PM			12:00 PM			12:00 PM	
Volume		725	702			706			706	
<i>Comments:</i>										

LOCATION: 285 - Hwy 99 S of NE 99th St SPECIFIC LOCATION: 285 - Hwy 99 S of NE 99th St CITY/STATE: Clark, WA						QC JOB #: 14783488 DIRECTION: NB/SB DATE: Sep 25 2018 - Sep 26 2018				
Start Time	Mon 25-Sep-18	Tue 26-Sep-18	Wed 26-Sep-18	Thu	Fri	Average Weekday Hourly Traffic	Sat	Sun	Average Week Hourly Traffic	Average Week Profile
12:00 AM		104	106			105			105	
1:00 AM		58	50			54			54	
2:00 AM		62	56			59			59	
3:00 AM		37	29			33			33	
4:00 AM		52	71			62			62	
5:00 AM		148	155			152			152	
6:00 AM		318	321			320			320	
7:00 AM		598	571			585			585	
8:00 AM		854	810			832			832	
9:00 AM		878	889			884			884	
10:00 AM		1018	1123			1071			1071	
11:00 AM		1276	1327			1302			1302	
12:00 PM		1434	1431			1433			1433	
1:00 PM		1374	1443			1409			1409	
2:00 PM		1298	1327			1313			1313	
3:00 PM		1458	1442			1450			1450	
4:00 PM		1406	1512			1459			1459	
5:00 PM		1547	1435			1491			1491	
6:00 PM		1317	1256			1287			1287	
7:00 PM		977	959			968			968	
8:00 PM		707	627			667			667	
9:00 PM		497	434			466			466	
10:00 PM		233	242			238			238	
11:00 PM		182	156			169			169	
Day Total		17833	17772			17809			17809	
% Weekday Average		100.1%	99.8%							
% Week Average		100.1%	99.8%			100.0%				
AM Peak		11:00 AM	11:00 AM			11:00 AM			11:00 AM	
Volume		1276	1327			1302			1302	
PM Peak		5:00 PM	4:00 PM			5:00 PM			5:00 PM	
Volume		1547	1512			1491			1491	
<i>Comments:</i>										

LOCATION: 285 - Hwy 99 S of NE 99th St **QC JOB #:** 14783488
SPECIFIC LOCATION: 285 - Hwy 99 S of NE 99th St **DIRECTION:** NB
CITY/STATE: Clark, WA **DATE:** Sep 25 2018

Start Time	Motor-cycles	Cars & Trailer	2 Axle Long	Buses	2 Axle 6 Tire	3 Axle Single	4 Axle Single	<5 Axle Double	5 Axle Double	>6 Axle Double	<6 Axle Multi	6 Axle Multi	>6 Axle Multi	Not Classified	Total
12:00 AM	2	53	9	0	4	0	0	0	0	1	0	0	0	0	69
1:00 AM	1	24	5	0	1	0	0	0	2	1	0	0	0	0	34
2:00 AM	0	20	5	0	2	0	0	0	0	0	0	0	0	0	27
3:00 AM	0	8	2	0	2	0	0	0	0	1	0	0	0	0	13
4:00 AM	0	18	4	0	0	1	0	1	0	0	0	0	1	0	25
5:00 AM	2	51	8	1	3	1	0	0	0	1	0	0	0	3	70
6:00 AM	1	95	21	7	13	0	0	3	2	0	0	0	0	5	147
7:00 AM	2	180	65	8	19	2	1	7	0	0	0	0	0	0	284
8:00 AM	4	232	82	4	32	0	0	5	1	1	0	0	0	6	367
9:00 AM	5	266	81	3	25	4	1	7	2	2	1	0	0	8	405
10:00 AM	10	353	96	6	30	6	0	4	2	0	0	0	0	8	515
11:00 AM	20	424	108	5	41	4	1	7	1	1	0	0	0	28	640
12:00 PM	8	479	129	2	37	9	1	13	0	6	1	0	1	23	709
1:00 PM	8	473	108	5	25	3	3	17	1	4	0	0	0	24	671
2:00 PM	15	494	103	8	33	5	2	14	2	1	0	0	1	23	701
3:00 PM	14	517	138	4	33	1	3	14	1	2	0	1	0	26	754
4:00 PM	12	524	131	4	34	4	1	12	2	2	1	0	0	14	741
5:00 PM	19	608	134	4	34	1	2	8	0	2	2	0	0	24	838
6:00 PM	13	521	113	5	23	4	4	10	1	3	3	0	0	14	714
7:00 PM	16	402	92	3	12	1	0	10	0	0	0	0	0	20	556
8:00 PM	8	280	65	4	13	2	0	3	0	0	0	0	0	4	379
9:00 PM	3	239	41	3	7	0	0	0	1	0	0	0	0	3	297
10:00 PM	2	107	15	2	0	0	0	0	0	0	0	0	0	0	126
11:00 PM	1	80	12	2	1	1	0	0	0	0	0	0	1	2	100
Day Total	166	6448	1567	80	424	49	19	135	18	28	8	1	4	235	9182
Percent	1.8%	70.2%	17.1%	0.9%	4.6%	0.5%	0.2%	1.5%	0.2%	0.3%	0.1%	0.0%	0.0%	2.6%	



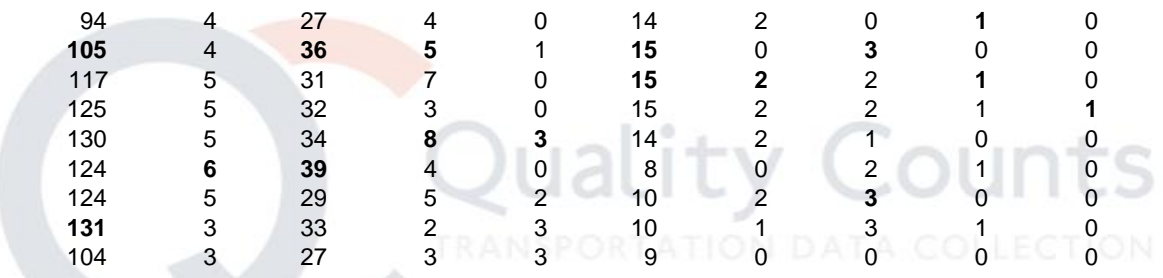
ADT 9182	
---------------------------	--

AM Peak Volume	11:00 AM	11:00 AM	11:00 AM	7:00 AM	11:00 AM	10:00 AM	7:00 AM	7:00 AM	1:00 AM	9:00 AM	9:00 AM		4:00 AM	11:00 AM	11:00 AM
PM Peak Volume	5:00 PM	5:00 PM	3:00 PM	2:00 PM	12:00 PM	12:00 PM	6:00 PM	1:00 PM	2:00 PM	12:00 PM	6:00 PM	3:00 PM	12:00 PM	3:00 PM	5:00 PM

Comments:

LOCATION: 285 - Hwy 99 S of NE 99th St **QC JOB #:** 14783488
SPECIFIC LOCATION: 285 - Hwy 99 S of NE 99th St **DIRECTION:** NB
CITY/STATE: Clark, WA **DATE:** Sep 26 2018

Start Time	Motor-cycles	Cars & Trailer	2 Axle Long	Buses	2 Axle 6 Tire	3 Axle Single	4 Axle Single	<5 Axle Double	5 Axle Double	>6 Axle Double	<6 Axle Multi	6 Axle Multi	>6 Axle Multi	Not Classified	Total
12:00 AM	2	57	9	0	1	0	0	0	0	0	0	0	0	0	69
1:00 AM	0	27	4	1	1	0	0	0	1	1	0	0	0	0	35
2:00 AM	0	23	6	0	0	0	0	0	0	0	0	0	0	0	29
3:00 AM	0	13	1	0	1	0	0	1	1	0	0	0	0	0	17
4:00 AM	0	28	5	0	0	0	0	1	1	1	0	0	0	0	36
5:00 AM	0	51	14	1	5	1	1	0	1	0	0	0	0	1	75
6:00 AM	0	102	23	5	20	1	0	4	0	0	0	0	0	2	157
7:00 AM	3	165	58	7	22	1	0	2	0	1	0	1	0	2	262
8:00 AM	0	235	84	5	23	2	1	4	1	1	0	0	0	7	363
9:00 AM	7	266	100	6	28	3	0	9	2	0	0	1	0	6	428
10:00 AM	11	368	94	4	27	4	0	14	2	0	1	0	0	10	535
11:00 AM	24	451	105	4	36	5	1	15	0	3	0	0	0	19	663
12:00 PM	11	530	117	5	31	7	0	15	2	2	1	0	0	24	745
1:00 PM	19	537	125	5	32	3	0	15	2	2	1	1	1	37	780
2:00 PM	12	513	130	5	34	8	3	14	2	1	0	0	1	23	746
3:00 PM	15	548	124	6	39	4	0	8	0	2	1	0	0	17	764
4:00 PM	10	588	124	5	29	5	2	10	2	3	0	0	1	31	810
5:00 PM	14	558	131	3	33	2	3	10	1	3	1	0	0	29	788
6:00 PM	17	491	104	3	27	3	3	9	0	0	0	0	0	15	672
7:00 PM	12	385	80	6	21	3	0	5	0	0	0	1	0	12	525
8:00 PM	4	278	59	3	13	3	0	2	0	0	1	0	0	5	368
9:00 PM	4	187	34	3	8	2	0	1	1	1	0	0	0	2	243
10:00 PM	3	104	25	1	6	0	0	1	0	0	0	0	1	0	141
11:00 PM	1	84	12	2	1	0	0	0	0	0	0	0	0	1	101
Day Total	169	6589	1568	80	438	57	14	140	19	21	6	4	4	243	9352
Percent	1.8%	70.5%	16.8%	0.9%	4.7%	0.6%	0.1%	1.5%	0.2%	0.2%	0.1%	0.0%	0.0%	2.6%	



ADT 9352	
--------------------	--

AM Peak	11:00 AM	11:00 AM	11:00 AM	7:00 AM	11:00 AM	11:00 AM	5:00 AM	11:00 AM	9:00 AM	11:00 AM	10:00 AM	7:00 AM		11:00 AM	11:00 AM
Volume	24	451	105	7	36	5	1	15	2	3	1	1		19	663
PM Peak	1:00 PM	4:00 PM	5:00 PM	3:00 PM	3:00 PM	2:00 PM	2:00 PM	12:00 PM	12:00 PM	4:00 PM	12:00 PM	1:00 PM	1:00 PM	1:00 PM	4:00 PM
Volume	19	588	131	6	39	8	3	15	2	3	1	1	1	37	810

Comments:

LOCATION: 285 - Hwy 99 S of NE 99th St													QC JOB #: 14783488		
SPECIFIC LOCATION: 285 - Hwy 99 S of NE 99th St													DIRECTION: NB		
CITY/STATE: Clark, WA													DATE: Sep 25 2018 - Sep 26 2018		
Start Time	Motor-cycles	Cars & Trailer	2 Axle Long	Buses	2 Axle 6 Tire	3 Axle Single	4 Axle Single	<5 Axle Double	5 Axle Double	>6 Axle Double	<6 Axle Multi	6 Axle Multi	>6 Axle Multi	Not Classified	Total
Grand Total	335	13037	3135	160	862	106	33	275	37	49	14	5	8	478	18534
Percent	1.8%	70.3%	16.9%	0.9%	4.7%	0.6%	0.2%	1.5%	0.2%	0.3%	0.1%	0.0%	0.0%	2.6%	
ADT 9267															
<i>Comments:</i>															



LOCATION: 285 - Hwy 99 S of NE 99th St SPECIFIC LOCATION: 285 - Hwy 99 S of NE 99th St CITY/STATE: Clark, WA														QC JOB #: 14783488 DIRECTION: SB DATE: Sep 25 2018	
Start Time	Motor-cycles	Cars & Trailer	2 Axle Long	Buses	2 Axle 6 Tire	3 Axle Single	4 Axle Single	<5 Axle Double	5 Axle Double	>6 Axle Double	<6 Axle Multi	6 Axle Multi	>6 Axle Multi	Not Classified	Total
12:00 AM	0	28	5	1	0	0	0	0	0	0	0	0	0	1	35
1:00 AM	2	17	5	0	0	0	0	0	0	0	0	0	0	0	24
2:00 AM	1	32	1	0	0	0	0	0	0	0	0	0	0	1	35
3:00 AM	0	17	5	1	0	0	0	0	0	0	0	0	1	0	24
4:00 AM	1	23	3	0	0	0	0	0	0	0	0	0	0	0	27
5:00 AM	0	59	13	2	2	1	0	0	1	0	0	0	0	0	78
6:00 AM	1	120	34	4	8	1	0	1	0	0	0	0	0	2	171
7:00 AM	2	259	34	5	7	2	0	1	0	1	0	0	0	3	314
8:00 AM	3	375	69	7	17	4	1	3	2	0	0	0	0	6	487
9:00 AM	4	369	53	5	27	1	0	5	1	2	1	0	0	5	473
10:00 AM	6	359	92	3	22	2	0	7	0	1	1	0	0	10	503
11:00 AM	5	417	122	7	43	2	0	14	2	1	1	0	0	22	636
12:00 PM	8	455	159	4	55	4	1	17	0	1	1	0	1	19	725
1:00 PM	13	469	121	5	46	7	1	18	4	2	0	0	0	17	703
2:00 PM	5	389	129	5	36	1	0	16	1	1	0	0	0	14	597
3:00 PM	10	457	143	5	48	1	0	13	1	1	2	0	0	23	704
4:00 PM	13	435	121	7	43	1	0	16	1	3	0	0	0	25	665
5:00 PM	9	488	135	4	35	0	1	14	2	3	0	0	0	18	709
6:00 PM	7	439	101	5	31	0	0	9	0	0	0	2	0	9	603
7:00 PM	2	318	69	4	15	1	1	3	1	0	0	0	0	7	421
8:00 PM	3	268	44	4	6	0	0	1	0	0	0	0	0	2	328
9:00 PM	2	169	20	3	3	0	0	1	0	0	0	0	0	2	200
10:00 PM	0	85	13	3	5	0	0	0	0	0	0	0	1	0	107
11:00 PM	0	72	6	1	1	0	0	0	0	0	0	0	0	2	82
Day Total	97	6119	1497	85	450	28	5	139	16	16	6	2	3	188	8651
Percent	1.1%	70.7%	17.3%	1.0%	5.2%	0.3%	0.1%	1.6%	0.2%	0.2%	0.1%	0.0%	0.0%	2.2%	
ADT 8651															
AM Peak	10:00 AM	11:00 AM	11:00 AM	8:00 AM	11:00 AM	8:00 AM	8:00 AM	11:00 AM	8:00 AM	9:00 AM	9:00 AM		3:00 AM	11:00 AM	11:00 AM
Volume	6	417	122	7	43	4	1	14	2	2	1		1	22	636
PM Peak	1:00 PM	5:00 PM	12:00 PM	4:00 PM	12:00 PM	1:00 PM	12:00 PM	1:00 PM	1:00 PM	4:00 PM	3:00 PM	6:00 PM	12:00 PM	4:00 PM	12:00 PM
Volume	13	488	159	7	55	7	1	18	4	3	2	2	1	25	725
<i>Comments:</i>															

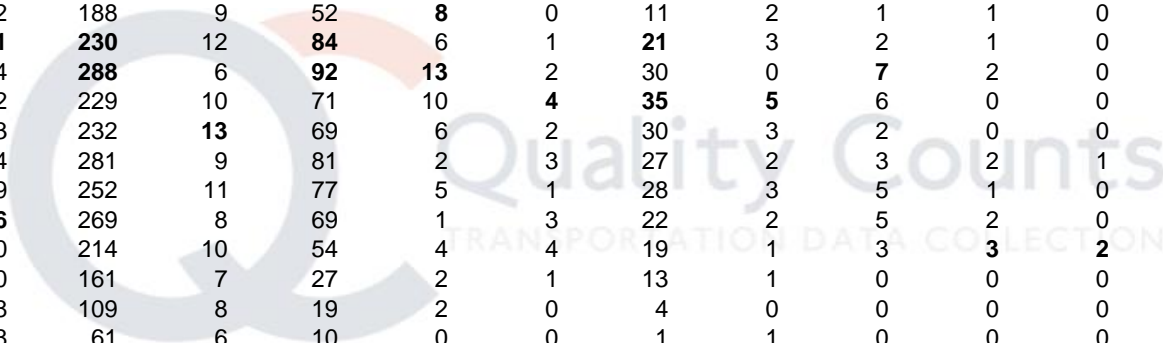
LOCATION: 285 - Hwy 99 S of NE 99th St SPECIFIC LOCATION: 285 - Hwy 99 S of NE 99th St CITY/STATE: Clark, WA														QC JOB #: 14783488 DIRECTION: SB DATE: Sep 26 2018	
Start Time	Motor-cycles	Cars & Trailer	2 Axle Long	Buses	2 Axle 6 Tire	3 Axle Single	4 Axle Single	<5 Axle Double	5 Axle Double	>6 Axle Double	<6 Axle Multi	6 Axle Multi	>6 Axle Multi	Not Classified	Total
12:00 AM	0	34	2	1	0	0	0	0	0	0	0	0	0	0	37
1:00 AM	0	11	2	0	1	0	0	0	1	0	0	0	0	0	15
2:00 AM	0	24	3	0	0	0	0	0	0	0	0	0	0	0	27
3:00 AM	0	10	1	0	0	0	0	1	0	0	0	0	0	0	12
4:00 AM	0	31	4	0	0	0	0	0	0	0	0	0	0	0	35
5:00 AM	0	55	16	1	5	0	0	1	0	0	0	0	0	2	80
6:00 AM	1	117	32	3	8	0	0	0	0	0	0	0	0	3	164
7:00 AM	4	230	35	5	18	1	0	5	1	0	0	0	1	9	309
8:00 AM	3	339	65	8	16	1	0	4	1	1	0	0	1	8	447
9:00 AM	4	334	85	4	16	1	0	5	0	1	0	2	0	9	461
10:00 AM	5	427	94	4	26	3	1	8	1	0	0	0	0	19	588
11:00 AM	9	445	130	4	41	3	2	11	0	2	1	0	0	16	664
12:00 PM	7	436	145	7	45	2	3	16	0	2	2	1	0	20	686
1:00 PM	3	440	124	5	49	4	0	15	1	0	1	0	0	21	663
2:00 PM	10	364	131	5	45	1	0	13	1	2	0	0	0	9	581
3:00 PM	9	417	143	9	48	2	1	18	0	1	0	0	0	30	678
4:00 PM	11	451	145	6	41	2	2	20	1	2	2	0	0	19	702
5:00 PM	5	427	134	4	45	1	1	8	1	1	0	1	2	17	647
6:00 PM	9	406	96	5	38	2	0	10	2	0	0	0	0	16	584
7:00 PM	5	325	61	2	19	2	0	9	0	0	0	0	0	11	434
8:00 PM	1	195	41	4	10	0	0	3	1	0	0	0	0	4	259
9:00 PM	1	154	21	3	5	0	0	2	0	0	0	0	2	3	191
10:00 PM	0	74	16	2	6	0	0	2	0	0	0	0	0	1	101
11:00 PM	1	44	8	2	0	0	0	0	0	0	0	0	0	0	55
Day Total	88	5790	1534	84	482	25	10	151	11	12	6	4	6	217	8420
Percent	1.0%	68.8%	18.2%	1.0%	5.7%	0.3%	0.1%	1.8%	0.1%	0.1%	0.1%	0.0%	0.1%	2.6%	
ADT 8420															
AM Peak Volume	11:00 AM	11:00 AM	11:00 AM	8:00 AM	11:00 AM	10:00 AM	11:00 AM	11:00 AM	1:00 AM	11:00 AM	11:00 AM	9:00 AM	7:00 AM	10:00 AM	11:00 AM
	9	445	130	8	41	3	2	11	1	2	1	2	1	19	664
PM Peak Volume	4:00 PM	4:00 PM	12:00 PM	3:00 PM	1:00 PM	1:00 PM	12:00 PM	4:00 PM	6:00 PM	12:00 PM	12:00 PM	12:00 PM	5:00 PM	3:00 PM	4:00 PM
	11	451	145	9	49	4	3	20	2	2	2	1	2	30	702
<i>Comments:</i>															

LOCATION: 285 - Hwy 99 S of NE 99th St													QC JOB #: 14783488		
SPECIFIC LOCATION: 285 - Hwy 99 S of NE 99th St													DIRECTION: SB		
CITY/STATE: Clark, WA													DATE: Sep 25 2018 - Sep 26 2018		
Start Time	Motor-cycles	Cars & Trailer	2 Axle Long	Buses	2 Axle 6 Tire	3 Axle Single	4 Axle Single	<5 Axle Double	5 Axle Double	>6 Axle Double	<6 Axle Multi	6 Axle Multi	>6 Axle Multi	Not Classified	Total
Grand Total	185	11909	3031	169	932	53	15	290	27	28	12	6	9	405	17071
Percent	1.1%	69.8%	17.8%	1.0%	5.5%	0.3%	0.1%	1.7%	0.2%	0.2%	0.1%	0.0%	0.1%	2.4%	
ADT 8535															
<i>Comments:</i>															



LOCATION: 285 - Hwy 99 S of NE 99th St **QC JOB #:** 14783488
SPECIFIC LOCATION: 285 - Hwy 99 S of NE 99th St **DIRECTION:** NB/SB
CITY/STATE: Clark, WA **DATE:** Sep 25 2018

Start Time	Motor-cycles	Cars & Trailer	2 Axle Long	Buses	2 Axle 6 Tire	3 Axle Single	4 Axle Single	<5 Axle Double	5 Axle Double	>6 Axle Double	<6 Axle Multi	6 Axle Multi	>6 Axle Multi	Not Classified	Total
12:00 AM	2	81	14	1	4	0	0	0	0	1	0	0	0	1	104
1:00 AM	3	41	10	0	1	0	0	0	2	1	0	0	0	0	58
2:00 AM	1	52	6	0	2	0	0	0	0	0	0	0	0	1	62
3:00 AM	0	25	7	1	2	0	0	0	0	1	0	0	1	0	37
4:00 AM	1	41	7	0	0	1	0	1	0	0	0	0	1	0	52
5:00 AM	2	110	21	3	5	2	0	0	1	1	0	0	0	3	148
6:00 AM	2	215	55	11	21	1	0	4	2	0	0	0	0	7	318
7:00 AM	4	439	99	13	26	4	1	8	0	1	0	0	0	3	598
8:00 AM	7	607	151	11	49	4	1	8	3	1	0	0	0	12	854
9:00 AM	9	635	134	8	52	5	1	12	3	4	2	0	0	13	878
10:00 AM	16	712	188	9	52	8	0	11	2	1	1	0	0	18	1018
11:00 AM	25	841	230	12	84	6	1	21	3	2	1	0	0	50	1276
12:00 PM	16	934	288	6	92	13	2	30	0	7	2	0	2	42	1434
1:00 PM	21	942	229	10	71	10	4	35	5	6	0	0	0	41	1374
2:00 PM	20	883	232	13	69	6	2	30	3	2	0	0	1	37	1298
3:00 PM	24	974	281	9	81	2	3	27	2	3	2	1	0	49	1458
4:00 PM	25	959	252	11	77	5	1	28	3	5	1	0	0	39	1406
5:00 PM	28	1096	269	8	69	1	3	22	2	5	2	0	0	42	1547
6:00 PM	20	960	214	10	54	4	4	19	1	3	3	2	0	23	1317
7:00 PM	18	720	161	7	27	2	1	13	1	0	0	0	0	27	977
8:00 PM	11	548	109	8	19	2	0	4	0	0	0	0	0	6	707
9:00 PM	5	408	61	6	10	0	0	1	1	0	0	0	0	5	497
10:00 PM	2	192	28	5	5	0	0	0	0	0	0	0	1	0	233
11:00 PM	1	152	18	3	2	1	0	0	0	0	0	0	1	4	182
Day Total	263	12567	3064	165	874	77	24	274	34	44	14	3	7	423	17833
Percent	1.5%	70.5%	17.2%	0.9%	4.9%	0.4%	0.1%	1.5%	0.2%	0.2%	0.1%	0.0%	0.0%	2.4%	



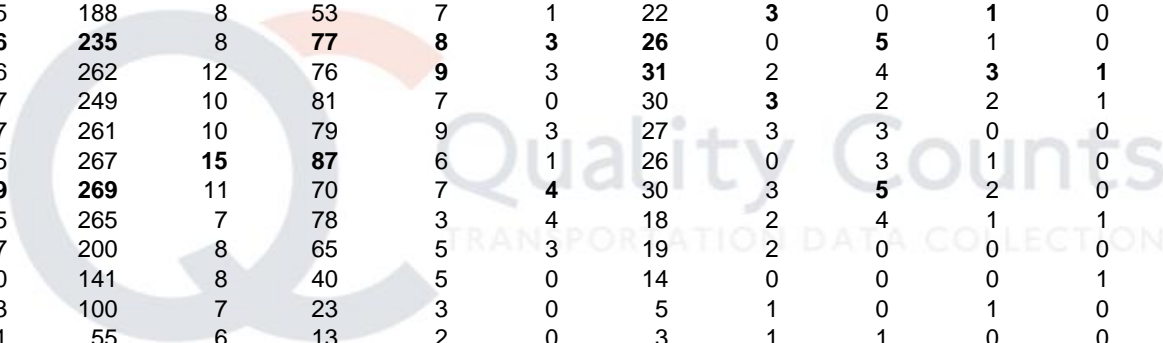
ADT 17833	
---------------------	--

AM Peak Volume	11:00 AM	11:00 AM	11:00 AM	7:00 AM	11:00 AM	10:00 AM	7:00 AM	11:00 AM	8:00 AM	9:00 AM	9:00 AM		3:00 AM	11:00 AM	11:00 AM
PM Peak Volume	5:00 PM	5:00 PM	12:00 PM	2:00 PM	12:00 PM	12:00 PM	1:00 PM	1:00 PM	1:00 PM	12:00 PM	6:00 PM	6:00 PM	12:00 PM	3:00 PM	5:00 PM

Comments:

LOCATION: 285 - Hwy 99 S of NE 99th St **QC JOB #:** 14783488
SPECIFIC LOCATION: 285 - Hwy 99 S of NE 99th St **DIRECTION:** NB/SB
CITY/STATE: Clark, WA **DATE:** Sep 26 2018

Start Time	Motor-cycles	Cars & Trailer	2 Axle Long	Buses	2 Axle 6 Tire	3 Axle Single	4 Axle Single	<5 Axle Double	5 Axle Double	>6 Axle Double	<6 Axle Multi	6 Axle Multi	>6 Axle Multi	Not Classified	Total
12:00 AM	2	91	11	1	1	0	0	0	0	0	0	0	0	0	106
1:00 AM	0	38	6	1	2	0	0	0	2	1	0	0	0	0	50
2:00 AM	0	47	9	0	0	0	0	0	0	0	0	0	0	0	56
3:00 AM	0	23	2	0	1	0	0	2	1	0	0	0	0	0	29
4:00 AM	0	59	9	0	0	0	0	1	1	1	0	0	0	0	71
5:00 AM	0	106	30	2	10	1	1	1	1	0	0	0	0	3	155
6:00 AM	1	219	55	8	28	1	0	4	0	0	0	0	0	5	321
7:00 AM	7	395	93	12	40	2	0	7	1	1	0	1	1	11	571
8:00 AM	3	574	149	13	39	3	1	8	2	2	0	0	1	15	810
9:00 AM	11	600	185	10	44	4	0	14	2	1	0	3	0	15	889
10:00 AM	16	795	188	8	53	7	1	22	3	0	1	0	0	29	1123
11:00 AM	33	896	235	8	77	8	3	26	0	5	1	0	0	35	1327
12:00 PM	18	966	262	12	76	9	3	31	2	4	3	1	0	44	1431
1:00 PM	22	977	249	10	81	7	0	30	3	2	2	1	1	58	1443
2:00 PM	22	877	261	10	79	9	3	27	3	3	0	0	1	32	1327
3:00 PM	24	965	267	15	87	6	1	26	0	3	1	0	0	47	1442
4:00 PM	21	1039	269	11	70	7	4	30	3	5	2	0	1	50	1512
5:00 PM	19	985	265	7	78	3	4	18	2	4	1	1	2	46	1435
6:00 PM	26	897	200	8	65	5	3	19	2	0	0	0	0	31	1256
7:00 PM	17	710	141	8	40	5	0	14	0	0	0	1	0	23	959
8:00 PM	5	473	100	7	23	3	0	5	1	0	1	0	0	9	627
9:00 PM	5	341	55	6	13	2	0	3	1	1	0	0	2	5	434
10:00 PM	3	178	41	3	12	0	0	3	0	0	0	0	1	1	242
11:00 PM	2	128	20	4	1	0	0	0	0	0	0	0	0	1	156
Day Total	257	12379	3102	164	920	82	24	291	30	33	12	8	10	460	17772
Percent	1.4%	69.7%	17.5%	0.9%	5.2%	0.5%	0.1%	1.6%	0.2%	0.2%	0.1%	0.0%	0.1%	2.6%	



ADT 17772															
---------------------	--	--	--	--	--	--	--	--	--	--	--	--	--	--	--

AM Peak Volume	11:00 AM	11:00 AM	11:00 AM	8:00 AM	11:00 AM	11:00 AM	11:00 AM	11:00 AM	10:00 AM	11:00 AM	10:00 AM	9:00 AM	7:00 AM	11:00 AM	11:00 AM
	33	896	235	13	77	8	3	26	3	5	1	3	1	35	1327
PM Peak Volume	6:00 PM	4:00 PM	4:00 PM	3:00 PM	3:00 PM	12:00 PM	4:00 PM	12:00 PM	1:00 PM	4:00 PM	12:00 PM	12:00 PM	5:00 PM	1:00 PM	4:00 PM
	26	1039	269	15	87	9	4	31	3	5	3	1	2	58	1512

Comments:

LOCATION: 285 - Hwy 99 S of NE 99th St													QC JOB #: 14783488		
SPECIFIC LOCATION: 285 - Hwy 99 S of NE 99th St													DIRECTION: NB/SB		
CITY/STATE: Clark, WA													DATE: Sep 25 2018 - Sep 26 2018		
Start Time	Motor-cycles	Cars & Trailer	2 Axle Long	Buses	2 Axle 6 Tire	3 Axle Single	4 Axle Single	<5 Axle Double	5 Axle Double	>6 Axle Double	<6 Axle Multi	6 Axle Multi	>6 Axle Multi	Not Classified	Total
Grand Total	520	24946	6166	329	1794	159	48	565	64	77	26	11	17	883	35605
Percent	1.5%	70.1%	17.3%	0.9%	5.0%	0.4%	0.1%	1.6%	0.2%	0.2%	0.1%	0.0%	0.0%	2.5%	
ADT 17802															
<i>Comments:</i>															

