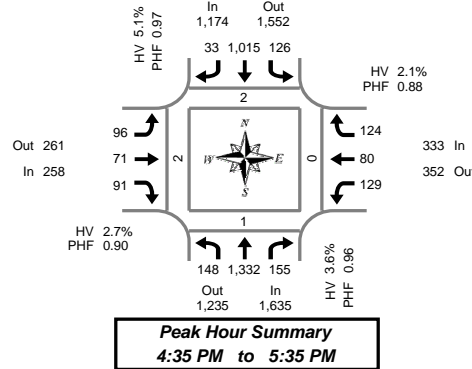


Total Vehicle Summary



NE 117th Ave & NE 99th St

Thursday, May 08, 2008
4:00 PM to 6:30 PM

Peak Hour Summary
4:35 PM to 5:35 PM

5-Minute Interval Summary

4:00 PM to 6:30 PM

Interval Start Time	Northbound NE 117th Ave				Southbound NE 117th Ave				Eastbound NE 99th St				Westbound NE 99th St				Interval Total	Pedestrians Crosswalk			
	L	T	R	Bikes	L	T	R	Bikes	L	T	R	Bikes	L	T	R	Bikes		North	South	East	West
4:00 PM	12	88	11	0	7	76	4	0	7	7	5	0	9	4	11	0	241	0	0	0	0
4:05 PM	15	73	19	0	9	83	2	0	5	5	6	0	11	5	12	0	245	0	0	0	0
4:10 PM	14	84	9	0	6	71	3	0	6	6	8	0	11	7	8	0	233	0	0	0	0
4:15 PM	13	96	7	1	9	74	1	0	9	3	6	0	9	8	10	0	245	0	0	0	0
4:20 PM	11	107	14	0	12	79	6	0	5	3	2	0	12	6	10	0	267	0	0	0	0
4:25 PM	19	114	15	0	11	86	3	0	9	1	6	0	9	6	13	0	292	0	0	0	0
4:30 PM	20	107	9	0	10	80	7	0	8	6	13	0	7	8	13	0	288	0	0	0	0
4:35 PM	16	97	14	0	7	86	1	0	15	7	3	0	7	5	8	0	266	0	0	0	0
4:40 PM	12	126	9	0	11	86	2	0	8	4	5	0	7	4	9	0	283	0	0	0	0
4:45 PM	9	109	10	0	9	71	0	0	4	5	15	0	15	7	13	2	267	0	0	0	0
4:50 PM	12	123	13	0	11	96	2	0	5	7	4	0	11	5	9	0	298	0	0	0	0
4:55 PM	8	110	19	0	7	89	4	0	10	8	6	0	10	11	14	0	296	2	0	0	0
5:00 PM	12	98	13	0	8	82	1	0	11	6	7	0	13	6	8	0	265	0	0	0	0
5:05 PM	10	124	20	0	13	87	5	0	5	4	10	0	9	9	12	0	308	0	0	0	2
5:10 PM	15	103	12	0	15	88	4	0	8	3	5	0	12	5	12	0	282	0	1	0	0
5:15 PM	7	123	12	0	13	71	2	0	12	6	8	0	11	9	7	0	281	0	0	0	0
5:20 PM	16	115	8	0	9	68	1	0	9	9	10	0	6	10	10	0	271	0	0	0	0
5:25 PM	11	101	15	0	11	89	4	0	6	5	7	0	15	5	10	0	279	0	0	0	0
5:30 PM	20	103	10	0	12	102	7	0	3	7	11	0	13	4	12	0	304	0	0	0	0
5:35 PM	17	90	13	0	7	83	1	0	6	4	6	0	9	3	8	0	247	0	1	0	0
5:40 PM	9	125	12	0	9	73	4	0	5	2	2	0	11	8	12	0	272	0	0	0	0
5:45 PM	13	115	14	0	14	83	6	0	7	5	7	0	10	6	11	0	291	0	0	0	0
5:50 PM	16	131	10	0	9	64	2	0	4	8	8	0	10	5	13	0	280	0	0	0	0
5:55 PM	11	101	13	0	9	76	4	0	6	4	4	0	6	7	6	0	247	0	0	0	0
6:00 PM	12	102	12	0	11	68	3	0	8	5	6	0	7	8	10	0	252	0	0	0	0
6:05 PM	9	89	10	0	6	60	2	0	4	4	11	0	8	11	8	0	222	0	0	0	0
6:10 PM	19	118	10	0	8	44	2	0	3	4	12	0	5	3	10	0	238	0	0	0	0
6:15 PM	18	96	12	0	3	63	1	0	9	2	6	0	11	3	7	0	231	0	1	0	0
6:20 PM	16	90	8	0	6	71	1	0	3	5	8	0	6	5	12	0	231	0	0	0	0
6:25 PM	13	92	11	0	9	63	2	0	6	6	10	0	9	6	9	0	236	0	0	0	0
Total Survey	405	3,150	364	1	281	2,312	87	0	206	151	217	0	289	189	307	2	7,958	2	3	0	2

15-Minute Interval Summary

4:00 PM to 6:30 PM

Interval Start Time	Northbound NE 117th Ave				Southbound NE 117th Ave				Eastbound NE 99th St				Westbound NE 99th St				Interval Total	Pedestrians Crosswalk			
	L	T	R	Bikes	L	T	R	Bikes	L	T	R	Bikes	L	T	R	Bikes		North	South	East	West
4:00 PM	41	245	39	0	22	230	9	0	18	18	19	0	31	16	31	0	719	0	0	0	0
4:15 PM	43	317	36	1	32	239	10	0	23	7	14	0	30	20	33	0	804	0	0	0	0
4:30 PM	48	330	32	0	28	252	10	0	31	17	21	0	21	17	30	0	837	0	0	0	0
4:45 PM	29	342	42	0	27	256	6	0	19	20	25	0	36	23	36	2	861	2	0	0	0
5:00 PM	37	325	45	0	36	257	10	0	24	13	22	0	34	20	32	0	855	0	1	0	2
5:15 PM	34	339	35	0	33	228	7	0	27	20	25	0	32	24	27	0	831	0	0	0	0
5:30 PM	46	318	35	0	28	258	12	0	14	13	19	0	33	15	32	0	823	0	1	0	0
5:45 PM	40	347	37	0	32	223	12	0	17	17	19	0	26	18	30	0	818	0	0	0	0
6:00 PM	40	309	32	0	25	172	7	0	15	13	29	0	20	22	28	0	712	0	0	0	0
6:15 PM	47	278	31	0	18	197	4	0	18	13	24	0	26	14	28	0	698	0	1	0	0
Total Survey	405	3,150	364	1	281	2,312	87	0	206	151	217	0	289	189	307	2	7,958	2	3	0	2

Peak Hour Summary

4:35 PM to 5:35 PM

By Approach	Northbound NE 117th Ave				Southbound NE 117th Ave				Eastbound NE 99th St				Westbound NE 99th St				Total	Pedestrians Crosswalk			
	In	Out	Total	Bikes	In	Out	Total	Bikes	In	Out	Total	Bikes	In	Out	Total	Bikes		North	South	East	West
Volume	1,635	1,235	2,870	0	1,174	1,552	2,726	0	258	261	519	0	333	352	685	2	3,400	2	1	0	2
%HV	3.6%				5.1%				2.7%				2.1%				3.9%				
PHF	0.96				0.97				0.90				0.88				0.98				

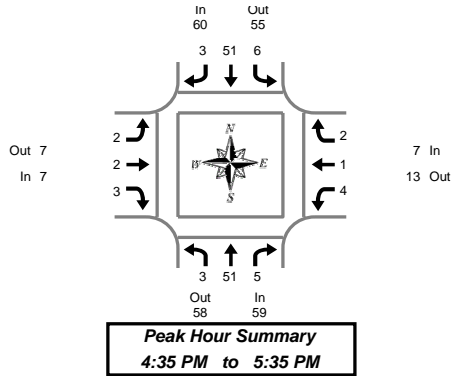
By Movement	Northbound NE 117th Ave				Southbound NE 117th Ave				Eastbound NE 99th St				Westbound NE 99th St				Total			
	L	T	R	Total	L	T	R	Total	L	T	R	Total	L	T	R	Total				
Volume	148	1,332	155	1,635	126	1,015	33	1,174	96	71	91	258	129	80	124	333	3,400			
%HV	2.0%	3.8%	3.2%	3.6%	4.8%	5.0%	9.1%	5.1%	2.1%	2.8%	3.3%	2.7%	3.1%	1.3%	1.6%	2.1%	3.9%			
PHF	0.79	0.93	0.75	0.96	0.77	0.95	0.69	0.97	0.83	0.85	0.81	0.90	0.90	0.77	0.86	0.88	0.98			

Rolling Hour Summary

4:00 PM to 6:30 PM

Interval Start Time	Northbound NE 117th Ave				Southbound NE 117th Ave				Eastbound NE 99th St				Westbound NE 99th St				Interval Total	Pedestrians Crosswalk			
	L	T	R	Bikes	L	T	R	Bikes	L	T	R	Bikes	L	T	R	Bikes		North	South	East	West
4:00 PM	161	1,234	149	1	109	977	35	0	91	62	79	0	118	76	130	2	3,221	2	0	0	0
4:15 PM	157	1,314	155	1	123	1,004	36	0	97	57	82	0	121	80	131	2	3,357	2	1	0	2
4:30 PM	148	1,336	154	0	124	993	33	0	101	70	93	0	123	84	125	2	3,384	2	1	0	2
4:45 PM	146	1,324	157	0	124	999	35	0	84	66	91	0	135	82	127	2	3,370	2	2	0	2
5:00 PM	157	1,329	152	0	129	966	41	0	82	63	85	0	125	77	121	0	3,327	0	2	0	2
5:15 PM	160	1,313	139	0	118	881	38	0	73	63	92	0	111	79	117	0	3,184	0	1	0	0
5:30 PM	173	1,252	135	0	103	850	35	0	64	56	91	0	105	69	118	0	3,051	0	2	0	0

Heavy Vehicle Summary



NE 117th Ave & NE 99th St

Thursday, May 08, 2008
4:00 PM to 6:30 PM

Heavy Vehicle 5-Minute Interval Summary 4:00 PM to 6:30 PM

Interval Start Time	Northbound NE 117th Ave				Southbound NE 117th Ave				Eastbound NE 99th St				Westbound NE 99th St				Interval Total
	L	T	R	Total	L	T	R	Total	L	T	R	Total	L	T	R	Total	
4:00 PM	0	2	0	2	0	4	0	4	0	0	0	0	0	0	0	0	6
4:05 PM	0	1	1	2	1	2	0	3	0	0	0	0	0	0	0	0	5
4:10 PM	0	3	0	3	0	3	0	3	0	0	0	0	1	0	0	1	7
4:15 PM	2	5	0	7	2	5	0	7	1	1	2	4	1	0	1	2	20
4:20 PM	1	2	1	4	0	6	1	7	0	0	0	0	1	0	1	0	12
4:25 PM	0	6	0	6	0	2	1	3	0	0	0	0	0	0	0	0	9
4:30 PM	0	4	0	4	0	4	1	5	0	1	0	1	0	0	1	1	11
4:35 PM	0	5	0	5	0	5	0	5	0	0	0	0	1	0	0	1	11
4:40 PM	1	7	0	8	0	7	0	7	1	0	0	1	0	0	0	0	16
4:45 PM	0	8	1	9	1	5	0	6	0	0	1	1	1	0	0	1	17
4:50 PM	0	9	1	10	2	6	0	8	0	1	0	1	0	0	0	0	19
4:55 PM	0	5	1	6	0	2	1	3	0	0	1	1	0	0	0	0	10
5:00 PM	1	2	0	3	0	3	0	3	0	1	0	1	1	0	0	1	8
5:05 PM	1	3	0	4	1	5	0	6	0	0	0	0	1	0	1	0	11
5:10 PM	0	1	1	2	0	4	0	4	0	0	0	0	1	0	0	1	7
5:15 PM	0	2	0	2	1	2	0	3	0	0	0	0	0	0	0	0	5
5:20 PM	0	4	0	4	0	1	0	1	0	0	1	1	0	0	1	1	7
5:25 PM	0	5	0	5	0	6	0	6	1	0	0	1	0	0	0	0	12
5:30 PM	0	0	1	1	1	5	2	8	0	0	0	0	0	0	1	1	10
5:35 PM	0	3	0	3	0	8	0	8	0	0	0	0	1	0	1	0	12
5:40 PM	0	1	0	1	1	7	1	9	0	0	0	0	1	0	0	1	11
5:45 PM	0	2	0	2	0	5	0	5	0	0	1	1	1	0	0	1	9
5:50 PM	1	1	1	3	0	3	0	3	0	1	0	1	0	0	1	1	8
5:55 PM	0	2	0	2	0	6	0	6	0	0	0	0	0	0	0	0	8
6:00 PM	0	1	1	2	0	2	0	2	0	0	0	0	0	0	0	0	4
6:05 PM	0	2	0	2	0	1	0	1	0	1	0	1	0	1	0	1	5
6:10 PM	0	5	1	6	0	3	0	3	0	0	0	0	1	0	1	2	11
6:15 PM	1	1	0	2	0	1	0	1	1	0	0	1	0	0	0	0	4
6:20 PM	0	2	0	2	0	1	0	1	0	0	0	0	0	0	1	1	4
6:25 PM	0	1	0	1	0	2	0	2	0	0	0	0	1	0	0	1	4
Total Survey	8	95	10	113	10	116	7	133	4	6	6	16	10	4	7	21	283

Heavy Vehicle 15-Minute Interval Summary 4:00 PM to 6:30 PM

Interval Start Time	Northbound NE 117th Ave				Southbound NE 117th Ave				Eastbound NE 99th St				Westbound NE 99th St				Interval Total
	L	T	R	Total	L	T	R	Total	L	T	R	Total	L	T	R	Total	
4:00 PM	0	6	1	7	1	9	0	10	0	0	0	0	1	0	0	1	18
4:15 PM	3	13	1	17	2	13	2	17	1	1	2	4	1	1	1	3	41
4:30 PM	1	16	0	17	0	16	1	17	1	1	0	2	1	0	1	2	38
4:45 PM	0	22	3	25	3	13	1	17	0	1	2	3	1	0	0	1	46
5:00 PM	2	6	1	9	1	12	0	13	0	1	0	1	2	1	0	3	26
5:15 PM	0	11	0	11	1	9	0	10	1	0	1	2	0	0	1	1	24
5:30 PM	0	4	1	5	2	20	3	25	0	0	0	0	1	1	1	3	33
5:45 PM	1	5	1	7	0	14	0	14	0	1	1	2	1	0	1	2	25
6:00 PM	0	8	2	10	0	6	0	6	0	1	0	1	1	1	1	3	20
6:15 PM	1	4	0	5	0	4	0	4	1	0	0	1	1	0	1	2	12
Total Survey	8	95	10	113	10	116	7	133	4	6	6	16	10	4	7	21	283

Heavy Vehicle Peak Hour Summary 4:35 PM to 5:35 PM

By Approach	Northbound NE 117th Ave			Southbound NE 117th Ave			Eastbound NE 99th St			Westbound NE 99th St			Total
	In	Out	Total	In	Out	Total	In	Out	Total	In	Out	Total	
Volume	59	58	117	60	55	115	7	7	14	7	13	20	133
PHF	0.55			0.71			0.58			0.58			0.64

By Movement	Northbound NE 117th Ave				Southbound NE 117th Ave				Eastbound NE 99th St				Westbound NE 99th St				Total
	L	T	R	Total	L	T	R	Total	L	T	R	Total	L	T	R	Total	
Volume	3	51	5	59	6	51	3	60	2	2	3	7	4	1	2	7	133
PHF	0.38	0.53	0.42	0.55	0.50	0.71	0.38	0.71	0.50	0.25	0.38	0.58	0.50	0.25	0.25	0.58	0.64

Heavy Vehicle Rolling Hour Summary 4:00 PM to 6:30 PM

Interval Start Time	Northbound NE 117th Ave				Southbound NE 117th Ave				Eastbound NE 99th St				Westbound NE 99th St				Interval Total
	L	T	R	Total	L	T	R	Total	L	T	R	Total	L	T	R	Total	
4:00 PM	4	57	5	66	6	51	4	61	2	3	4	9	4	1	2	7	143
4:15 PM	6	57	5	68	6	54	4	64	2	4	4	10	5	2	2	9	151
4:30 PM	3	55	4	62	5	50	2	57	2	3	3	8	4	1	2	7	134
4:45 PM	2	43	5	50	7	54	4	65	1	2	3	6	4	2	2	8	129
5:00 PM	3	26	3	32	4	55	3	62	1	2	2	5	4	2	3	9	108
5:15 PM	1	28	4	33	3	49	3	55	1	2	2	5	3	2	4	9	102
5:30 PM	2	21	4	27	2	44	3	49	1	2	1	4	4	2	4	10	90

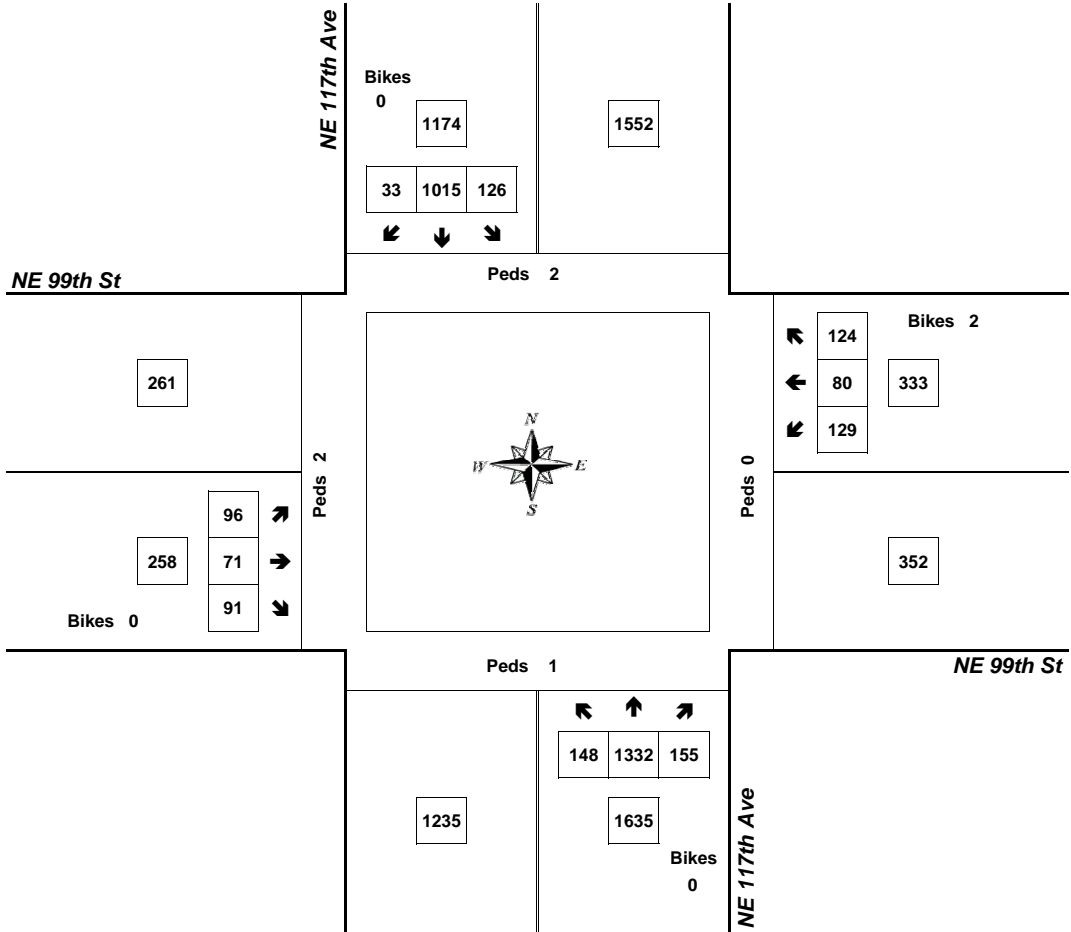
Peak Hour Summary



Clay Carney
(503) 833-2740

NE 117th Ave & NE 99th St

4:35 PM to 5:35 PM
Thursday, May 08, 2008



Approach	PHF	HV%	Volume
EB	0.90	2.7%	258
WB	0.88	2.1%	333
NB	0.96	3.6%	1,635
SB	0.97	5.1%	1,174
Intersection	0.98	3.9%	3,400

Count Period: 4:00 PM to 6:30 PM