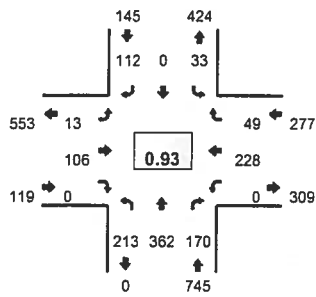


Type of peak hour being reported: Intersection Peak

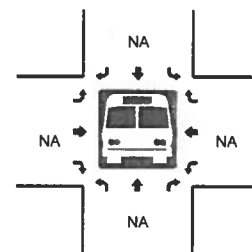
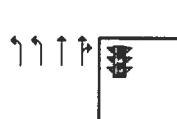
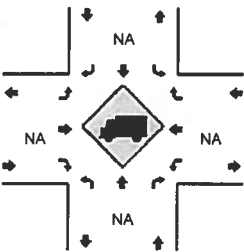
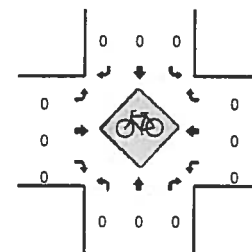
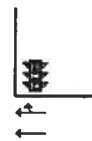
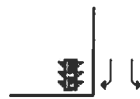
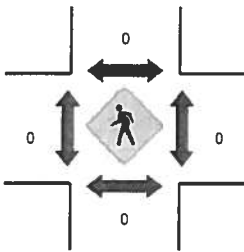
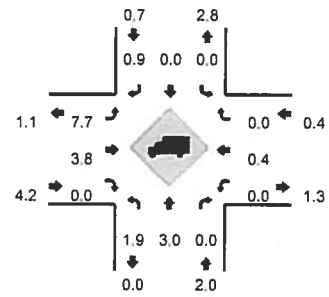
Method for determining peak hour: Total Entering Volume

LOCATION: I-5 NB Off Ramp/NE 10th Ave -- NE 179th St
 CITY/STATE: Mount Vista, WA

QC JOB #: 10900217
 DATE: Wed, Feb 20 2013



Peak-Hour: 4:35 PM -- 5:35 PM
 Peak 15-Min: 4:45 PM -- 5:00 PM



5-Min Count Period Beginning At	I-5 NB Off Ramp/NE 10th Ave (Northbound)				I-5 NB Off Ramp/NE 10th Ave (Southbound)				NE 179th St (Eastbound)				NE 179th St (Westbound)				Total	Hourly Totals
	Left	Thru	Right	U	Left	Thru	Right	U	Left	Thru	Right	U	Left	Thru	Right	U		
4:00 PM	12	29	8	0	0	0	8	0	1	10	0	0	0	16	7	0	91	
4:05 PM	22	24	13	0	4	0	8	0	2	14	0	0	0	13	1	0	101	
4:10 PM	14	24	12	0	1	0	6	0	2	13	0	0	0	28	7	0	107	
4:15 PM	16	34	15	0	2	0	9	0	4	8	0	0	0	15	5	0	108	
4:20 PM	10	19	19	0	6	0	12	0	0	9	0	0	0	15	6	0	96	
4:25 PM	12	20	11	0	0	0	13	0	0	7	0	0	0	13	2	0	78	
4:30 PM	15	27	13	0	1	0	15	0	2	3	0	0	0	15	4	0	95	
4:35 PM	23	22	12	0	3	0	14	0	0	10	0	0	0	16	6	0	106	
4:40 PM	20	29	10	0	3	0	9	0	1	7	0	0	0	23	5	0	107	
4:45 PM	22	30	12	0	2	0	8	0	2	6	0	0	0	19	7	0	108	
4:50 PM	17	30	15	0	1	0	8	0	1	16	0	0	0	22	6	0	116	
4:55 PM	18	41	20	0	6	0	7	0	1	9	0	0	0	15	4	0	121	1234
5:00 PM	16	27	10	0	3	0	10	0	3	8	0	0	0	20	1	0	98	1241
5:05 PM	16	26	13	0	0	0	12	0	0	7	0	0	0	20	8	0	102	1242
5:10 PM	16	20	15	0	2	0	13	0	1	7	0	0	0	18	0	0	92	1227
5:15 PM	23	44	20	0	2	0	6	0	1	8	0	0	0	24	3	0	131	1250
5:20 PM	15	31	12	0	4	0	10	0	1	11	0	0	0	17	3	0	104	1258
5:25 PM	9	27	15	0	2	0	8	0	2	8	0	0	0	24	2	0	97	1277
5:30 PM	18	35	16	0	5	0	7	0	0	9	0	0	0	10	4	0	104	1286
5:35 PM	12	23	17	0	1	0	8	0	1	12	0	0	0	22	1	0	97	1277
5:40 PM	17	35	16	0	1	0	13	0	2	8	0	0	0	10	4	0	106	1276
5:45 PM	18	21	18	0	3	0	11	0	3	10	0	0	0	18	3	0	105	1273
5:50 PM	19	23	9	0	2	0	11	0	1	8	0	0	0	12	7	0	92	1249
5:55 PM	20	19	9	0	5	0	8	0	2	9	0	0	0	17	2	0	91	1219
Peak 15-Min Flowrates	Northbound				Southbound				Eastbound				Westbound				Total	
	Left	Thru	Right	U	Left	Thru	Right	U	Left	Thru	Right	U	Left	Thru	Right	U		
All Vehicles	228	404	188	0	36	0	92	0	16	124	0	0	0	224	68	0	1380	
Heavy Trucks	4	24	0	0	0	0	4	0	4	4	0	0	0	0	0	0	40	
Pedestrians		0				0				0				0			0	
Bicycles	0	0	0		0	0	0		0	0	0		0	0	0		0	
Railroad																		
Stopped Buses																		

Comments: