

0315

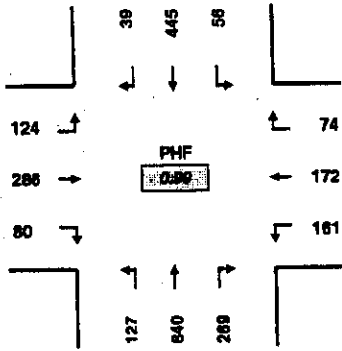
INTERSECTION: SR 503-199th-
PROJECT ID#: 6150
QC JOB #: 10018301

START TIME: 4:00 PM
END TIME: 6:00 PM
DATE: 10/15/2003

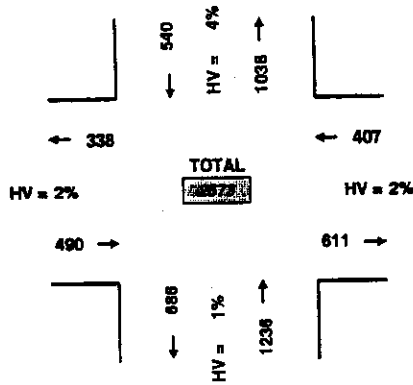


QUALITY COUNTS
10225 SW 85th Avenue, Ste. 105
Tigard, OR 97224
Phone: 503-620-4242
Fax: 503-620-4645
email: jrw@qualitycounts.net
www.qualitycounts.net

PEAK HOUR TURNING MOVEMENTS



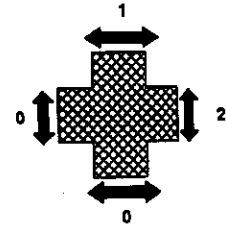
PEAK HOUR LINK VOLUMES



PEAK HOUR: 4:15 PM - 5:45 PM

PEAK 15 MINUTES: 5:00 PM - 5:15 PM

PEAK HOUR PED CROSSING VOLUMES



5-MINUTE COUNT PERIOD BEGINNING AT	SR 503- (Southbound)			199th- (Westbound)			SR 503- (Northbound)			199th- (Eastbound)			Crosswalk Usage (Peds By Approach)				TOTAL	
	Right	Thru	Left	Right	Thru	Left	Right	Thru	Left	Right	Thru	Left	North	East	South	West	Veh	Peds
4:00 PM	1	37	6	6	16	17	23	51	13	0	21	4	0	0	0	0	195	0
4:05 PM	7	21	7	7	14	14	24	50	6	0	22	7	0	0	0	0	179	0
4:10 PM	3	33	3	1	12	10	13	53	4	0	24	7	0	0	0	0	183	0
4:15 PM	5	43	10	3	10	18	20	60	11	1	18	11	0	0	0	0	210	0
4:20 PM	4	31	4	11	16	13	26	67	15	0	22	8	0	0	0	0	200	0
4:25 PM	3	33	10	5	9	10	23	61	17	0	22	7	0	0	0	0	234	0
4:30 PM	6	30	7	6	17	20	28	82	12	2	13	11	0	0	0	0	215	0
4:35 PM	2	53	6	3	14	11	27	61	9	8	17	4	0	0	0	0	185	0
4:40 PM	4	19	5	7	19	13	30	49	8	9	19	13	0	0	0	0	223	0
4:45 PM	2	38	5	7	18	12	21	66	10	7	28	9	0	0	0	0	229	0
4:50 PM	3	40	4	7	18	9	19	85	10	4	18	12	0	0	0	0	217	0
4:55 PM	3	33	7	9	12	29	15	52	9	7	27	14	0	0	0	0	214	0
5:00 PM	2	35	1	5	18	18	18	73	14	4	18	8	0	0	0	0	223	0
5:05 PM	2	51	8	6	8	12	31	59	16	4	16	10	0	0	0	0	239	0
5:10 PM	7	40	6	3	14	12	26	76	15	6	21	13	0	0	0	0	201	0
5:15 PM	3	27	4	3	17	16	21	57	5	7	31	10	0	0	0	0	257	0
5:20 PM	4	42	0	9	19	12	38	93	7	6	16	11	0	0	0	0	201	0
5:25 PM	5	35	3	4	7	8	14	67	15	7	25	11	0	0	0	0	223	2
5:30 PM	3	29	8	5	13	9	24	79	9	11	28	5	1	1	0	0	237	1
5:35 PM	1	40	3	8	15	15	20	69	10	10	36	10	0	1	0	0	209	0
5:40 PM	4	35	7	8	13	9	22	64	7	7	22	11	0	0	0	0	209	0
5:45 PM	6	33	7	4	18	22	17	61	5	4	15	17	0	0	0	0	218	1
5:50 PM	6	40	4	7	18	10	15	67	10	6	30	5	0	1	0	0	153	0
5:55 PM	1	24	3	2	11	10	22	43	8	4	17	8	0	0	0	0		
HOURLY TOTALS	Southbound			Westbound			Northbound			Eastbound			Pedestrians By Approach				TOTAL	
	Right	Thru	Left	Right	Thru	Left	Right	Thru	Left	Right	Thru	Left	North	East	South	West	Veh	Peds
4:00 PM	43	411	74	72	175	176	289	737	124	38	251	107	0	0	0	0	2477	0
4:15 PM	43	446	73	72	173	177	284	791	146	52	239	120	0	0	0	0	2616	0
4:30 PM	43	443	56	69	181	172	288	820	130	71	249	126	0	0	0	0	2648	0
4:45 PM	39	445	56	74	172	181	269	840	127	80	286	124	1	2	0	0	2673	3
5:00 PM	44	431	54	64	171	153	288	808	121	76	275	119	1	3	0	0	2584	4