



Interval 60 min. 15 min.
 Binned(CL/SP) Count(volume)
 Lane No 1 2

Direction Channel 1 _____
 Direction Channel 2 _____
 Unique ID# _____


Counter No. 242285 Count ID HPMS
 SR 502 RRT/RRQ MP 0.61
 Leg 2 Direction WB OSID _____

** HISTORICAL MP = 2.05*

Station Description ON SR 502 E/O NE 10th ave

Date	Day	Time	Comments
6/10/19	2	12:24	Manual (1) <u>10</u> (2) _____ Counter (1) <u>10</u> (2) _____ Set up ok JDM/JV 6.5v
6/11/19	3	10:49	Manual (1) <u>50</u> (2) _____ Counter (1) <u>50</u> (2) _____ Check ok JDM/JV 7.1v
6/12/19	4	07:45	Manual (1) <u>23</u> (2) _____ Counter (1) <u>23</u> (2) _____ Check ok JDM/JV 6.8v
6/13/19	5	10:37	Manual (1) <u>50</u> (2) _____ Counter (1) <u>50</u> (2) _____ Check ok JDM/JV 7.1
6/14/19	6	06:31	Manual (1) <u>1</u> (2) _____ Counter (1) <u>1</u> (2) _____ P/U ok JDM/JV 6.4v

Sketch



J. Mydlar
Field Person

20277



Interval 60 min. 15 min.
 Binned(CL/SP) Count(volume)
Lane No 1 2


Direction Channel 1 _____
Direction Channel 2 _____
Unique ID# _____

Counter No. 242291 Count ID HPMS
SR 502 RRT/RRQ _____ MP 0.61
Leg 2 Direction EB OSID _____

Station Description ON SR 502 E/O NE 10th ave

Date	Day	Time	Comments		
6/10/19	2	12:19	Manual (1) <u>10</u> (2) _____ Counter (1) <u>10</u> (2) _____	Set up ok	JDM/JV 6.5v
6/11/19	3	10:46	Manual (1) <u>50</u> (2) _____ Counter (1) <u>48</u> (2) _____	Check ok SP=2	JDM/JV 7.2v
6/12/19	4	07:42	Manual (1) <u>20</u> (2) _____ Counter (1) <u>20</u> (2) _____	Check ok	JDM/JV 6.7v
6/13/19	5	10:33	Manual (1) <u>50</u> (2) _____ Counter (1) <u>50</u> (2) _____	Check ok	JDM/JV 6.5v
6/14/19	6	06:48	Manual (1) <u>1</u> (2) _____ Counter (1) <u>1</u> (2) _____	P/U ok	JDM/JV 6.5v

Sketch



North

J. Mylar
Field Person

STATE OF WASHINGTON - DEPARTMENT OF TRANSPORTATION
TRIP SYSTEM
15 MINUTE TRAFFIC COUNT SUMMARY

SR 502	MP 000.61	OFF SYSTEM ID.	LEG 2	DIRECTION OF TRAFFIC WESTBOUND	LANE ALL	OF																				
COUNT IDENTIFIER	HPMS	COUNTER NUMBER	242285	DESCRIPTION: ON SR 502 E/O NE 10TH AVE																						
06/10/19 MONDAY				AM HOURS											PM HOURS											DAILY
	12	1	2	3	4	5	6	7	8	9	10	11	12	1	2	3	4	5	6	7	8	9	10	11	TOTAL	
	1	2	3	4	5	6	7	8	9	10	11	12	1	2	3	4	5	6	7	8	9	10	11			
00-15														131	142	152	163	167	142	101	63	78	58	21		
15-30														160	165	149	194	161	143	89	74	112	53	29		
30-45														174	146	150	173	178	159	118	82	85	93	42	16	
45-00														144	136	133	132	144	147	110	63	65	70	43	13	
HOUR	-----																									
TOT														318	573	590	606	679	634	513	335	287	353	196	79	5163

AM PEAK HOUR 0000 TO 0000 VOLUME 0 AM TOTAL 0
PM PEAK HOUR 0415 TO 0515 VOLUME 683 PM TOTAL 5163

06/11/19 TUESDAY				AM HOURS											PM HOURS											DAILY
	12	1	2	3	4	5	6	7	8	9	10	11	12	1	2	3	4	5	6	7	8	9	10	11	TOTAL	
	1	2	3	4	5	6	7	8	9	10	11	12	1	2	3	4	5	6	7	8	9	10	11			
00-15	10	1	5	13	42	141	197	199	199	179	170	142	140	154	162	123	188	186	165	99	93	77	55	22		
15-30	7	12	8	19	65	196	199	263	183	164	150	173	144	166	177	162	174	224	122	97	107	71	45	14		
30-45	10	12	11	25	75	221	220	220	187	189	152	144	171	117	168	160	174	144	105	96	80	77	35	17		
45-00	7	3	8	33	87	198	181	208	172	150	139	140	155	141	143	146	149	157	108	90	114	65	23	10		
HOUR	-----																									
TOT	34	28	32	90	269	756	797	890	741	682	611	599	610	578	650	591	685	711	500	382	394	290	158	63	11141	

AM PEAK HOUR 0700 TO 0800 VOLUME 890 AM TOTAL 5529
PM PEAK HOUR 0430 TO 0530 VOLUME 733 PM TOTAL 5612

06/12/19 WEDNESDAY				AM HOURS											PM HOURS											DAILY
	12	1	2	3	4	5	6	7	8	9	10	11	12	1	2	3	4	5	6	7	8	9	10	11	TOTAL	
	1	2	3	4	5	6	7	8	9	10	11	12	1	2	3	4	5	6	7	8	9	10	11			
00-15	18	8	17	15	36	139	190	194	186	150	190	127	146	150	153	173	177	172	144	106	72	94	38	29		
15-30	14	5	13	17	52	207	185	257	189	193	168	164	124	136	160	171	200	170	139	90	98	80	39	10		
30-45	4	14	8	23	85	227	191	210	193	194	152	139	177	131	155	167	157	153	109	76	90	73	37	20		
45-00	9	5	13	32	99	196	185	237	172	170	142	139	147	137	158	158	191	152	125	87	105	56	21	11		
HOUR	-----																									
TOT	45	32	51	87	272	769	751	898	740	707	652	569	594	554	626	669	725	647	517	359	365	303	135	70	11137	

AM PEAK HOUR 0700 TO 0800 VOLUME 898 AM TOTAL 5573
PM PEAK HOUR 0400 TO 0500 VOLUME 725 PM TOTAL 5564

STATE OF WASHINGTON - DEPARTMENT OF TRANSPORTATION
TRIPS SYSTEM
15 MINUTE TRAFFIC COUNT SUMMARY

SR 502	MP 000.61	OFF SYSTEM ID.	LEG 2	DIRECTION OF TRAFFIC WESTBOUND	LANE ALL OF																							
COUNT IDENTIFIER	HPMS	COUNTER NUMBER	DESCRIPTION: ON SR 502 E/O NE 10TH AVE																									
06/13/19 THURSDAY				AM HOURS												PM HOURS												DAILY
			12	1	2	3	4	5	6	7	8	9	10	11	12	1	2	3	4	5	6	7	8	9	10	11	12	TOTAL
00-15	14	5	13	13	36	131	188	190	180	166	168	147	150	162	136	121	180	192	153	110	94	74	46	22	22			
15-30	10	4	10	19	65	206	201	248	203	191	152	147	170	164	136	181	168	170	135	122	85	83	30	16	16			
30-45	5	16	8	22	87	212	223	226	219	185	178	157	158	144	151	186	196	183	147	94	91	58	27	26	26			
45-00	7	8	12	26	80	202	204	217	195	177	146	173	152	141	136	147	196	163	105	83	55	44	36	11	11			
HOUR																												
TOT	36	33	43	80	268	751	816	881	797	719	644	624	630	611	559	635	740	708	540	409	325	259	139	75	11322			

AM PEAK HOUR 0700 TO 0800 VOLUME 881 AM TOTAL 5692
PM PEAK HOUR 0430 TO 0530 VOLUME 754 PM TOTAL 5630

06/14/19 FRIDAY				AM HOURS												PM HOURS												DAILY
			12	1	2	3	4	5	6	7	8	9	10	11	12	1	2	3	4	5	6	7	8	9	10	11	12	TOTAL
00-15	7	8	15	20	31	128	171																		171			
15-30	5	13	14	21	65	169	184																		184			
30-45	18	10	10	20	71	178																		178				
45-00	8	13	5	27	65	199																		199				
HOUR																												
TOT	38	44	44	88	232	674	355																		1475			

AM PEAK HOUR 0530 TO 0630 VOLUME 732 AM TOTAL 1475
PM PEAK HOUR 0000 TO 0000 VOLUME 0 PM TOTAL 0

06/10/19 THRU 06/14/19
TOTAL HOURS FOR COUNT 89

3 DAYS
AVG WEEKDAY VOL 11200 X SEASONAL ADJ. FACTOR 0.9200 = 10304 X AXLE CORR FACTOR 0.9789 = ESTIMATED AVG DAILY TRAFFIC 10087

STATE OF WASHINGTON - DEPARTMENT OF TRANSPORTATION
TRIPS SYSTEM
15 MINUTE TRAFFIC COUNT SUMMARY

SR 502 MP 000.61 OFF SYSTEM ID. LEG 2 DIRECTION OF TRAFFIC EASTBOUND LANE ALL OF

COUNT IDENTIFIER HPMS COUNTER NUMBER 242291 DESCRIPTION: ON SR 502 E/O NE 10TH AVE

06/10/19 MONDAY													PM HOURS											DAILY TOTAL	
AM HOURS																									
	12	1	2	3	4	5	6	7	8	9	10	11	12	1	2	3	4	5	6	7	8	9	10	11	12
00-15														145	178	226	260	331	230	121	105	85	56	44	
15-30														148	174	246	288	317	164	147	90	88	54	40	
30-45													166	177	197	244	295	252	176	123	86	70	46	34	
45-00													149	188	209	313	328	266	140	115	80	69	42	22	
HOUR	-----																								
TOT													315	658	758	1029	1171	1166	710	506	361	312	198	140	7324

AM PEAK HOUR 0000 TO 0000 VOLUME 0 AM TOTAL 0
PM PEAK HOUR 0430 TO 0530 VOLUME 1271 PM TOTAL 7324

06/11/19 TUESDAY													PM HOURS											DAILY TOTAL	
AM HOURS																									
	12	1	2	3	4	5	6	7	8	9	10	11	12	1	2	3	4	5	6	7	8	9	10	11	12
00-15	27	12	11	7	9	22	55	130	130	104	129	112	161	153	164	244	278	275	237	156	95	117	67	43	
15-30	27	12	3	6	5	24	70	157	113	101	126	124	169	159	179	267	277	308	210	139	135	92	62	34	
30-45	11	12	17	10	15	37	104	187	129	118	152	146	138	205	225	277	282	278	192	123	83	79	49	31	
45-00	31	17	14	18	12	31	121	164	132	152	156	163	153	172	232	279	272	214	168	131	105	75	42	39	
HOUR	-----																								
TOT	96	53	45	41	41	114	350	638	504	475	563	545	621	689	800	1067	1109	1075	807	549	418	363	220	147	11330

AM PEAK HOUR 0700 TO 0800 VOLUME 638 AM TOTAL 3465
PM PEAK HOUR 0430 TO 0530 VOLUME 1137 PM TOTAL 7865

06/12/19 WEDNESDAY													PM HOURS											DAILY TOTAL	
AM HOURS																									
	12	1	2	3	4	5	6	7	8	9	10	11	12	1	2	3	4	5	6	7	8	9	10	11	12
00-15	30	24	13	9	12	21	52	127	116	120	112	154	168	171	192	233	265	248	203	184	119	117	64	49	
15-30	23	23	5	10	11	25	70	139	126	118	129	135	194	148	228	257	267	301	206	137	118	97	61	34	
30-45	23	6	18	6	8	29	99	145	112	113	114	162	163	160	223	247	294	245	171	116	124	97	60	43	
45-00	20	12	8	15	17	49	115	138	121	123	126	169	159	188	244	261	270	225	178	123	104	90	48	39	
HOUR	-----																								
TOT	96	65	44	40	48	124	336	549	475	474	481	620	684	667	887	998	1096	1019	758	560	465	401	233	165	11285

AM PEAK HOUR 1100 TO 1200 VOLUME 620 AM TOTAL 3352
PM PEAK HOUR 0430 TO 0530 VOLUME 1113 PM TOTAL 7933

DOT-RNB515A-B

STATE OF WASHINGTON - DEPARTMENT OF TRANSPORTATION
TRIPS SYSTEM
15 MINUTE TRAFFIC COUNT SUMMARY

DATE 08/12/19
TIME 09:48:40
PAGE 48

SR 502 MP 000.61 OFF SYSTEM ID. LEG 2 DIRECTION OF TRAFFIC EASTBOUND LANE ALL OF

COUNT IDENTIFIER HPMS COUNTER NUMBER 242291 DESCRIPTION: ON SR 502 E/O NE 10TH AVE

06/13/19 THURSDAY												PM HOURS												DAILY TOTAL	
AM HOURS																									
	12	1	2	3	4	5	6	7	8	9	10	11	12	1	2	3	4	5	6	7	8	9	10	11	
	1	2	3	4	5	6	7	8	9	10	11	12	1	2	3	4	5	6	7	8	9	10	11	12	
00-15	29	18	15	6	7	24	48	148	112	117	108	138	142	149	180	233	257	260	210	156	122	112	84	48	
15-30	30	22	4	8	12	20	78	163	143	97	118	139	165	166	176	266	271	317	211	143	125	109	84	50	
30-45	20	15	15	7	10	31	93	161	135	123	169	135	170	193	195	264	302	236	176	139	108	71	73	46	
45-00	14	11	15	9	13	45	116	150	135	109	149	127	140	167	225	246	295	234	177	123	119	84	65	36	
HOUR	-----																								
TOT	93	66	49	30	42	120	335	622	525	446	544	539	617	675	776	1009	1125	1047	774	561	474	376	306	180	11331

AM PEAK HOUR 0700 TO 0800 VOLUME 622 AM TOTAL 3411
PM PEAK HOUR 0430 TO 0530 VOLUME 1174 PM TOTAL 7920

06/14/19 FRIDAY												PM HOURS												DAILY TOTAL
AM HOURS																								
	12	1	2	3	4	5	6	7	8	9	10	11	12	1	2	3	4	5	6	7	8	9	10	11
	1	2	3	4	5	6	7	8	9	10	11	12	1	2	3	4	5	6	7	8	9	10	11	12
00-15	40	17	14	10	12	15	52																	
15-30	29	13	11	9	11	28	58																	
30-45	32	19	14	14	22	19	93																	
45-00	10	12	3	10	13	45																		
HOUR	-----																							
TOT	111	61	42	43	58	107	203																	625

AM PEAK HOUR 0545 TO 0645 VOLUME 248 AM TOTAL 625
PM PEAK HOUR 0000 TO 0000 VOLUME 0 PM TOTAL 0

06/10/19 THRU 06/14/19
TOTAL HOURS FOR COUNT 89

3 DAYS FACTOR GROUP CB-02 FACTOR GROUP GR-B2
AVG WEEKDAY VOL 11315 X SEASONAL ADJ. FACTOR 0.9200 = 10410 X AXLE CORR FACTOR 0.9789 = ESTIMATED AVG DAILY TRAFFIC 10190

STATE OF WASHINGTON - DEPARTMENT OF TRANSPORTATION
TRIPS SYSTEM
15 MINUTE TRAFFIC COUNT SUMMARY

SR 502	MP 000.61	OFF SYSTEM ID.	LEG 2	DIRECTION OF TRAFFIC	BOTH WAYS	LANE ALL	OF																				
COUNT IDENTIFIER	HPMS	COUNTER NUMBER	242291	DESCRIPTION: ON SR 502 E/O NE 10TH AVE																							
06/10/19 MONDAY				AM HOURS												PM HOURS											
	12	1	2	3	4	5	6	7	8	9	10	11	12	1	2	3	4	5	6	7	8	9	10	11	DAILY		
	1	2	3	4	5	6	7	8	9	10	11	12	1	2	3	4	5	6	7	8	9	10	11	12	TOTAL		
00-15														276	320	378	423	498	372	222	168	163	114	65			
15-30														308	339	395	482	478	307	236	164	200	107	69			
30-45													340	323	347	417	473	411	294	205	171	163	88	50			
45-00													293	324	342	445	472	413	250	178	145	139	85	35			
HOUR	-----																										
TOT														633	1231	1348	1635	1850	1800	1223	841	648	665	394	219	12487	

AM PEAK HOUR 0000 TO 0000 VOLUME 0 AM TOTAL 0
PM PEAK HOUR 0415 TO 0515 VOLUME 1925 PM TOTAL 12487

06/11/19 TUESDAY				AM HOURS												PM HOURS											
	12	1	2	3	4	5	6	7	8	9	10	11	12	1	2	3	4	5	6	7	8	9	10	11	DAILY		
	1	2	3	4	5	6	7	8	9	10	11	12	1	2	3	4	5	6	7	8	9	10	11	12	TOTAL		
00-15	37	13	16	20	51	163	252	329	329	283	299	254	301	307	326	367	466	461	402	255	188	194	122	65			
15-30	34	24	11	25	70	220	269	420	296	265	276	297	313	325	356	429	451	532	332	236	242	163	107	48			
30-45	21	24	28	35	90	258	324	407	316	307	304	290	309	322	393	437	456	422	297	219	163	156	84	48			
45-00	38	20	22	51	99	229	302	372	304	302	295	303	308	313	375	425	421	371	276	221	219	140	65	49			
HOUR	-----																										
TOT	130	81	77	131	310	870	1147	1528	1245	1157	1174	1144	1231	1267	1450	1658	1794	1786	1307	931	812	653	378	210	22471		

AM PEAK HOUR 0700 TO 0800 VOLUME 1528 AM TOTAL 8994
PM PEAK HOUR 0430 TO 0530 VOLUME 1870 PM TOTAL 13477

06/12/19 WEDNESDAY				AM HOURS												PM HOURS											
	12	1	2	3	4	5	6	7	8	9	10	11	12	1	2	3	4	5	6	7	8	9	10	11	DAILY		
	1	2	3	4	5	6	7	8	9	10	11	12	1	2	3	4	5	6	7	8	9	10	11	12	TOTAL		
00-15	48	32	30	24	48	160	242	321	302	270	302	281	314	321	345	406	442	420	347	290	191	211	102	78			
15-30	37	28	18	27	63	232	255	396	315	311	297	299	318	284	388	428	467	471	345	227	216	177	100	44			
30-45	27	20	26	29	93	256	290	355	305	307	266	301	340	291	378	414	451	398	280	192	214	170	97	63			
45-00	29	17	21	47	116	245	300	375	293	293	268	308	306	325	402	419	461	377	303	210	209	146	69	50			
HOUR	-----																										
TOT	141	97	95	127	320	893	1087	1447	1215	1181	1133	1189	1278	1221	1513	1667	1821	1666	1275	919	830	704	368	235	22422		

AM PEAK HOUR 0700 TO 0800 VOLUME 1447 AM TOTAL 8925
PM PEAK HOUR 0400 TO 0500 VOLUME 1821 PM TOTAL 13497

STATE OF WASHINGTON - DEPARTMENT OF TRANSPORTATION
TRIP SYSTEM
15 MINUTE TRAFFIC COUNT SUMMARY

SR 502 MP 000.61 OFF SYSTEM ID. LEG 2 DIRECTION OF TRAFFIC BOTH WAYS LANE ALL OF

COUNT IDENTIFIER HPMS COUNTER NUMBER 242291 DESCRIPTION: ON SR 502 E/O NE 10TH AVE

06/13/19 THURSDAY				AM HOURS											PM HOURS											DAILY TOTAL
12	1	2	3	4	5	6	7	8	9	10	11	12	1	2	3	4	5	6	7	8	9	10	11			
00-15	43	23	28	19	43	155	236	338	292	283	276	285	292	311	316	354	437	452	363	266	216	186	130	70		
15-30	40	26	14	27	77	226	279	411	346	288	270	286	335	330	312	447	439	487	346	265	210	192	114	66		
30-45	25	31	23	29	97	243	316	387	354	308	347	292	328	337	346	450	498	419	323	233	199	129	100	72		
45-00	21	19	27	35	93	247	320	367	330	286	295	300	292	308	361	393	491	397	282	206	174	128	101	47		
TOT	129	99	92	110	310	871	1151	1503	1322	1165	1188	1163	1247	1286	1335	1644	1865	1755	1314	970	799	635	445	255	22653	

AM PEAK HOUR 0700 TO 0800 VOLUME 1503 AM TOTAL 9103
PM PEAK HOUR 0430 TO 0530 VOLUME 1928 PM TOTAL 13550

06/14/19 FRIDAY				AM HOURS											PM HOURS											DAILY TOTAL
12	1	2	3	4	5	6	7	8	9	10	11	12	1	2	3	4	5	6	7	8	9	10	11			
00-15	47	25	29	30	43	143	223																			
15-30	34	26	25	30	76	197	242																			
30-45	50	29	24	34	93	197																				
45-00	18	25	8	37	78	244																				
TOT	149	105	86	131	290	781	465																		2007	

AM PEAK HOUR 0530 TO 0630 VOLUME 906 AM TOTAL 2007
PM PEAK HOUR 0000 TO 0000 VOLUME 0 PM TOTAL 0

06/10/19 THRU 06/14/19
TOTAL HOURS FOR COUNT 89

3 DAYS FACTOR GROUP CB-02 FACTOR GROUP GR-B2
AVG WEEKDAY VOL 22515 X SEASONAL ADJ. FACTOR 0.9200 = 20714 X AXLE CORR FACTOR 0.9789 = ESTIMATED AVG DAILY TRAFFIC 20277

PEAK HOUR PERCENTAGES: K = 8.56 D = 60.89
PEAK HOUR LOCATION : VOLUME = 1928 DATE: 06/13/19 TIME: 04:30 PM



Interval 60 min. 15 min.
 Binned(CL/SP) Count(volume)
 Lane No 1 2

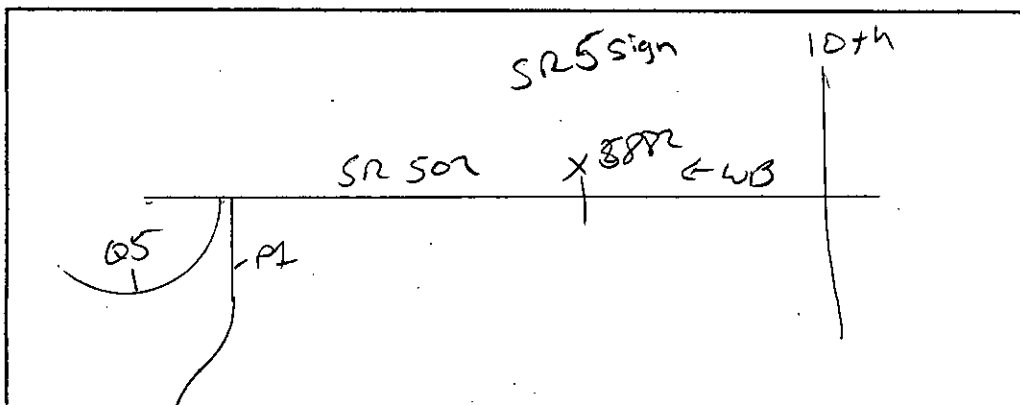
Direction Channel 1 _____
 Direction Channel 2 _____
 Unique ID# _____

Counter No. 245882 Count ID ATR
 SR 502 RRT/RRQ _____ MP 0.35
 Leg 2 Direction WB OSID _____

Station Description ON SR 502 E/O SR 5 NB ramps ON RAMPERS WYE CONC

Date	Day	Time	Comments
6/10/19	2	12:09	Manual (1) 10 (2) _____ Set up ok JDM/JV 6.4v Counter (1) 10 (2)
6/11/19	3	10:35	Manual (1) 50 (2) _____ Check ok JDM/JV 6.6v Counter (1) 50 (2)
6/12/19	4	07:39	Manual (1) 14 (2) _____ Check ok JDM/JV 6.5v Counter (1) 14 (2)
6/13/19	5	10:24	Manual (1) 39 (2) _____ Check ok JDM/JV 6.7v Counter (1) 39 (2)
6/14/19	6	06:43	Manual (1) 1 (2) _____ P/U ok JDM/JV 6.4v Counter (1) 1 (2)

Sketch



J. Myler
Field Person



JP

Interval 60 min. 15 min.
 Binned(CL/SP) Count(volume)
Lane No 1 2

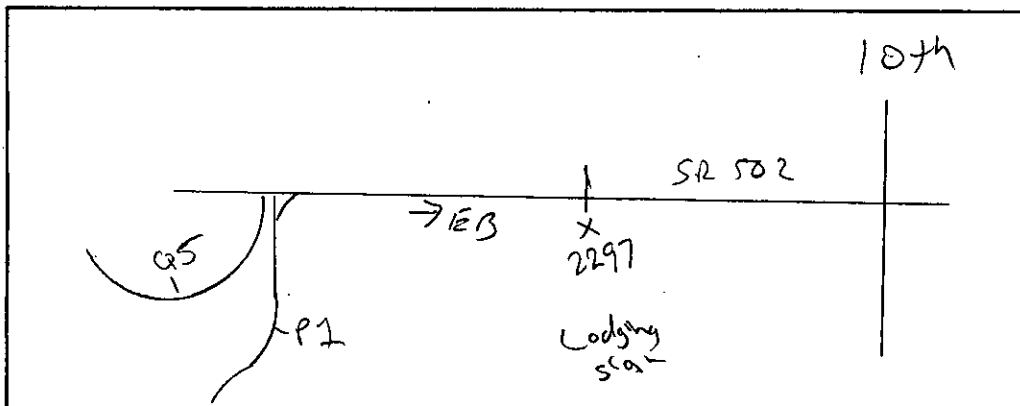
Direction Channel 1 _____
Direction Channel 2 _____
Unique ID# _____

Counter No. 242297 Count ID ATR
SR 502 RRT/RRQ _____ MP 0.35
Leg 2 Direction EB OSID _____

Station Description ON SR 502 E/O SR 5 NB ramps ON RAMP WYE CONC

Date	Day	Time	Comments
6/10/19	2	12:07	Manual (1) 10 (2) _____ Set up ok JDM/JV 6.5v Counter (1) 10 (2) _____
6/11/19	3	10:38	Manual (1) 50 (2) _____ Check ok JDM/JV 7.1v Counter (1) 50 (2) _____
6/12/19	4	07:38	Manual (1) 20 (2) _____ Check ok JDM/JV 6.7 Counter (1) 20 (2) _____
6/13/19	5	10:23	Manual (1) 31 (2) _____ Check ok JDM/JV 7.2v Counter (1) 31 (2) _____
6/14/19	6	06:43	Manual (1) 1 (2) _____ P/U ok JDM/JV 6.5 Counter (1) 1 (2) _____

Sketch



J. Myler
Field Person

STATE OF WASHINGTON - DEPARTMENT OF TRANSPORTATION
TRIP SYSTEM
15 MINUTE TRAFFIC COUNT SUMMARY

SR 502	MP 000.35	OFF SYSTEM ID.	LEG 2	DIRECTION OF TRAFFIC WESTBOUND	LANE ALL	OF																						
COUNT IDENTIFIER	ATR	COUNTER NUMBER	245882	DESCRIPTION: ON SR 502 E/O SR 5 NB ON RAMPS WYE CONN																								
06/10/19 MONDAY				AM HOURS											PM HOURS											DAILY		
				12	1	2	3	4	5	6	7	8	9	10	11	12	1	2	3	4	5	6	7	8	9	10	11	TOTAL
				1	2	3	4	5	6	7	8	9	10	11	12	1	2	3	4	5	6	7	8	9	10	11		
00-15																134	156	159	173	175	133	95	64	72	50	28		
15-30																146	155	160	138	212	186	155	84	64	105	51	29	
30-45																177	149	166	175	169	161	120	80	76	91	54	18	
45-00																140	149	150	160	168	155	107	75	68	67	42	15	
HOUR	-----																											
TOT																463	587	632	632	722	677	515	334	272	335	197	90	5456

AM PEAK HOUR 0000 TO 0000 VOLUME 0 AM TOTAL 0
 PM PEAK HOUR 0415 TO 0515 VOLUME 724 PM TOTAL 5456

06/11/19 TUESDAY				AM HOURS											PM HOURS											DAILY		
				12	1	2	3	4	5	6	7	8	9	10	11	12	1	2	3	4	5	6	7	8	9	10	11	TOTAL
				1	2	3	4	5	6	7	8	9	10	11	12	1	2	3	4	5	6	7	8	9	10	11		
00-15	11	5	8	15	47	144	197	227	196	175	176	140	155	147	176	135	189	171	149	105	86	76	56	20				
15-30	15	12	8	19	69	204	214	286	219	177	181	165	152	164	164	150	163	181	129	107	109	65	47	15				
30-45	8	13	13	31	86	240	232	227	198	202	149	141	155	141	174	180	174	175	112	107	87	69	34	15				
45-00	8	5	13	36	95	209	212	232	200	151	150	140	166	127	143	153	158	163	106	89	103	69	32	10				
HOUR	-----																											
TOT	42	35	42	101	297	797	855	972	813	705	656	586	628	579	657	618	684	690	496	408	385	279	169	60	11554			

AM PEAK HOUR 0700 TO 0800 VOLUME 972 AM TOTAL 5901
 PM PEAK HOUR 0500 TO 0600 VOLUME 690 PM TOTAL 5653

06/12/19 WEDNESDAY				AM HOURS											PM HOURS											DAILY		
				12	1	2	3	4	5	6	7	8	9	10	11	12	1	2	3	4	5	6	7	8	9	10	11	TOTAL
				1	2	3	4	5	6	7	8	9	10	11	12	1	2	3	4	5	6	7	8	9	10	11		
00-15	18	8	20	16	43	148	210	222	198	176	192	150	148	153	146	167	198	171	154	108	89	86	42	29				
15-30	17	5	21	24	64	230	216	273	203	197	156	174	131	144	148	179	197	162	147	91	95	81	39	10				
30-45	7	16	8	23	84	221	192	225	207	230	157	132	171	126	179	183	187	176	108	88	77	70	49	17				
45-00	8	8	13	34	99	214	204	256	205	169	155	133	139	146	170	162	166	160	123	90	97	53	20	10				
HOUR	-----																											
TOT	50	37	62	97	290	813	822	976	813	772	660	589	589	569	643	691	748	669	532	377	358	290	150	66	11663			

AM PEAK HOUR 0700 TO 0800 VOLUME 976 AM TOTAL 5981
 PM PEAK HOUR 0400 TO 0500 VOLUME 748 PM TOTAL 5682

DOT-RNB515A-B

STATE OF WASHINGTON - DEPARTMENT OF TRANSPORTATION
TRIP SYSTEM
15 MINUTE TRAFFIC COUNT SUMMARY

DATE 08/12/19
TIME 09:48:40
PAGE 40

SR 502 MP 000.35 OFF SYSTEM ID. LEG 2 DIRECTION OF TRAFFIC WESTBOUND LANE ALL OF

COUNT IDENTIFIER ATR COUNTER NUMBER 245882 DESCRIPTION: ON SR 502 E/O SR 5 NB ON RAMPS WYE CONN

06/13/19 THURSDAY				AM HOURS												PM HOURS												DAILY TOTAL
12	1	2	3	4	5	6	7	8	9	10	11	12	1	2	3	4	5	6	7	8	9	10	11	12				
00-15	16	6	12	16	52	145	199	207	200	168	162	173	154	142	129	122	213	182	154	106	100	64	50	20				
15-30	12	3	13	21	73	214	222	253	251	199	159	134	171	157	142	175	171	172	135	122	88	81	36	18				
30-45	5	17	11	22	94	228	227	237	224	193	168	177	153	142	140	201	198	185	146	101	88	67	39	24				
45-00	10	10	12	30	85	201	219	231	204	181	162	158	160	155	155	162	175	168	110	87	60	41	36	15				
HOUR	-----																											
TOT	43	36	48	89	304	788	867	928	879	741	651	642	638	596	566	660	757	707	545	416	336	253	161	77	11728			

AM PEAK HOUR 0700 TO 0800 VOLUME 928 AM TOTAL 6016
PM PEAK HOUR 0400 TO 0500 VOLUME 757 PM TOTAL 5712

06/14/19 FRIDAY				AM HOURS												PM HOURS												DAILY TOTAL
12	1	2	3	4	5	6	7	8	9	10	11	12	1	2	3	4	5	6	7	8	9	10	11	12				
00-15	11	10	11	25	32	127	181																					
15-30	5	14	13	28	69	198	198																					
30-45	16	12	18	20	79	199																						
45-00	10	12	5	30	66	199																						
HOUR	-----																											
TOT	42	48	47	103	246	723	379																		1588			

AM PEAK HOUR 0515 TO 0615 VOLUME 777 AM TOTAL 1588
PM PEAK HOUR 0000 TO 0000 VOLUME 0 PM TOTAL 0

06/10/19 THRU 06/14/19
TOTAL HOURS FOR COUNT 89

3 DAYS FACTOR GROUP CB-02 FACTOR GROUP GR-B2
AVG WEEKDAY VOL 11648 X SEASONAL ADJ. FACTOR 0.9200 = 10716 X AXLE CORR FACTOR 0.9789 = ESTIMATED AVG DAILY TRAFFIC 10490

STATE OF WASHINGTON - DEPARTMENT OF TRANSPORTATION
TRIPS SYSTEM
15 MINUTE TRAFFIC COUNT SUMMARY

SR 502	MP 000.35	OFF SYSTEM ID.	LEG 2	DIRECTION OF TRAFFIC EASTBOUND	LANE ALL OF																				
COUNT IDENTIFIER	ATR	COUNTER NUMBER 242297	DESCRIPTION: ON SR 502 E/O SR 5 NB ON RAMPS WYE CONN																						
06/10/19 MONDAY		AM HOURS											PM HOURS											DAILY	
	12	1	2	3	4	5	6	7	8	9	10	11	12	1	2	3	4	5	6	7	8	9	10	11	TOTAL
	1	2	3	4	5	6	7	8	9	10	11	12	1	2	3	4	5	6	7	8	9	10	11	12	
00-15													147	195	228	273	361	231	127	106	98	61	44		
15-30													177	163	196	293	312	325	183	151	92	79	51	46	
30-45													162	216	199	284	337	252	167	123	79	81	47	29	
45-00													163	190	212	310	319	287	144	111	94	75	38	23	
HOUR	-----																								
TOT													502	716	802	1115	1241	1225	725	512	371	333	197	142	7881

AM PEAK HOUR 0000 TO 0000 VOLUME 0 AM TOTAL 0
PM PEAK HOUR 0430 TO 0530 VOLUME 1342 PM TOTAL 7881

06/11/19 TUESDAY		AM HOURS											PM HOURS											DAILY	
	12	1	2	3	4	5	6	7	8	9	10	11	12	1	2	3	4	5	6	7	8	9	10	11	TOTAL
	1	2	3	4	5	6	7	8	9	10	11	12	1	2	3	4	5	6	7	8	9	10	11	12	
00-15	27	17	12	12	10	23	70	155	136	105	122	120	157	162	147	242	268	308	247	153	98	105	67	43	
15-30	35	11	10	6	10	40	78	166	120	112	140	144	192	154	183	293	323	339	232	155	147	103	70	34	
30-45	15	13	20	14	21	54	139	198	142	109	151	145	130	202	224	276	265	290	189	123	89	80	45	41	
45-00	34	15	20	17	19	46	139	159	150	145	168	165	154	198	217	293	296	233	172	134	107	65	51	40	
HOUR	-----																								
TOT	111	56	62	49	60	163	426	678	548	471	581	574	633	716	771	1104	1152	1170	840	565	441	353	233	158	11915

AM PEAK HOUR 0700 TO 0800 VOLUME 678 AM TOTAL 3779
PM PEAK HOUR 0445 TO 0545 VOLUME 1233 PM TOTAL 8136

06/12/19 WEDNESDAY		AM HOURS											PM HOURS											DAILY	
	12	1	2	3	4	5	6	7	8	9	10	11	12	1	2	3	4	5	6	7	8	9	10	11	TOTAL
	1	2	3	4	5	6	7	8	9	10	11	12	1	2	3	4	5	6	7	8	9	10	11	12	
00-15	28	31	16	16	15	30	75	136	111	124	113	165	170	160	203	234	269	285	236	172	122	108	72	43	
15-30	26	21	7	15	17	32	77	142	128	111	125	126	203	148	228	281	305	312	213	160	104	102	64	37	
30-45	25	10	25	8	15	45	119	147	112	106	120	162	156	192	219	272	308	244	179	112	123	106	57	47	
45-00	24	13	10	17	25	66	131	149	133	119	143	175	173	199	222	257	306	258	176	145	108	91	46	39	
HOUR	-----																								
TOT	103	75	58	56	72	173	402	574	484	460	501	628	702	699	872	1044	1188	1099	804	589	457	407	239	166	11852

AM PEAK HOUR 1100 TO 1200 VOLUME 628 AM TOTAL 3586
PM PEAK HOUR 0430 TO 0530 VOLUME 1211 PM TOTAL 8266

STATE OF WASHINGTON - DEPARTMENT OF TRANSPORTATION
 TRIPS SYSTEM
 15 MINUTE TRAFFIC COUNT SUMMARY

SR 502 MP 000.35 OFF SYSTEM ID. LEG 2 DIRECTION OF TRAFFIC EASTBOUND LANE ALL OF

COUNT IDENTIFIER ATR COUNTER NUMBER 242297 DESCRIPTION: ON SR 502 E/O SR 5 NB ON RAMPS WYE CONN

06/13/19 THURSDAY				AM HOURS												PM HOURS												DAILY TOTAL
12	1	2	3	4	5	6	7	8	9	10	11	12	1	2	3	4	5	6	7	8	9	10	11	12				
00-15	28	22	16	11	7	24	57	144	118	108	110	144	125	175	189	237	249	296	243	170	127	116	94	51				
15-30	30	23	7	9	12	25	88	186	129	103	125	142	169	168	204	262	309	301	208	152	126	112	80	51				
30-45	28	12	19	9	12	55	112	135	149	108	179	120	163	198	222	293	309	267	187	148	128	89	81	48				
45-00	13	14	23	11	16	56	142	155	149	112	171	121	135	163	235	274	317	269	176	130	119	84	60	44				
HOUR	-----																											
TOT	99	71	65	40	47	160	399	620	545	431	585	527	592	704	850	1066	1184	1133	814	600	500	401	315	194	11942			

AM PEAK HOUR 1030 TO 1130 VOLUME 636
 PM PEAK HOUR 0415 TO 0515 VOLUME 1231

AM TOTAL 3589
 PM TOTAL 8353

06/14/19 FRIDAY				AM HOURS												PM HOURS												DAILY TOTAL
12	1	2	3	4	5	6	7	8	9	10	11	12	1	2	3	4	5	6	7	8	9	10	11	12				
00-15	44	21	17	12	10	16	53																					
15-30	24	12	19	12	13	34	73																					
30-45	28	19	17	21	24	52																						
45-00	12	13	6	12	19	63																						
HOUR	-----																											
TOT	108	65	59	57	66	165	126																		646			

AM PEAK HOUR 0530 TO 0630 VOLUME 241
 PM PEAK HOUR 0000 TO 0000 VOLUME 0

AM TOTAL 646
 PM TOTAL 0

06/10/19 THRU 06/14/19
 TOTAL HOURS FOR COUNT 89

3 DAYS FACTOR GROUP CB-02
 AVG WEEKDAY VOL 11903 X SEASONAL ADJ. FACTOR 0.9200 = 10951 X AXLE CORR FACTOR 0.9789 = ESTIMATED AVG DAILY TRAFFIC 10720

STATE OF WASHINGTON - DEPARTMENT OF TRANSPORTATION
TRIPS SYSTEM
15 MINUTE TRAFFIC COUNT SUMMARY

SR 502	MP 000.35	OFF SYSTEM ID.	LEG 2	DIRECTION OF TRAFFIC	BOTH WAYS	LANE ALL	OF																			
COUNT IDENTIFIER	ATR	COUNTER NUMBER	242297	DESCRIPTION: ON SR 502 E/O SR 5 NB ON RAMPS WYE CONN																						
06/10/19 MONDAY												PM HOURS												DAILY		
AM HOURS																								TOTAL		
	12	1	2	3	4	5	6	7	8	9	10	11	12	1	2	3	4	5	6	7	8	9	10	11	12	
	1	2	3	4	5	6	7	8	9	10	11	12	1	2	3	4	5	6	7	8	9	10	11	12		
00-15														281	351	387	446	536	364	222	170	170	111	72		
15-30												323	318	356	431	524	511	338	235	156	184	102	75			
30-45												339	365	365	459	506	413	287	203	155	172	101	47			
45-00												303	339	362	470	487	442	251	186	162	142	80	38			
HOUR	-----																									
TOT													965	1303	1434	1747	1963	1902	1240	846	643	668	394	232	13337	

AM PEAK HOUR 0000 TO 0000 VOLUME 0 AM TOTAL 0
PM PEAK HOUR 0415 TO 0515 VOLUME 2053 PM TOTAL 13337

06/11/19 TUESDAY												PM HOURS												DAILY		
AM HOURS																								TOTAL		
	12	1	2	3	4	5	6	7	8	9	10	11	12	1	2	3	4	5	6	7	8	9	10	11	12	
	1	2	3	4	5	6	7	8	9	10	11	12	1	2	3	4	5	6	7	8	9	10	11	12		
00-15	38	22	20	27	57	167	267	382	332	280	298	260	312	309	323	377	457	479	396	258	184	181	123	63		
15-30	50	23	18	25	79	244	292	452	339	289	321	309	344	318	347	443	486	520	361	262	256	168	117	49		
30-45	23	26	33	45	107	294	371	425	340	311	300	286	285	343	398	456	439	465	301	230	176	149	79	56		
45-00	42	20	33	53	114	255	351	391	350	296	318	305	320	325	360	446	454	396	278	223	210	134	83	50		
HOUR	-----																									
TOT	153	91	104	150	357	960	1281	1650	1361	1176	1237	1160	1261	1295	1428	1722	1836	1860	1336	973	826	632	402	218	23469	

AM PEAK HOUR 0700 TO 0800 VOLUME 1650 AM TOTAL 9680
PM PEAK HOUR 0445 TO 0545 VOLUME 1918 PM TOTAL 13789

06/12/19 WEDNESDAY												PM HOURS												DAILY		
AM HOURS																								TOTAL		
	12	1	2	3	4	5	6	7	8	9	10	11	12	1	2	3	4	5	6	7	8	9	10	11	12	
	1	2	3	4	5	6	7	8	9	10	11	12	1	2	3	4	5	6	7	8	9	10	11	12		
00-15	46	39	36	32	58	178	285	358	309	300	305	315	318	313	349	401	467	456	390	280	211	194	114	72		
15-30	43	26	28	39	81	262	293	415	331	308	281	300	334	292	376	460	502	474	360	251	199	183	103	47		
30-45	32	26	33	31	99	266	311	372	319	336	277	294	327	318	398	455	495	420	287	200	200	176	106	64		
45-00	32	21	23	51	124	280	335	405	338	288	298	308	312	345	392	419	472	418	299	235	205	144	66	49		
HOUR	-----																									
TOT	153	112	120	153	362	986	1224	1550	1297	1232	1161	1217	1291	1268	1515	1735	1936	1768	1336	966	815	697	389	232	23515	

AM PEAK HOUR 0700 TO 0800 VOLUME 1550 AM TOTAL 9567
PM PEAK HOUR 0400 TO 0500 VOLUME 1936 PM TOTAL 13948

STATE OF WASHINGTON - DEPARTMENT OF TRANSPORTATION
 TRIP SYSTEM
 15 MINUTE TRAFFIC COUNT SUMMARY

SR 502 MP 000.35 OFF SYSTEM ID. LEG 2 DIRECTION OF TRAFFIC BOTH WAYS LANE ALL OF

COUNT IDENTIFIER ATR COUNTER NUMBER 242297 DESCRIPTION: ON SR 502 E/O SR 5 NB ON RAMPS WYE CONN

06/13/19 THURSDAY	AM HOURS												PM HOURS												DAILY TOTAL
	12	1	2	3	4	5	6	7	8	9	10	11	12	1	2	3	4	5	6	7	8	9	10	11	
00-15	44	28	28	27	59	169	256	351	318	276	272	317	279	317	318	359	462	478	397	276	227	180	144	71	
15-30	42	26	20	30	85	239	310	439	380	302	284	276	340	325	346	437	480	473	343	274	214	193	116	69	
30-45	33	29	30	31	106	283	339	372	373	301	347	297	316	340	362	494	507	452	333	249	216	156	120	72	
45-00	23	24	35	41	101	257	361	386	353	293	333	279	295	318	390	436	492	437	286	217	179	125	96	59	
HOUR	-----																								
TOT	142	107	113	129	351	948	1266	1548	1424	1172	1236	1169	1230	1300	1416	1726	1941	1840	1359	1016	836	654	476	271	23670

AM PEAK HOUR 0700 TO 0800 VOLUME 1548 AM TOTAL 9605
 PM PEAK HOUR 0415 TO 0515 VOLUME 1957 PM TOTAL 14065

06/14/19 FRIDAY	AM HOURS												PM HOURS												DAILY TOTAL
	12	1	2	3	4	5	6	7	8	9	10	11	12	1	2	3	4	5	6	7	8	9	10	11	
00-15	55	31	28	37	42	143	234																		
15-30	29	26	32	40	82	232	271																		
30-45	44	31	35	41	103	251																			
45-00	22	25	11	42	85	262																			
HOUR	-----																								
TOT	150	113	106	160	312	888	505																		2234

AM PEAK HOUR 0530 TO 0630 VOLUME 1018 AM TOTAL 2234
 PM PEAK HOUR 0000 TO 0000 VOLUME 0 PM TOTAL 0

06/10/19 THRU 06/14/19
 TOTAL HOURS FOR COUNT 89

3 DAYS FACTOR GROUP CB-02 FACTOR GROUP GR-B2
 AVG WEEKDAY VOL 23551 X SEASONAL ADJ. FACTOR 0.9200 = 21667 X AXLE CORR FACTOR 0.9789 = ESTIMATED AVG DAILY TRAFFIC 21210

PEAK HOUR PERCENTAGES: K = 8.72 D = 64.73
 PEAK HOUR LOCATION : VOLUME = 2053 DATE: 06/10/19 TIME: 04:15 PM