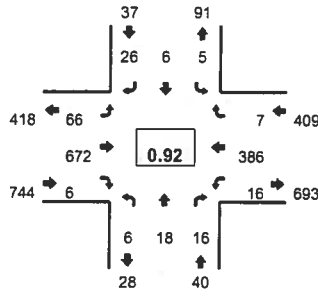


Type of peak hour being reported: Intersection Peak

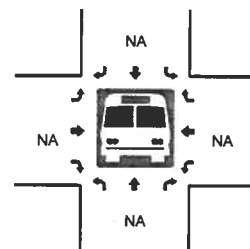
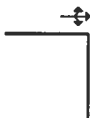
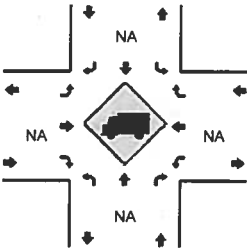
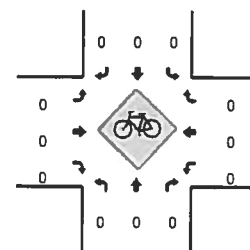
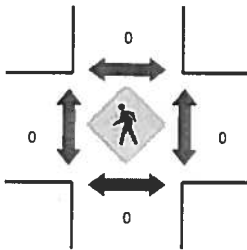
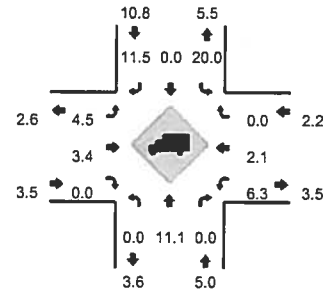
Method for determining peak hour: Total Entering Volume

LOCATION: NE 50th Ave – NE 219th St  
 CITY/STATE: Duluth, WA

QC JOB #: 10900205  
 DATE: Wed, Feb 20 2013



Peak-Hour: 4:50 PM -- 5:50 PM  
 Peak 15-Min: 5:15 PM -- 5:30 PM



5-Min Count Period Beginning At	NE 50th Ave (Northbound)				NE 50th Ave (Southbound)				NE 219th St (Eastbound)				NE 219th St (Westbound)				Total	Hourly Totals
	Left	Thru	Right	U	Left	Thru	Right	U	Left	Thru	Right	U	Left	Thru	Right	U		
4:00 PM	0	0	1	0	0	1	4	0	3	57	0	0	1	20	1	0	88	
4:05 PM	0	1	1	0	0	0	0	0	7	51	2	0	2	39	1	0	104	
4:10 PM	0	2	4	0	1	0	3	0	2	55	3	0	2	36	1	0	109	
4:15 PM	0	1	3	0	1	1	1	0	4	55	3	0	0	37	1	0	107	
4:20 PM	0	4	2	0	0	1	3	0	9	77	0	0	0	46	1	0	143	
4:25 PM	0	1	0	0	0	0	2	0	3	47	2	0	0	46	0	0	101	
4:30 PM	0	1	1	0	0	2	3	0	3	46	0	0	0	26	0	0	82	
4:35 PM	1	1	1	0	1	0	1	0	1	61	0	0	0	42	0	0	109	
4:40 PM	1	1	0	0	1	0	2	0	3	45	1	0	1	28	1	0	84	
4:45 PM	0	2	2	0	0	1	0	0	3	49	0	0	0	26	0	0	83	
4:50 PM	2	0	1	0	0	1	1	0	6	61	0	0	1	25	0	0	98	
4:55 PM	1	1	1	0	0	1	3	0	9	56	0	0	2	26	0	0	100	1208
5:00 PM	0	2	3	0	0	0	0	0	6	47	0	0	0	28	0	0	86	1206
5:05 PM	0	2	2	0	2	1	4	0	10	56	0	0	3	30	1	0	111	1213
5:10 PM	0	2	2	0	0	1	2	0	8	51	0	0	1	29	1	0	97	1201
5:15 PM	0	3	0	0	0	0	3	0	5	61	1	0	1	44	0	0	118	1212
5:20 PM	0	0	0	0	1	0	2	0	5	64	0	0	1	33	3	0	109	1178
5:25 PM	1	1	2	0	1	1	0	0	3	65	1	0	0	32	1	0	108	1185
5:30 PM	0	2	0	0	0	1	3	0	1	62	1	0	0	35	1	0	106	1209
5:35 PM	1	0	1	0	1	0	2	0	7	46	1	0	2	47	0	0	108	1208
5:40 PM	0	3	1	0	0	0	2	0	2	40	0	0	1	25	0	0	74	1198
5:45 PM	1	2	3	0	0	0	4	0	4	63	2	0	4	32	0	0	115	1230
5:50 PM	0	0	2	0	0	0	2	0	2	41	2	0	1	35	1	0	86	1218
5:55 PM	1	1	0	0	0	2	2	0	4	44	1	0	0	29	0	0	84	1202
Peak 15-Min Flowrates	Northbound				Southbound				Eastbound				Westbound				Total	
	Left	Thru	Right	U	Left	Thru	Right	U	Left	Thru	Right	U	Left	Thru	Right	U		
All Vehicles	4	16	8	0	8	4	20	0	52	760	8	0	8	436	16	0	1340	
Heavy Trucks	0	0	0		0	0	4		8	28	0		0	8	0		48	
Pedestrians										0				0			0	
Bicycles	0	0	0		0	0	0		0	0	0		0	0	0		0	
Railroad																		
Stopped Buses																		

Comments: