

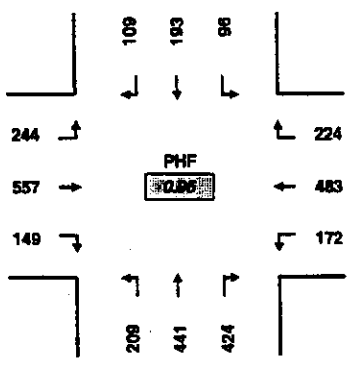
INTERSECTION: SR 503--SR 502--
 PROJECT ID#: 6150
 QC JOB #: 10018302

START TIME: 4:00 PM
 END TIME: 8:00 PM
 DATE: 10/15/2003

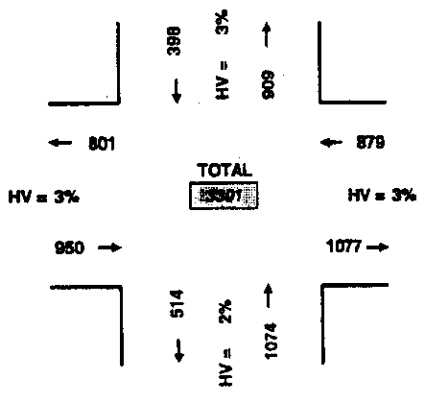


QUALITY COUNTS
 16200 SW 45th Avenue, Ste. 105
 Tigard, OR 97224
 Phone: 503-620-4242
 Fax: 503-620-4545
 email: jrw@qualitycounts.net
 www.qualitycounts.net

PEAK HOUR TURNING MOVEMENTS



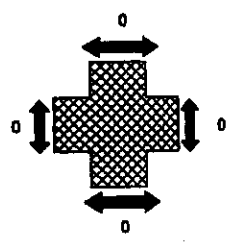
PEAK HOUR LINK VOLUMES



PEAK HOUR: 4:00 PM - 8:00 PM
 PHF: 0.9286

PEAK 15 MINUTES: 4:05 PM - 4:55 PM
 HV = 3%

PEAK HOUR PED CROSSING VOLUMES



5-MINUTE COUNT PERIOD BEGINNING AT	SR 503-- (Southbound)			SR 502-- (Westbound)			SR 503-- (Northbound)			SR 502-- (Eastbound)			Crosswalk Usage (Peds By Approach)				TOTAL	
	Right	Thru	Left	Right	Thru	Left	Right	Thru	Left	Right	Thru	Left	North	East	South	West	Veh	Peds
4:00 PM	10	11	11	14	42	13	24	26	23	9	63	17	3	0	1	0	283	4
4:05 PM	10	16	7	12	36	12	26	29	13	18	44	11	0	0	0	0	234	0
4:10 PM	11	10	2	10	42	15	31	28	12	12	38	18	0	0	0	0	229	0
4:15 PM	8	23	5	13	37	8	31	22	19	10	40	12	2	0	0	0	228	2
4:20 PM	9	29	3	13	37	19	26	17	5	10	56	23	0	0	0	0	247	0
4:25 PM	9	15	8	6	30	7	19	30	22	10	36	15	0	0	0	0	207	0
4:30 PM	11	29	7	10	30	18	41	47	29	10	31	15	0	0	0	0	278	0
4:35 PM	9	20	5	21	46	11	43	35	15	13	61	10	0	0	0	0	289	0
4:40 PM	13	20	13	11	34	19	31	21	17	4	35	15	0	0	0	0	233	0
4:45 PM	9	12	5	6	29	15	22	27	13	11	49	19	0	0	0	0	217	0
4:50 PM	16	17	9	19	30	7	30	40	29	14	39	0	0	0	0	0	250	0
4:55 PM	5	17	11	14	36	13	39	27	13	17	48	17	0	0	0	0	257	0
5:00 PM	5	10	14	16	39	10	45	31	21	11	39	14	0	0	0	0	255	0
5:05 PM	11	18	8	18	50	20	43	36	18	18	42	17	0	0	0	0	293	0
5:10 PM	14	10	8	26	61	12	26	22	16	23	38	16	0	0	0	0	272	0
5:15 PM	9	23	9	16	21	14	33	45	16	14	38	24	0	0	0	0	262	0
5:20 PM	10	13	8	18	48	14	35	39	11	9	51	24	0	0	0	0	280	0
5:25 PM	5	20	8	24	42	11	37	45	16	12	73	25	0	0	0	0	318	0
5:30 PM	9	11	9	15	44	12	37	41	19	10	55	23	0	0	0	0	285	0
5:35 PM	12	14	6	20	29	13	34	45	14	10	34	20	0	0	0	0	251	0
5:40 PM	13	21	8	18	35	17	25	32	24	5	59	12	0	0	0	0	269	0
5:45 PM	5	17	7	18	35	23	34	38	22	14	46	27	0	0	0	0	266	0
5:50 PM	10	17	3	20	36	14	35	34	19	15	49	17	0	0	0	0	271	0
5:55 PM	6	21	8	17	41	12	40	33	15	8	33	25	0	0	0	0	259	0
HOURLY TOTALS	Southbound			Westbound			Northbound			Eastbound			Pedestrians By Approach				TOTAL	
	Right	Thru	Left	Right	Thru	Left	Right	Thru	Left	Right	Thru	Left	North	East	South	West	Veh	Peds
4:00 PM	120	219	86	149	429	157	363	349	210	138	540	172	5	0	1	0	2932	6
4:15 PM	119	218	96	171	459	159	396	355	215	151	514	173	2	0	0	0	3026	2
4:30 PM	117	207	105	197	466	164	425	415	212	156	544	196	0	0	0	0	3204	0
4:45 PM	118	184	103	208	464	158	406	430	208	154	565	211	0	0	0	0	3209	0
5:00 PM	109	193	96	224	483	172	424	441	209	149	557	244	0	0	0	0	3301	0