



JP

Interval 60 min. 15 min.
 Binned(CL/SP) Count(volume)
 Lane No 1 2
 Direction Channel 1 _____
 Direction Channel 2 _____
 Unique ID# _____

Counter No. 365872 Count ID 20-001
 SR 5 RRT/RRQ R1 01458 MP 0.00
 Leg 2 Direction SB OSID _____

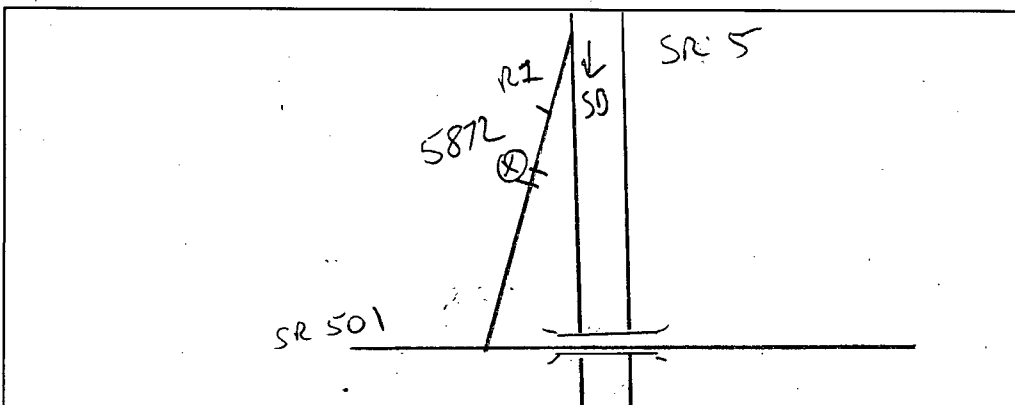
**COVID PANDEMIC*

Station Description _ ON SR 5 SB off ramp to SR 501

DELETE FROM CLASSMENT - JP

Date	Day	Time	Comments
9-1-20	3	0815	Manual (1) <u>1</u> (2) _____ Set up ok JDM 6.4v Counter (1) <u>1</u> (2) _____ <i>COUNTER SET ON TUESDAY</i>
9-2-20	4	0854	Manual (1) <u>1</u> (2) _____ Check ok JDM 6.4v Counter (1) <u>1</u> (2) _____
9-3-20	5	0937	Manual (1) <u>15</u> (2) _____ Check ok JDM 6.5v Counter (1) <u>15</u> (2) _____
9-4-20	6	<u>08:11</u>	Manual (1) <u>1</u> (2) _____ P/U ok JDM <u>6.4v</u> Counter (1) <u>1</u> (2) _____
			Manual (1) _____ (2) _____ Counter (1) _____ (2) _____

Sketch



North

J. Myler
Field Person

*2952
5HI/CH?*

STATE OF WASHINGTON - DEPARTMENT OF TRANSPORTATION
 TRIP SYSTEM
 HOURLY TRAFFIC CLASSIFICATION SUMMARY

SR 005 R101458 MP 000.00 OFF SYSTEM ID. LEG 2 DIRECTION OF TRAFFIC SOUTHBOUND LANE ALL OF
 COUNT IDENTIFIER 20-001 COUNTER NUMBER 365872 DESCRIPTION: ON SR 5 SB OFF RAMP TO SR 501

09-01-20		CARS PICKUPS	SINGLE UNITS				SINGLE UNIT %	DOUBLE UNITS			DOUBLE UNIT %	TRAINS			TRAIN %	TRUCK %	CLASS UNKNOWN	TOTAL VEHICLES
TUESDAY	AM HOURS		BUS	MED	HVY	4+		4-	5	6+		5-	6	7+				
	12 - 1																	
	1 - 2																	
	2 - 3																	
	3 - 4																	
	4 - 5																	
	5 - 6																	
	6 - 7																	
	7 - 8																	
	8 - 9																	
	9 - 10	138		6	4	6.3	1	8	3	7.5				13.8			160	
	10 - 11	143	1	15	4	12.7	2	5	1	4.6				17.3			173	
	11 - 12	169	2	7	5	7.3	5	2	3	5.2				12.4			193	
	PM HOURS																	
	12 - 1	149		12	4	11.0	3	1	1	2.9				13.9			173	
	1 - 2	181	2	9	5	7.8	4	4	1	4.4				12.1			206	
	2 - 3	165	2	9	4	8.9	6	4		5.2				14.1			192	
	3 - 4	166		9	3	6.4		6	3	4.8				11.2			187	
	4 - 5	207		14	2	6.9	2	7	1	4.3				11.2			233	
	5 - 6	247	1	9		3.8	2	4		2.3				6.1			263	
	6 - 7	149	1	4		3.1	5	1		3.8				6.9			160	
	7 - 8	116		5		4.0	1	4		4.0				7.9			126	
	8 - 9	82		3	1	4.6		1		1.1				5.7			87	
	9 - 10	56		2		3.3		1	1	3.3				6.7			60	
	10 - 11	35	2			5.4				5.4				5.4			37	
	11 - 12	24		1		3.6	1	2		10.7				14.3			28	

	AM TOTAL	450	3	28	13	8.7	8	15	7	5.7				14.4			526	
	PM TOTAL	1577	8	77	19	6.2	25	35	6	3.8				10.0			1752	
	DAY TOTAL	2027	11	105	32	6.8	33	50	13	4.2				11.0			2278	
														2-AXLE EQUIVALENT			2435	

STATE OF WASHINGTON - DEPARTMENT OF TRANSPORTATION
 TRIP SYSTEM
 HOURLY TRAFFIC CLASSIFICATION SUMMARY

SR 005 R101458 MP 000.00 OFF SYSTEM ID. LEG 2 DIRECTION OF TRAFFIC SOUTHBOUND LANE ALL OF
 COUNT IDENTIFIER 20-001 COUNTER NUMBER 365872 DESCRIPTION: ON SR 5 SB OFF RAMP TO SR 501

09-02-20		CARS PICKUPS	SINGLE UNITS				SINGLE UNIT %	DOUBLE UNITS			DOUBLE UNIT %	TRAINS			TRAIN %	TRUCK %	CLASS UNKNOWN	TOTAL VEHICLES
WEDNESDAY	AM HOURS		BUS	MED	HVY	4+		4-	5	6+		5-	6	7+				
12 - 1	25	1				3.4	1	2		10.3				13.8			29	
1 - 2	17							2		10.5				10.5			19	
2 - 3	14						1	1		12.5				12.5			16	
3 - 4	23			1		6.5		5		16.1		1		3.2	25.8		31	
4 - 5	53			1		1.6		6	2	12.7		1		1.6	15.9		63	
5 - 6	86			3		3.2	1	3		4.3				7.5			93	
6 - 7	139	1	11	1		8.2	2	5		4.4				12.6			159	
7 - 8	130	2	8		2	8.1	1	2	3	4.1				12.2			148	
8 - 9	123		6	2	2	6.9		8	1	6.3				13.2		2	144	
9 - 10	131		9	3		7.9		2	5	4.6	1		.7	13.2			151	
10 - 11	138		3	3		3.9	3	4	2	5.9				9.8			153	
11 - 12	142		14	2		9.4	4	7	2	7.6				17.0			171	
PM HOURS																		
12 - 1	149	1	13	10		13.0	1	6	4	6.0				19.0			184	
1 - 2	170	1	13	5	1	9.9	3	5	4	5.9				15.8			202	
2 - 3	186	2	10	6	1	8.7	3	8	2	6.0				14.7			218	
3 - 4	221	1	13	4		7.3	3	5		3.2		1	.4	10.9			248	
4 - 5	241	1	6	1		3.2	3	1		1.6				4.7			253	
5 - 6	244	1	2	2		2.0		4	2	2.4				4.3			255	
6 - 7	144		3	1		2.6	1	5	1	4.5				7.1			155	
7 - 8	109		5	1		5.0	1	3		3.4				8.4			119	
8 - 9	71		2	1		3.8	3	1		5.1				9.0			78	
9 - 10	72		1			1.3		5		6.3		1	1.3	8.9			79	
10 - 11	40		2	1		6.8		1		2.3				9.1			44	
11 - 12	25	1				3.4		3		10.3				13.8			29	
AM TOTAL		1021	4	56	12	4	6.5	13	47	15	6.4	1	1	1	.3	13.1	2	1177
PM TOTAL		1672	8	70	32	2	6.0	18	47	13	4.2		1	1	.1	10.3		1864
DAY TOTAL		2693	12	126	44	6	6.2	31	94	28	5.0	1	2	2	.2	11.4	2	3041
																	2-AXLE EQUIVALENT	3308

STATE OF WASHINGTON - DEPARTMENT OF TRANSPORTATION
 TRIP SYSTEM
 HOURLY TRAFFIC CLASSIFICATION SUMMARY

SR 005 R101458 MP 000.00 OFF SYSTEM ID. LEG 2 DIRECTION OF TRAFFIC SOUTHBOUND LANE ALL OF
 COUNT IDENTIFIER 20-001 COUNTER NUMBER 365872 DESCRIPTION: ON SR 5 SB OFF RAMP TO SR 501

09-03-20 THURSDAY AM HOURS	CARS PICKUPS	SINGLE UNITS				SINGLE UNIT %	DOUBLE UNITS			DOUBLE UNIT %	TRAINS			TRAIN %	TRUCK %	CLASS UNKNOWN	TOTAL VEHICLES
		BUS	MED	HVY	4+		4-	5	6+		5-	6	7+				
12 - 1	17		1			5.3		1		5.3				10.5			19
1 - 2	17		1			5.3		1		5.3				10.5			19
2 - 3	9						1	3		30.8				30.8			13
3 - 4	25							4		13.8				13.8			29
4 - 5	56		1	1		3.3		1		1.7			1	1.7			60
5 - 6	106		8	1		7.4		4	2	5.0				12.4			121
6 - 7	115		9	4		9.6		5	3	5.9				15.4			136
7 - 8	127	1	11			8.4	1	2		2.1		1		11.2			143
8 - 9	136		12	1		8.2	2	6	1	5.7				13.9			158
9 - 10	119	2	11			8.8	4	5	5	9.5			1	18.9	1		148
10 - 11	117	2	5	2		6.5	2	9	2	9.4				15.8			139
11 - 12	139	2	13	3		10.5	2	8	3	7.6			1	18.7			171
PM HOURS																	
12 - 1	158	2	7	1		5.4	5	7	4	8.6			1	14.6			185
1 - 2	182	1	16	6	2	11.4	3	7	2	5.5				16.9			219
2 - 3	194	1	9	2		5.5	2	5	3	4.6	1			10.6			217
3 - 4	216		11	1	1	5.5		5	3	3.4				8.9			237
4 - 5	228	2	15	1		7.1	5	3	1	3.5				10.6			255
5 - 6	200		10	1		5.1	3	1		1.9				7.0			215
6 - 7	151	2	5	1		4.9	1	3		2.5				7.4			163
7 - 8	116	3	6			6.9	2	4		4.6				11.5			131
8 - 9	104		2			1.8		6		5.4				7.1			112
9 - 10	73						2			2.7				2.7			75
10 - 11	44		2			4.3	1			2.1				6.4			47
11 - 12	30	1		1		6.1		1		3.0				9.1			33
AM TOTAL	983	7	72	12	3	7.9	12	49	16	6.7		1	3	14.9	1		1156
PM TOTAL	1696	12	83	14	3	5.9	24	42	13	4.2	1		1	10.2			1889
DAY TOTAL	2679	19	155	26	3	6.7	36	91	29	5.1	1	1	4	12.0	1		3045
														2-AXLE EQUIVALENT			3305

STATE OF WASHINGTON - DEPARTMENT OF TRANSPORTATION
T R I P S S Y S T E M
HOURLY TRAFFIC CLASSIFICATION SUMMARY

SR 005 R101458 MP 000.00 OFF SYSTEM ID. LEG 2 DIRECTION OF TRAFFIC SOUTHBOUND LANE ALL OF
COUNT IDENTIFIER 20-001 COUNTER NUMBER 365872 DESCRIPTION: ON SR 5 SB OFF RAMP TO SR 501

FRIDAY	CARS PICKUPS	BUS	SINGLE UNITS MED	HVY	4+	SINGLE UNIT %	DOUBLE UNITS 4-	5	6+	DOUBLE UNIT %	TRAINS 5-	6	7+	TRAIN %	TRUCK %	CLASS UNKNOWN	TOTAL VEHICLES
12 - 1	20		1			4.2		3		12.5					16.7		24
1 - 2	20			1		4.0	1	3		16.0					20.0		25
2 - 3	19		2	1		10.7	1	5		21.4					32.1		28
3 - 4	25		1			3.2		4		12.9			1	3.2	19.4		31
4 - 5	51		1			1.9		2		3.7					5.6		54
5 - 6	93		7	2		8.3	1	2	3	5.6					13.9		108
6 - 7	131	1	11	5	1	11.2	3	3	6	7.5					18.6		161
7 - 8	116		9	3		8.7	1	8	1	7.2					15.9		138
8 - 9																	
9 - 10																	
10 - 11																	
11 - 12																	
PM HOURS																	
12 - 1																	
1 - 2																	
2 - 3																	
3 - 4																	
4 - 5																	
5 - 6																	
6 - 7																	
7 - 8																	
8 - 9																	
9 - 10																	
10 - 11																	
11 - 12																	

AM TOTAL	475	1	32	12	1	8.1	7	30	10	8.3			1	.2	16.5		569
PM TOTAL																	
DAY TOTAL	475	1	32	12	1	8.1	7	30	10	8.3			1	.2	16.5	2-AXLE EQUIVALENT	651

09-01-20 THRU 09-04-20

AVERAGE WEEKDAY CLASSIFICATION VOLUMES *****

AVG WEEKDAY VOLUME	CARS PICKUPS	BUS	SINGLE UNITS MED	HVY	4+	SINGLE UNIT %	DOUBLE UNITS 4-	5	6+	DOUBLE UNIT %	TRAINS 5-	6	7+	TRAIN %	TRUCK %	CLASS UNKNOWN	TOTAL VEHICLES
2686		16	141	35	5	6.5	34	93	29	5.1	1	2	3	.2	11.8	2	3043

AWD 2-AXLE EQUIVALENT 3314

TOTAL HOURS FOR COUNT 71
2 DAYS FACTOR GROUP R045
AVG WEEKDAY VOL 3043 X SEASONAL ADJ. FACTOR 0.9700 = ESTIMATED AVG DAILY TRAFFIC 2952

PEAK HOUR PERCENTAGES: K = 8.64 D = 100.00 T = 6.08
PEAK HOUR LOCATION : VOLUME = 263 DATE: 09/01/20 TIME: 05:00 PM

NOTE: 5 HIGH/COUNT HIGH?/COVID



J

Interval 60 min. 15 min.
 Binned(CL/SP) Count(volume)
Lane No 1 2

Direction Channel 1 _____
Direction Channel 2 _____
Unique ID# _____

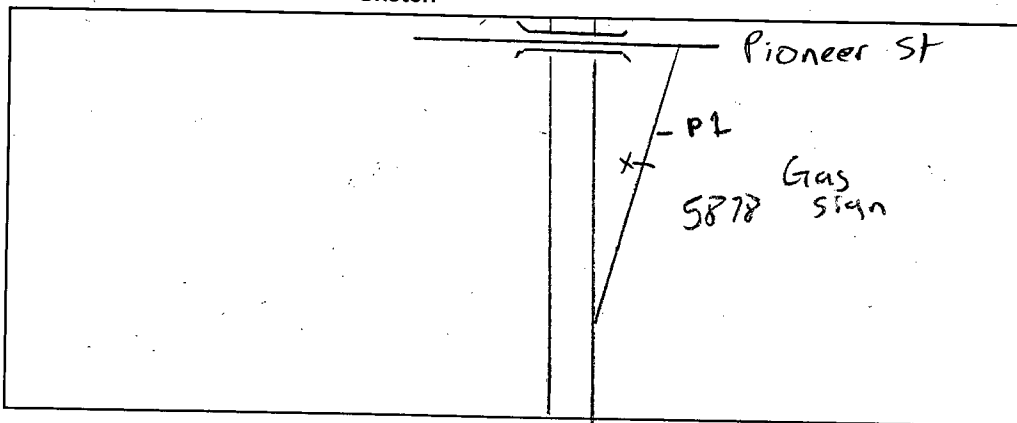
Counter No. 365878 Count ID 20-001
SR 5 RRT/RRQ P1 01347 MP 0.00
Leg 2 Direction NB OSID _____

** COVID PANDEMIC*

Station Description ON SR 5 NB off ramp to Pioneer st

Date	Day	Time	Comments
9-1-20	3	0832	Manual (1) <u>1</u> (2) _____ Set up ok JDM 6.4v Counter (1) <u>1</u> (2) _____ <i>COUNTER SET ON TUESDAY</i>
9-2-20	4	0902	Manual (1) <u>1</u> (2) _____ Check ok JDM 6.5v Counter (1) <u>1</u> (2) _____
9-3-20	5	0958	Manual (1) <u>50</u> (2) _____ Check ok JDM 7.2v Counter (1) <u>50</u> (2) _____
9-4-20	6	<i>08:27</i>	Manual (1) _____ (2) _____ P/U ok JDM <i>6.7v</i> Counter (1) _____ (2) _____ <i>Broken loop ✓</i>
			Manual (1) _____ (2) _____ Counter (1) _____ (2) _____

Sketch



J. Mueller
Field Person

8998

c



JP

Interval 60 min. 15 min.
 Binned(CL/SP) Count(volume)
Lane No 1 2

Direction Channel 1 _____
Direction Channel 2 _____
Unique ID# _____

Counter No. 362307 Count ID 20-001
SR 5 RRT/RRQ Q101456 MP 0.02
Leg 2 Direction NB OSID _____

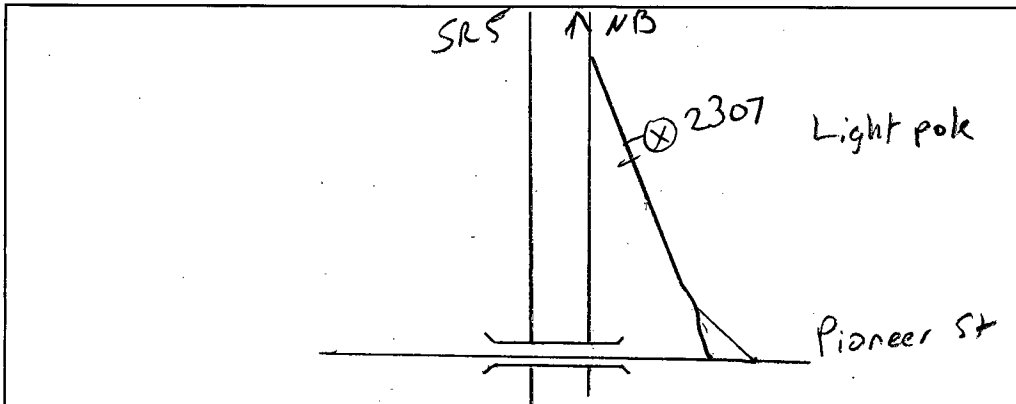
*COVID PANDEMIC

DELETE FROM CASSANT - JP

Station Description ON RAMP FROM PIONEER ST
SR 5 NB off ramp to Pioneer st wye com.

Date	Day	Time	Comments
9-1-20	3	0841	Manual (1) <u>1</u> (2) _____ Set up ok JDM 6.4v Counter (1) <u>1</u> (2) _____ <i>COUNTER SET ON TUESDAY</i>
9-2-20	4	0904	Manual (1) <u>1</u> (2) _____ Check ok JDM 7.0v Counter (1) <u>1</u> (2) _____
9-3-20	5	1006	Manual (1) <u>12</u> (2) _____ Check ok JDM 7.0v Counter (1) <u>12</u> (2) _____
9-4-20	6	0830	Manual (1) <u>1</u> (2) _____ P/U ok JDM 6.8 Counter (1) <u>1</u> (2) _____
			Manual (1) _____ (2) _____ Counter (1) _____ (2) _____

Sketch



J. Mykle
Field Person

*COUNTER SET TO 15-MIN OUTPUT

STATE OF WASHINGTON - DEPARTMENT OF TRANSPORTATION
 TRIP SYSTEM
 HOURLY TRAFFIC CLASSIFICATION SUMMARY

SR 005 Q101456 MP 000.02 OFF SYSTEM ID. LEG 2 DIRECTION OF TRAFFIC NORTHBOUND LANE ALL OF
 COUNT IDENTIFIER 20-001 COUNTER NUMBER 362307 DESCRIPTION: ON SR 5 NB FROM PIONEER ST

09-01-20 TUESDAY AM HOURS	CARS PICKUPS	SINGLE UNITS				SINGLE UNIT %	DOUBLE UNITS			DOUBLE UNIT %	TRAINS			TRAIN %	TRUCK %	CLASS UNKNOWN	TOTAL VEHICLES	
		BUS	MED	HVY	4+		4-	5	6+		5-	6	7+					
12 - 1																		
1 - 2																		
2 - 3																		
3 - 4																		
4 - 5																		
5 - 6																		
6 - 7																		
7 - 8																		
8 - 9																		
9 - 10	122		5	1		4.3	6	4	1	7.9				12.2			139	
10 - 11	148		8	2		5.9	3	6	2	6.5				12.4			169	
11 - 12	181		6	4		4.9	5	5	1	5.4			1	.5			203	
PM HOURS																		
12 - 1	176	1	12	5		8.8	9	1		4.9	1		.5	14.1			205	
1 - 2	189		5	1	1	3.3	9	8		8.0				11.3			213	
2 - 3	230		1	2		1.2	7	3	2	4.9			1	.4			246	
3 - 4	221		12	4		6.3	7	2	3	4.7			4	1.6			253	
4 - 5	216		8	2		3.9	16	6	4	10.2	1		2	1.2			255	
5 - 6	223	2	8	1		4.4	9	5		5.6			1	.4			249	
6 - 7	154		1	1		1.2	11	4		8.8							171	
7 - 8	87		5			4.8	12	1		12.4							105	
8 - 9	67		3	1		5.1	7	1		10.1							79	
9 - 10	39						7	1		16.7			1	2.1			48	
10 - 11	45						3	2		10.0							50	
11 - 12	21						1	2	1	16.0							25	
AM TOTAL	451		19	7		5.1	14	15	4	6.5				.2			511	
PM TOTAL	1668	3	55	17	1	4.0	98	36	10	7.6	1	1	9	.6			1899	
DAY TOTAL	2119	3	74	24	1	4.2	112	51	14	7.3	1	1	10	.5			2410	
															2-AXLE EQUIVALENT			2668

STATE OF WASHINGTON - DEPARTMENT OF TRANSPORTATION
 TRIP SYSTEM
 HOURLY TRAFFIC CLASSIFICATION SUMMARY

SR 005 Q101456 MP 000.02 OFF SYSTEM ID. LEG 2 DIRECTION OF TRAFFIC NORTHBOUND LANE ALL OF
 COUNT IDENTIFIER 20-001 COUNTER NUMBER 362307 DESCRIPTION: ON SR 5 NB FROM PIONEER ST

09-02-20 WEDNESDAY		CARS PICKUPS	SINGLE UNITS				SINGLE UNIT %	DOUBLE UNITS			DOUBLE UNIT %	TRAINS			TRAIN %	TRUCK %	CLASS UNKNOWN	TOTAL VEHICLES
AM HOURS	BUS		MED	HVY	4+	4-		5	6+	5-		6	7+					
12 - 1		18													25.0			24
1 - 2		13													18.8			16
2 - 3		10													33.3			15
3 - 4		21													22.2			27
4 - 5		28	1	1	1	7.5	1	4	3					1	20.0	2.5		40
5 - 6		61		1		1.3	8	3	2					1	17.1	1.3		76
6 - 7		104		1	2	2.4	13	1							11.4	1.6		123
7 - 8		176		8		3.9	17	4						2	10.1	1.0		207
8 - 9		139		6	3	5.3	12	3	3					1	10.6	2.4		170
9 - 10		125	1	6	3	6.8	6	2	3					2	7.4	1.4		148
10 - 11		144	1	3		2.4	14	4	2					1	11.9			168
11 - 12		125		6	4	6.8	9	2	2						8.8			148
PM HOURS																		
12 - 1		188		6	2	3.6	11	6	3					1	9.1	1.8		220
1 - 2		170	2	5	4	5.4	8	7	3					1	8.9	1.5		202
2 - 3		206		7	2	3.9	11	4						1	6.5	.4		231
3 - 4		225	1	9	1	4.3	11	3	1					1	5.9	1.6		255
4 - 5		216		6	2	3.1	13	15	6					1	13.0	1.1		261
5 - 6		204	1	8		3.9	12	3	1					1	6.9	1.3		232
6 - 7		144		5	2	4.3	7	5	1						7.9			164
7 - 8		113		1	1	1.6	11	2						1	10.1	.8		129
8 - 9		87			1	1.1	6								6.4			94
9 - 10		41		1		1.9	10								19.2			52
10 - 11		27					4	3	1						22.9			35
11 - 12		30		1		3.1	1								3.1			32
AM TOTAL		964	3	32	13	4.1	88	34	16					5	11.9	1.0		1162
PM TOTAL		1651	4	49	15	3.6	105	48	16					5	8.9	1.0		1907
DAY TOTAL		2615	7	81	28	3.8	193	82	32					10	10.0	1.0		3069
																	2-AXLE EQUIVALENT	3528

STATE OF WASHINGTON - DEPARTMENT OF TRANSPORTATION
 TRIP SYSTEM
 HOURLY TRAFFIC CLASSIFICATION SUMMARY

SR 005 Q101456 MP 000.02 OFF SYSTEM ID. LEG 2 DIRECTION OF TRAFFIC NORTHBOUND LANE ALL OF
 COUNT IDENTIFIER 20-001 COUNTER NUMBER 362307 DESCRIPTION: ON SR 5 NB FROM PIONEER ST

09-03-20 THURSDAY AM HOURS	CARS PICKUPS	SINGLE UNITS				SINGLE UNIT %	DOUBLE UNITS			DOUBLE UNIT %	TRAINS			TRAIN %	TRUCK %	CLASS UNKNOWN	TOTAL VEHICLES
		BUS	MED	HVY	4+		4-	5	6+		5-	6	7+				
12 - 1	12						1	1		14.3				14.3			14
1 - 2	11						2	2	1	31.3				31.3			16
2 - 3	14		2			11.1	1		1	11.1				22.2			18
3 - 4	23		1	1		7.4		2		7.4				14.8			27
4 - 5	32	1	1	1		6.8	2	4	2	18.2			1	2.3			44
5 - 6	61		5			6.4	6	5	1	15.4				21.8			78
6 - 7	110	2	4			4.6	6	4	3	9.9	1		1	1.5			131
7 - 8	160		2	1		1.6	20	1	3	12.8				14.4		1	188
8 - 9	130	1	7			5.2	9	4	1	9.1		1	1	1.3			154
9 - 10	112		3	1		2.8	16	4	5	17.2		2	1	2.1		1	145
10 - 11	148	1	6	2		5.3	7	4	2	7.6		1		.6			171
11 - 12	157	1	5	1		3.7	18	4		11.8			1	.5			187
PM HOURS																	
12 - 1	173	2	6			3.9	16	2		8.7	3		4	3.4			206
1 - 2	163		6	2		4.2	10	5	5	10.4			1	.5			192
2 - 3	219		8	2		3.9	17	6	2	9.8		1		.4			255
3 - 4	194		6	3		3.9	14	5	4	9.9		1	5	2.6			232
4 - 5	253		9	2		3.7	16	5	6	9.1			5	1.7			296
5 - 6	194		6		1	3.1	19	6	1	11.4	1			.4			228
6 - 7	148		2	3		3.0	10	2		7.2			1	.6			166
7 - 8	117		3			2.2	11	2		9.6	1	1		1.5			135
8 - 9	92	1	1			1.9	3	4	3	9.6				11.5			104
9 - 10	44		2			3.8	4	2		11.3			1	1.9			53
10 - 11	56						3	2	1	9.7				9.7			62
11 - 12	26						4	3		21.2				21.2			33

AM TOTAL	970	6	36	7		4.2	88	35	19	12.1	1	4	5	.9		2	1173
PM TOTAL	1679	3	49	12	1	3.3	127	44	22	9.8	5	3	17	1.3			1962
DAY TOTAL	2649	9	85	19	1	3.6	215	79	41	10.7	6	7	22	1.1		2	3135
																2-AXLE EQUIVALENT	3639

STATE OF WASHINGTON - DEPARTMENT OF TRANSPORTATION
TRIP SYSTEM
HOURLY TRAFFIC CLASSIFICATION SUMMARY

SR 005 Q101456 MP 000.02 OFF SYSTEM ID. LEG 2 DIRECTION OF TRAFFIC NORTHBOUND LANE ALL OF
COUNT IDENTIFIER 20-001 COUNTER NUMBER 362307 DESCRIPTION: ON SR 5 NB FROM PIONEER ST

FRIDAY AM HOURS	CARS PICKUPS	SINGLE UNITS				SINGLE UNIT %	DOUBLE UNITS			DOUBLE UNIT %	TRAINS			TRAIN %	TRUCK %	CLASS UNKNOWN	TOTAL VEHICLES
		BUS	MED	HVY	4+		4-	5	6+		5-	6	7+				
12 - 1	17						2	1	1	19.0				19.0			21
1 - 2	14						3			17.6				17.6			17
2 - 3	19						4	1		20.8				20.8			24
3 - 4	23			1		4.0	1			4.0				8.0			25
4 - 5	28		1	1		4.3	4	7	5	34.8				39.1			46
5 - 6	48						8	2	1	18.3			1	1.7			60
6 - 7	86		1	1	5	7.2	13	2	1	14.4			1	.9			111
7 - 8	124		1	1	1	1.9	25	1	3	18.4			1	1.3			158
8 - 9																	
9 - 10																	
10 - 11																	
11 - 12																	
PM HOURS																	
12 - 1																	
1 - 2																	
2 - 3																	
3 - 4																	
4 - 5																	
5 - 6																	
6 - 7																	
7 - 8																	
8 - 9																	
9 - 10																	
10 - 11																	
11 - 12																	
AM TOTAL	359		3	4	6	1	3.0	60	14	11	18.4		1	3	.9	22.3	462
PM TOTAL																	
DAY TOTAL	359		3	4	6	1	3.0	60	14	11	18.4		1	3	.9	22.3 2-AXLE EQUIVALENT	462 579

09-01-20 THRU 09-04-20

AVERAGE WEEKDAY CLASSIFICATION VOLUMES *****

AVG WEEKDAY VOLUME	CARS PICKUPS	SINGLE UNITS				SINGLE UNIT %	DOUBLE UNITS			DOUBLE UNIT %	TRAINS			TRAIN %	TRUCK %	CLASS UNKNOWN	TOTAL VEHICLES
		BUS	MED	HVY	4+		4-	5	6+		5-	6	7+				
2632		8	83	24	1	3.7	204	81	37	10.4	8	7	19	1.1	15.2	1	3102
															AWD 2-AXLE EQUIVALENT		3591

TOTAL HOURS FOR COUNT 71
2 DAYS FACTOR GROUP R045
AVG WEEKDAY VOL 3102 X SEASONAL ADJ. FACTOR 0.9700 = ESTIMATED AVG DAILY TRAFFIC 3009

PEAK HOUR PERCENTAGES: K = 9.54 D = 100.00 T = 14.53
PEAK HOUR LOCATION : VOLUME = 296 DATE: 09/03/20 TIME: 04:00 PM

NOTE: 4-15 HIGH/COVID