



J

Interval 60 min. 15 min.
 Binned(CL/SP) Count(volume)
Lane No 1 2

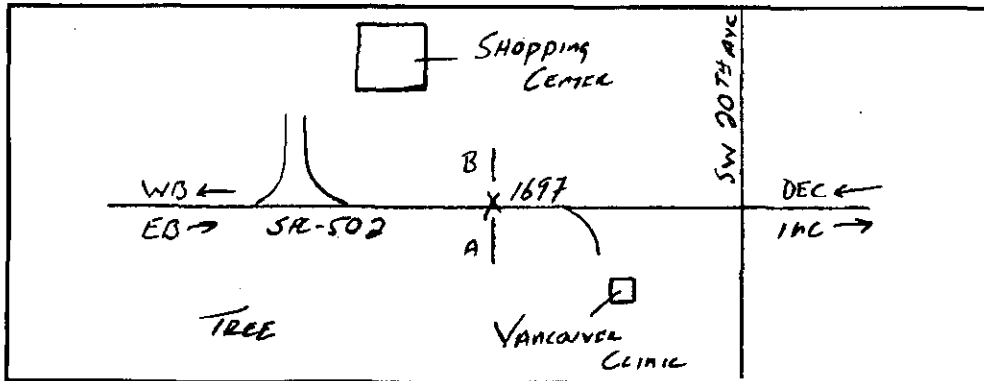
Direction Channel 1 EB
Direction Channel 2 WB
Unique ID# _____

Counter No. 161697 Count ID HPMS
SR 502 RRT/RRQ _____ MP 7.04
Leg 1 Direction See 1,2 OSID _____

Station Description ON SR-502 W/O SW 20TH AVE / NW 20th AVE

Date	Day	Time	Comments
4/14/14	2	11:15	Manual (1) <u>10</u> (2) <u>10</u> Counter (1) <u>10</u> (2) <u>10</u> SET OK JH/BJ 6.5V
4/15/14	3	10:44	Manual (1) <u>35</u> (2) <u>32</u> Counter (1) <u>35</u> (2) <u>32</u> CHECK OK JH/BJ 7.1V
4/16/14	4	10:50	Manual (1) <u>44</u> (2) <u>46</u> Counter (1) <u>44</u> (2) <u>45</u> CH#2 1 - SP CHECK OK JH/BJ 7.0V
4/17/14	5	9:59	Manual (1) <u>28</u> (2) <u>22</u> Counter (1) <u>28</u> (2) <u>22</u> CHECK OK JH/BJ 6.7V
4/18/14	6	10:13	Manual (1) <u>4</u> (2) <u>4</u> Counter (1) <u>4</u> (2) <u>4</u> PICK UP OK JH/BJ 7.0V

Sketch



North

JH

Field Person

SR 502 MP 007.04 OFF SYSTEM ID. LEG 1 DIRECTION OF TRAFFIC WESTBOUND LANE ALL OF
COUNT IDENTIFIER HPMS COUNTER NUMBER 161697 DESCRIPTION: ON SR 502 W/O SW 20TH AVE/NW 20TH AVE

COUNT IDENTIFIER	HPMS	AM HOURS												PM HOURS	DAILY TOTAL	
		1	2	3	4	5	6	7	8	9	10	11	12			
04/14/14 MONDAY		1	2	3	4	5	6	7	8	9	10	11	12	1	284	
TOT		12	1	2	3	4	5	6	7	8	9	10	11	12	107	5020

AM PEAK HOUR 0000 TO 0000 VOLUME 0
PM PEAK HOUR 0430 TO 0530 VOLUME 620

AM TOTAL 284
PM TOTAL 4736

COUNT IDENTIFIER	HPMS	AM HOURS												PM HOURS	DAILY TOTAL	
		1	2	3	4	5	6	7	8	9	10	11	12			
04/15/14 TUESDAY		1	2	3	4	5	6	7	8	9	10	11	12	1	39	
TOT		12	1	2	3	4	5	6	7	8	9	10	11	12	107	8752

AM PEAK HOUR 0630 TO 0730 VOLUME 573
PM PEAK HOUR 0330 TO 0430 VOLUME 685

AM TOTAL 3893
PM TOTAL 4859

COUNT IDENTIFIER	HPMS	AM HOURS												PM HOURS	DAILY TOTAL	
		1	2	3	4	5	6	7	8	9	10	11	12			
04/16/14 WEDNESDAY		1	2	3	4	5	6	7	8	9	10	11	12	1	28	
TOT		12	1	2	3	4	5	6	7	8	9	10	11	12	107	8491

AM PEAK HOUR 0815 TO 0915 VOLUME 570
PM PEAK HOUR 0330 TO 0430 VOLUME 629

AM TOTAL 3837
PM TOTAL 4654

SR 502 MP 007.04 OFF SYSTEM ID. LEG 1 DIRECTION OF TRAFFIC WESTBOUND LANE ALL OF
 COUNT IDENTIFIER HPMS COUNTER NUMBER 161697 DESCRIPTION: ON SR 502 W/O SW 20TH AVE/NW 20TH AVE

04/17/14 THURSDAY		AM HOURS												PM HOURS												DAILY	
TIME	COUNT	1	2	3	4	5	6	7	8	9	10	11	12	1	2	3	4	5	6	7	8	9	10	11	12	TOTAL	
00-15	3	6	7	9	17	73	143	116	129	119	109	120	153	167	138	138	136	172	112	80	66	44	47	28	3801		
15-30	3	3	4	14	36	88	144	122	131	143	150	123	135	130	130	132	128	112	60	70	66	38	18	4713			
30-45	7	7	8	10	46	109	140	147	114	113	130	142	139	137	140	132	105	49	49	61	61	30	7				
45-00	4	9	14	19	60	108	138	130	131	140	136	130	133	139	139	127	144	134	96	77	60	42	21	11			
TOT	17	25	33	52	159	378	565	515	522	504	501	530	562	583	546	555	552	566	425	266	245	213	136	64	8514		
									AM PEAK HOUR 0600 TO 0700 VOLUME												AM TOTAL					565	
									PM PEAK HOUR 0415 TO 0515 VOLUME													PM TOTAL					588

04/18/14 FRIDAY		AM HOURS												PM HOURS												DAILY
TIME	COUNT	1	2	3	4	5	6	7	8	9	10	11	12	1	2	3	4	5	6	7	8	9	10	11	12	TOTAL
00-15	13	3	4	16	14	68	105	115	116	109															2622	
15-30	4	8	7	14	28	85	138	137	113	119																
30-45	8	7	7	20	35	89	138	155	133	158																
45-00	9	6	1	6	53	110	118	95	113	145																
TOT	34	24	19	56	130	352	499	502	475	531															2622	
									AM PEAK HOUR 0900 TO 1000 VOLUME													AM TOTAL				531
									PM PEAK HOUR 0000 TO 0000 VOLUME													PM TOTAL				0

04/14/14 THRU 04/18/14 94
 TOTAL HOURS FOR COUNT
 3 DAYS
 AVG WEEKDAY VOL 8586 X SEASONAL ADJ. FACTOR 0.9900 = 8500 X AXLE CORR FACTOR 0.9809 = ESTIMATED AVG DAILY TRAFFIC 8338
 FACTOR GROUP CB-02
 FACTOR GROUP GR-82

15 MINUTE TRAFFIC COUNT SUMMARY

SR 502 MP 007.04 OFF SYSTEM ID. LEG 1 DIRECTION OF TRAFFIC EASTBOUND LANE ALL OF

COUNT IDENTIFIER HPMS COUNTER NUMBER 161697 DESCRIPTION: ON SR 502 W/O SW 20TH AVE/NW 20TH AVE

04/14/14 MONDAY	AM HOURS	PM HOURS	AM PEAK HOUR 0000 TO 0000 VOLUME	PM PEAK HOUR 0500 TO 0600 VOLUME	AM TOTAL	PM TOTAL	DAILY TOTAL
12	1	2	234	510	746	731	1477
1	2	3	502	587	1089	714	1803
2	3	4	502	587	1089	714	1803
3	4	5	502	587	1089	714	1803
4	5	6	502	587	1089	714	1803
5	6	7	502	587	1089	714	1803
6	7	8	502	587	1089	714	1803
7	8	9	502	587	1089	714	1803
8	9	10	502	587	1089	714	1803
9	10	11	502	587	1089	714	1803
10	11	12	502	587	1089	714	1803
11	12	1	502	587	1089	714	1803
12	1	2	502	587	1089	714	1803
TOT			234	510	746	731	1477

04/15/14 TUESDAY	AM HOURS	PM HOURS	AM PEAK HOUR 1015 TO 1115 VOLUME	PM PEAK HOUR 0330 TO 0430 VOLUME	AM TOTAL	PM TOTAL	DAILY TOTAL
12	1	2	412	428	840	675	1515
1	2	3	412	428	840	675	1515
2	3	4	412	428	840	675	1515
3	4	5	412	428	840	675	1515
4	5	6	412	428	840	675	1515
5	6	7	412	428	840	675	1515
6	7	8	412	428	840	675	1515
7	8	9	412	428	840	675	1515
8	9	10	412	428	840	675	1515
9	10	11	412	428	840	675	1515
10	11	12	412	428	840	675	1515
11	12	1	412	428	840	675	1515
12	1	2	412	428	840	675	1515
TOT			412	428	840	675	1515

04/16/14 WEDNESDAY	AM HOURS	PM HOURS	AM PEAK HOUR 1045 TO 1145 VOLUME	PM PEAK HOUR 0315 TO 0415 VOLUME	AM TOTAL	PM TOTAL	DAILY TOTAL
12	1	2	382	387	769	751	1520
1	2	3	382	387	769	751	1520
2	3	4	382	387	769	751	1520
3	4	5	382	387	769	751	1520
4	5	6	382	387	769	751	1520
5	6	7	382	387	769	751	1520
6	7	8	382	387	769	751	1520
7	8	9	382	387	769	751	1520
8	9	10	382	387	769	751	1520
9	10	11	382	387	769	751	1520
10	11	12	382	387	769	751	1520
11	12	1	382	387	769	751	1520
12	1	2	382	387	769	751	1520
TOT			382	387	769	751	1520

SR 502 MP 007.04 OFF SYSTEM ID. LEG 1 DIRECTION OF TRAFFIC EASTBOUND LANE ALL OF
 COUNT IDENTIFIER HPMS COUNTER NUMBER 161697 DESCRIPTION: ON SR 502 W/O SW 20TH AVE/NU 20TH AVE

04/17/14 THURSDAY	AM HOURS												PM HOURS												DAILY TOTAL
	1	2	3	4	5	6	7	8	9	10	11	12	1	2	3	4	5	6	7	8	9	10	11	12	
12	1	2	3	4	5	6	7	8	9	10	11	12	1	2	3	4	5	6	7	8	9	10	11	12	1415
63	31	32	33	28	73	154	370	374	340	400	423	510	541	586	677	715	687	615	406	303	264	165	107	7897	
AM PEAK HOUR 1100 TO 1200 VOLUME 423													PM PEAK HOUR 0430 TO 0530 VOLUME 735												AM TOTAL 2321
PM PEAK HOUR 0430 TO 0530 VOLUME 735																									PM TOTAL 5576

04/18/14 FRIDAY	AM HOURS												PM HOURS												DAILY TOTAL
	1	2	3	4	5	6	7	8	9	10	11	12	1	2	3	4	5	6	7	8	9	10	11	12	
12	1	2	3	4	5	6	7	8	9	10	11	12	1	2	3	4	5	6	7	8	9	10	11	12	1415
68	40	28	22	24	72	132	255	362	412																1415
AM PEAK HOUR 0900 TO 1000 VOLUME 412													PM PEAK HOUR 0000 TO 0000 VOLUME 0												AM TOTAL 1415
PM PEAK HOUR 0000 TO 0000 VOLUME 0																									PM TOTAL 0

04/16/14 THRU 04/18/14 TOTAL HOURS FOR COUNT 94
 3 DAYS FACTOR GROUP CB-02 FACTOR 0.9900 = 7846 X AXLE CORR FACTOR 0.9809 * ESTIMATED AVG DAILY TRAFFIC 7696
 AVG WEEKDAY VOL 7925 X SEASONAL ADJ. FACTOR 0.9900 = 7846 X AXLE CORR FACTOR 0.9809 * ESTIMATED AVG DAILY TRAFFIC 7696

SR 502 MP 007.04 OFF SYSTEM ID. LEG 1 DIRECTION OF TRAFFIC BOTH WAYS LANE ALL OF
 COUNT IDENTIFIER HPMS COUNTER NUMBER 161697 DESCRIPTION: ON SR 502 W/O SW 20TH AVE/NW 20TH AVE

04/14/14 MONDAY

AM HOURS	PM HOURS	DAILY TOTAL
00-15	12	12
15-30	1	1
30-45	2	2
45-00	3	3
TOT	18	18

AM PEAK HOUR 0000 TO 0000 VOLUME	PM PEAK HOUR 0400 TO 0500 VOLUME	AM TOTAL	PM TOTAL	DAILY TOTAL
518	1027	1037	1121	1317
1348	1303	940	735	578
398	260	260	130	10712
518	10194	10194		

04/15/14 TUESDAY

AM HOURS	PM HOURS	DAILY TOTAL
00-15	12	12
15-30	1	1
30-45	2	2
45-00	3	3
TOT	18	18

AM PEAK HOUR 0715 TO 0815 VOLUME	PM PEAK HOUR 0330 TO 0430 VOLUME	AM TOTAL	PM TOTAL	DAILY TOTAL
996	1421	996	1421	10413
1275	1361	969	746	619
418	237	237	134	16725

04/16/14 WEDNESDAY

AM HOURS	PM HOURS	DAILY TOTAL
00-15	12	12
15-30	1	1
30-45	2	2
45-00	3	3
TOT	18	18

AM PEAK HOUR 1100 TO 1200 VOLUME	PM PEAK HOUR 0345 TO 0445 VOLUME	AM TOTAL	PM TOTAL	DAILY TOTAL
984	1359	984	1359	6193
1332	1334	957	731	571
394	233	233	134	16396

SR 502 MP 007.04 OFF SYSTEM ID. LEG 1 DIRECTION OF TRAFFIC BOTH WAYS LANE ALL OF
 COUNT IDENTIFIER HPMS COUNTER NUMBER 161697 DESCRIPTION: ON SR 502 W/O SW 20TH AVE/NW 20TH AVE

04/17/14 THURSDAY	AM HOURS												PM HOURS												DAILY TOTAL	
	1	2	3	4	5	6	7	8	9	10	11	12	1	2	3	4	5	6	7	8	9	10	11	12		
12	1	2	3	4	5	6	7	8	9	10	11	12	1	2	3	4	5	6	7	8	9	10	11	12	85	
TOT	80	56	65	85	187	451	719	885	896	844	901	953	1072	1124	1132	1252	1267	1253	1040	672	548	477	301	171	16411	
									AM PEAK HOUR 1100 TO 1200 VOLUME 953																AM TOTAL 6122	
									PM PEAK HOUR 0430 TO 0530 VOLUME 1319																	PM TOTAL 10289

04/18/14 FRIDAY	AM HOURS												PM HOURS												DAILY TOTAL	
	1	2	3	4	5	6	7	8	9	10	11	12	1	2	3	4	5	6	7	8	9	10	11	12		
12	1	2	3	4	5	6	7	8	9	10	11	12	1	2	3	4	5	6	7	8	9	10	11	12	4037	
TOT	102	64	47	78	154	424	631	757	837	943															4037	
									AM PEAK HOUR 0900 TO 1000 VOLUME 943																AM TOTAL 4037	
									PM PEAK HOUR 0000 TO 0000 VOLUME 0																	PM TOTAL 0

04/14/14 THRU 04/18/14 94
 3 DAYS AVG WEEKDAY VOL 16511 X SEASONAL ADJ. FACTOR 0.9900 = 16346 X AXLE CORR FACTOR 0.9809 = ESTIMATED AVG DAILY TRAFFIC 16034
 PEAK HOUR PERCENTAGES: K = 8.61 D = 51.79
 PEAK HOUR LOCATION: VOLUME = 1421 DATE: 04/15/14 TIME: 03:30 PM



11

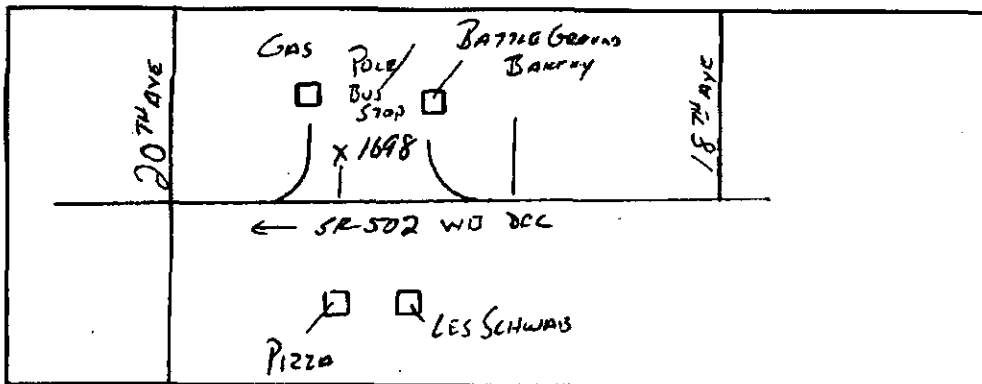
Interval 60 min. 15 min.
 Binned(CL/SP) Count(volume)
 Lane No 1 2
 Direction Channel 1 _____
 Direction Channel 2 _____
 Unique ID# _____

Counter No. 161698 Count ID HPMS
 SR 502 RRT/RRQ MP 7.04
 Leg 2 Direction WB OSID _____

Station Description ON SR-502 E/O SW 20TH AVE / New 20th Ave

Date	Day	Time	Comments
4/14/14	2	11:30	Manual (1) <u>5</u> (2) _____ Counter (1) <u>5</u> (2) _____ SET OK JH/BJ 6.6V
4/15/14	3	11:00	Manual (1) <u>48</u> (2) _____ Counter (1) <u>48</u> (2) _____ CHECK OK JH/BJ 6.4V
4/16/14	4	11:05	Manual (1) <u>50</u> (2) _____ Counter (1) <u>49</u> (2) _____ 1 - SP CHECK OK JH/BJ 6.4V
4/17/14	5	10:04	Manual (1) <u>31</u> (2) _____ Counter (1) <u>31</u> (2) _____ CHECK OK JH/BJ 6.3V
4/18/14	6	10:19	Manual (1) <u>1</u> (2) _____ Counter (1) <u>1</u> (2) _____ PICK UP OK JH/BJ 6.3V

Sketch



North

SH

Field Person



Interval 60 min. 15 min.
 Binned(CL/SP) Count(volume)
Lane No 1 2

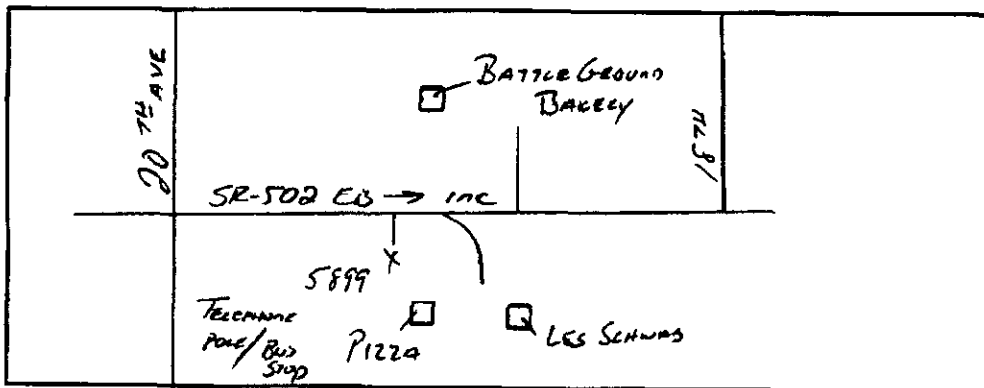
Direction Channel 1 _____
Direction Channel 2 _____
Unique ID# _____

Counter No. 165899 Count ID HPMS
SR 502 RRT/RRQ MP 7.04
Leg 2 Direction EB OSID _____

Station Description ON SR-502 E/O SW 20TH AVE / NW 20th AVE

Date	Day	Time	Comments
4/14/14	2	11:22	Manual (1) <u>5</u> (2) _____ Counter (1) <u>5</u> (2) _____ SET OK JH/BJ 6.4V
4/15/14	3	10:51	Manual (1) <u>50</u> (2) _____ Counter (1) <u>49</u> (2) _____ 1 - SP CHECK OK JH/BJ 6.4V
4/16/14	4	10:57	Manual (1) <u>50</u> (2) _____ Counter (1) <u>51</u> (2) _____ 1 - AC CHECK OK JH/BJ 6.7V
4/17/14	5	10:03	Manual (1) <u>29</u> (2) _____ Counter (1) <u>28</u> (2) _____ 1 - SP CHECK OK JH/BJ 6.6V
4/18/14	6	10:16	Manual (1) <u>2</u> (2) _____ Counter (1) <u>2</u> (2) _____ PICK UP OK JH/BJ 6.7V

Sketch



JH

Field Person

SR 502 MP 007.04 OFF SYSTEM ID. LEG 2 DIRECTION OF TRAFFIC WESTBOUND LANE ALL OF

COUNT IDENTIFIER HPNS COUNTER NUMBER 161698 DESCRIPTION: ON SR 502 E/O SW 20TH AVE/NW 20TH AVE

04/14/14 MONDAY	AM HOURS	PM HOURS	AM PEAK HOUR 0000 TO 0000 VOLUME	PM PEAK HOUR 0430 TO 0530 VOLUME	AM TOTAL	PM TOTAL	DAILY TOTAL						
12	1	2	3	4	5	6	7	8	9	10	11	12	DAILY TOTAL
1	2	3	4	5	6	7	8	9	10	11	12		
180	163	136	193	192	195	184	103	108	58	52	21		
149	164	142	206	196	202	138	114	100	52	38	26		
181	164	186	199	204	169	147	157	89	69	31	18		
166	161	175	196	207	165	133	117	78	56	25	11		
TOT	347	654	688	673	786	799	731	602	491	375	235	146	6603

04/15/14 TUESDAY	AM HOURS	PM HOURS	AM PEAK HOUR 1100 TO 1200 VOLUME	PM PEAK HOUR 0330 TO 0430 VOLUME	AM TOTAL	PM TOTAL	DAILY TOTAL																		
12	1	2	3	4	5	6	7	8	9	10	11	12	DAILY TOTAL												
1	2	3	4	5	6	7	8	9	10	11	12														
97	119	133	156	173	161	171	162	161	205	207	236	168	131	131											
100	134	144	153	140	150	178	181	172	154	215	190	134	140	97											
121	121	156	153	164	139	162	178	164	239	179	183	122	97	49											
121	132	141	144	143	172	157	182	206	197	204	160	147	90	100											
TOT	49	36	27	40	145	355	439	506	574	590	620	622	668	703	703	795	805	769	588	483	425	216	139	69	10366

04/16/14 WEDNESDAY	AM HOURS	PM HOURS	AM PEAK HOUR 1100 TO 1200 VOLUME	PM PEAK HOUR 0345 TO 0445 VOLUME	AM TOTAL	PM TOTAL	DAILY TOTAL																		
12	1	2	3	4	5	6	7	8	9	10	11	12	DAILY TOTAL												
1	2	3	4	5	6	7	8	9	10	11	12														
107	125	139	144	146	157	150	153	162	203	215	201	157	129	91	63	40	25								
130	107	153	146	134	152	170	178	142	156	196	196	166	104	106	45	37	15								
104	133	164	147	140	180	155	169	194	179	191	183	145	117	75	66	23	20								
113	116	136	133	142	168	176	157	166	190	173	167	144	97	71	58	24	16								
TOT	33	27	26	33	136	323	454	481	592	590	562	657	651	657	664	728	775	747	612	447	343	232	124	76	9970

SR 502 NP 007.04 OFF SYSTEM ID. LEG 2 DIRECTION OF TRAFFIC WESTBOUND LANE ALL OF

COUNT IDENTIFIER HPMS COUNTER NUMBER 161698 DESCRIPTION: ON SR 502 E/O SW 20TH AVE/NW 20TH AVE

04/17/14 THURSDAY		AM HOURS												PM HOURS												DAILY TOTAL	
12	1	2	3	4	5	6	7	8	9	10	11	12	1	2	3	4	5	6	7	8	9	10	11	12	TOTAL		
12	1	2	3	4	5	6	7	8	9	10	11	12	1	2	3	4	5	6	7	8	9	10	11	12	2597		
7	6	7	8	13	54	114	111	123	128	137	158	212	184	194	179	212	153	100	96	65	69	32					
5	4	6	12	33	77	121	114	148	150	170	167	167	190	187	171	164	156	102	84	77	48	24					
10	9	7	7	38	83	115	140	154	135	139	160	214	167	166	178	160	133	88	88	76	43	14					
6	12	11	18	52	97	122	140	149	150	171	170	160	171	191	168	197	161	157	96	78	51	31	16				
TOT	28	31	31	45	136	311	472	505	574	563	617	655	737	740	740	715	725	697	599	386	344	269	191	86	10197		
									AM PEAK HOUR 1045 TO 1145 VOLUME						656												
									PM PEAK HOUR 1230 TO 0130 VOLUME						776												

04/18/14 FRIDAY		AM HOURS												PM HOURS												DAILY TOTAL	
12	1	2	3	4	5	6	7	8	9	10	11	12	1	2	3	4	5	6	7	8	9	10	11	12	TOTAL		
12	1	2	3	4	5	6	7	8	9	10	11	12	1	2	3	4	5	6	7	8	9	10	11	12	2597		
7	6	7	8	13	55	93	92	96	110	154																	
15	13	2	6	12	24	69	114	120	118																		
30-45	7	13	9	12	71	115	135	133	155																		
45-00	10	7	3	5	39	91	107	128	155																		
TOT	45	27	27	50	100	286	429	464	477	538	154																
									AM PEAK HOUR 0915 TO 1015 VOLUME						582												
									PM PEAK HOUR 0000 TO 0000 VOLUME						0												

04/14/14 THRU 04/18/14 94
 3 DAYS
 AVG WEEKDAY VOL 10178 X SEASONAL ADJ. FACTOR 0.9400 = 9567 X AXLE CORR FACTOR 0.9809 = ESTIMATED AVG DAILY TRAFFIC 9384
 FACTOR GROUP GR-02
 FACTOR GROUP GR-82

SR 502 MP 007.04 OFF SYSTEM ID. LEG 2 DIRECTION OF TRAFFIC EASTBOUND LANE ALL OF
 COUNT IDENTIFIER HPMS COUNTER NUMBER 165899 DESCRIPTION: ON SR 502 E/O SW 20TH AVE/NW 20TH AVE

04/14/14 MONDAY AM HOURS

00-15	12	1	2	3	4	5	6	7	8	9	10	11	12	DAILY TOTAL					
15-30	1	2	3	4	5	6	7	8	9	10	11	12							
30-45																			
45-00																			
HOUR																			
TOT	52	26	32	24	28	85	237	452	490	518	521	596	636	606	897	606	897	3061	6482

AM PEAK HOUR 1045 TO 1145 VOLUME 897
 PM PEAK HOUR 0315 TO 0415 VOLUME 897

04/15/14 TUESDAY AM HOURS

00-15	12	1	2	3	4	5	6	7	8	9	10	11	12	DAILY TOTAL											
15-30	1	2	3	4	5	6	7	8	9	10	11	12													
30-45																									
45-00																									
HOUR																									
TOT	55	29	33	27	31	87	222	483	482	541	573	572	730	671	711	829	877	859	670	470	361	258	137	79	9787

AM PEAK HOUR 1030 TO 1130 VOLUME 619
 PM PEAK HOUR 0330 TO 0430 VOLUME 891

04/16/14 WEDNESDAY AM HOURS

00-15	12	1	2	3	4	5	6	7	8	9	10	11	12	DAILY TOTAL					
15-30	1	2	3	4	5	6	7	8	9	10	11	12							
30-45																			
45-00																			
HOUR																			
TOT	52	26	32	24	28	85	237	452	490	518	521	596	636	606	897	606	897	3061	6482

AM PEAK HOUR 1045 TO 1145 VOLUME 897
 PM PEAK HOUR 0315 TO 0415 VOLUME 897

SR 502	MP 007.04	OFF SYSTEM ID.	LEG 2	DIRECTION OF TRAFFIC	EASTBOUND	LANE ALL OF																			
COUNT IDENTIFIER	HPMS	COUNTER NUMBER	165899	DESCRIPTION: ON SR 502 E/O SW 20TH AVE/NW 20TH AVE																					
04/17/14 THURSDAY																									
					AM HOURS	PM HOURS																			
					1 2 3 4 5 6 7 8 9 10 11 12	1 2 3 4 5 6 7 8 9 10 11 12																			
00-15	23	7	9	12	16	29	46	66	100	116	132	131	178	142	185	189	201	200	179	133	90	98	46	32	
15-30	11	8	11	10	12	24	48	118	125	128	160	160	175	198	189	185	201	218	156	136	86	84	48	32	
30-45	9	7	6	5	11	23	54	130	115	110	129	150	191	189	205	239	206	218	155	98	69	74	42	27	
45-00	10	10	5	6	9	27	82	163	143	133	157	163	171	172	162	221	230	182	201	86	72	49	34	18	
TOT	53	32	31	31	36	90	225	477	483	487	578	604	689	703	735	800	871	806	691	453	317	305	170	109	9776
									AM PEAK HOUR 1100 TO 1200 VOLUME	604									AM TOTAL	3127					
									PM PEAK HOUR 0430 TO 0530 VOLUME	887									PM TOTAL	6649					

04/18/14 FRIDAY		AM HOURS												PM HOURS												DAILY TOTAL	
		1	2	3	4	5	6	7	8	9	10	11	12	1	2	3	4	5	6	7	8	9	10	11	12		
00-15	12	1	2	3	4	5	6	7	8	9	10	11	12	1	2	3	4	5	6	7	8	9	10	11	12	2008	
15-30	1	2	3	4	5	6	7	8	9	10	11	12	1	2	3	4	5	6	7	8	9	10	11	12	0		
30-45	19	17	10	6	7	13	39	63	85	118	189																
45-00	23	7	9	6	8	16	39	70	109	139																	
TOT	69	38	37	18	35	81	192	340	452	557	189																2008

04/14/14 THRU 04/18/14 TOTAL HOURS FOR COUNT 94
 3 DAYS
 AVG WEEKDAY VOL 9702 X SEASONAL ADJ. FACTOR 0.9400 = 9120 X AXLE CORR FACTOR 0.9809 = ESTIMATED AVG DAILY TRAFFIC 8946
 FACTOR GROUP GR-02
 FACTOR GROUP GR-82

SR 502 MP 007.04 OFF SYSTEM ID. LEG 2 DIRECTION OF TRAFFIC BOTH WAYS LANE ALL OF
 COUNT IDENTIFIER HPNS COUNTER NUMBER 165899 DESCRIPTION: ON SR 502 E/O SW 20TH AVE/NW 20TH AVE

04/14/14 MONDAY	AM HOURS	PM HOURS	AM PEAK HOUR 0000 TO 0500 VOLUME	PM PEAK HOUR 0400 TO 0500 VOLUME	AM TOTAL	PM TOTAL	DAILY TOTAL																	
12	1	2	3	4	5	6	7	8	9	10	11	12	DAILY TOTAL											
1	2	3	4	5	6	7	8	9	10	11	12													
00-15	12	1	2	3	4	5	6	7	8	9	10	11	12	DAILY TOTAL										
15-30	1	2	3	4	5	6	7	8	9	10	11	12												
30-45												
45-00												
TOT	104	65	60	67	176	442	661	989	1056	1131	1193	1194	1398	1374	1414	1624	1682	1258	953	786	474	276	148	20153

04/15/14 TUESDAY	AM HOURS	PM HOURS	AM PEAK HOUR 0000 TO 0500 VOLUME	PM PEAK HOUR 0400 TO 0500 VOLUME	AM TOTAL	PM TOTAL	DAILY TOTAL																	
12	1	2	3	4	5	6	7	8	9	10	11	12	DAILY TOTAL											
1	2	3	4	5	6	7	8	9	10	11	12													
00-15	30	14	11	15	29	73	136	201	264	332	299	320	366	324	315	386	434	473	342	256	216	140	69	38
15-30	28	18	18	16	41	108	150	227	252	255	264	287	359	353	355	358	435	404	292	280	202	134	83	49
30-45	27	20	21	16	48	182	180	276	272	279	326	298	337	339	342	465	394	389	311	223	192	112	68	32
45-00	19	13	10	20	58	139	195	285	268	265	304	289	326	358	402	415	419	362	313	194	176	88	56	29
TOT	104	65	60	67	176	442	661	989	1056	1131	1193	1194	1398	1374	1414	1624	1682	1258	953	786	474	276	148	20153

04/16/14 WEDNESDAY	AM HOURS	PM HOURS	AM PEAK HOUR 0000 TO 0500 VOLUME	PM PEAK HOUR 0400 TO 0500 VOLUME	AM TOTAL	PM TOTAL	DAILY TOTAL																		
12	1	2	3	4	5	6	7	8	9	10	11	12	DAILY TOTAL												
1	2	3	4	5	6	7	8	9	10	11	12														
00-15	24	17	9	14	27	67	146	209	251	279	252	292	307	313	336	409	429	409	356	259	194	134	70	44	
15-30	23	13	14	11	39	116	174	209	293	282	287	307	336	340	325	387	395	412	323	231	197	107	63	37	
30-45	22	15	25	14	40	112	174	285	282	281	246	340	313	317	367	396	433	385	294	238	159	127	57	42	
45-00	16	8	10	18	58	133	197	230	256	266	298	314	333	293	356	425	388	365	296	199	159	109	63	33	
TOT	85	53	58	57	164	408	691	933	1082	1108	1083	1253	1287	1263	1384	1617	1645	1571	1269	927	689	477	253	156	19513

AM PEAK HOUR 1030 TO 1130 VOLUME 1237
 PM PEAK HOUR 0330 TO 0430 VOLUME 1749
 AM TOTAL 6975
 PM TOTAL 12538

DOT-RNB515A-8

STATE OF WASHINGTON - DEPARTMENT OF TRANSPORTATION
TRIP SYSTEM
15 MINUTE TRAFFIC COUNT SUMMARY

DATE 04/22/14
TIME 13:52:28
PAGE 42

SR 502 MP 007.04 OFF SYSTEM ID. LEG 2 DIRECTION OF TRAFFIC BOTH WAYS LANE ALL OF
COUNT IDENTIFIER HPMS COUNTER NUMBER 165899 DESCRIPTION: ON SR 502 E/O SW 20TH AVE/NE 20TH AVE

04/17/14 THURSDAY		AM HOURS												PM HOURS												DAILY TOTAL	
12	1	2	3	4	5	6	7	8	9	10	11	12	1	2	3	4	5	6	7	8	9	10	11	12	TOTAL		
12	1	2	3	4	5	6	7	8	9	10	11	12	1	2	3	4	5	6	7	8	9	10	11	12	DAILY TOTAL		
30	13	16	20	19	70	143	177	223	244	269	289	374	354	369	383	380	412	332	233	186	163	115	64	64			
15-30	16	12	17	20	43	101	181	232	278	330	327	360	388	395	372	372	382	312	238	170	161	96	56	56			
30-45	19	16	13	12	49	106	169	270	269	245	268	310	381	358	371	417	366	288	186	155	150	85	41	41			
45-00	16	22	16	24	61	124	204	305	292	283	328	333	345	353	389	427	343	358	182	150	100	65	34	34			
TOT	81	63	62	76	172	401	697	982	1057	1050	1195	1259	1426	1443	1475	1515	1596	1503	1290	839	661	574	361	195	19973		
									AM PEAK HOUR 1100 TO 1200 VOLUME 1259											AM TOTAL 7095							
									PM PEAK HOUR 0430 TO 0530 VOLUME 1638												PM TOTAL 12878						

04/18/14 FRIDAY		AM HOURS												PM HOURS												DAILY TOTAL	
1	2	3	4	5	6	7	8	9	10	11	12	1	2	3	4	5	6	7	8	9	10	11	12	TOTAL			
12	1	2	3	4	5	6	7	8	9	10	11	12	1	2	3	4	5	6	7	8	9	10	11	12	DAILY TOTAL		
34	19	16	19	14	68	132	155	181	228	343														4605			
15-30	30	20	18	18	32	85	153	205	229	257														4605			
30-45	25	14	14	21	94	176	239	260	296															4605			
45-00	25	12	16	10	52	120	160	205	259	314														4605			
TOT	114	65	64	68	135	367	621	804	929	1095	343													4605			
									AM PEAK HOUR 0915 TO 1015 VOLUME 1210												AM TOTAL 4605						
									PM PEAK HOUR 0000 TO 0000 VOLUME 0												PM TOTAL 0						

04/14/14 THRU 04/18/14 94
 3 DAYS
 AVG WEEKDAY VOL 19880 X SEASONAL ADJ. FACTOR 0.9400 = 18687 X AXLE CORR FACTOR 0.9809 = ESTIMATED AVG DAILY TRAFFIC 18350
 PEAK HOUR PERCENTAGES: K = 8.80 D = 50.94
 PEAK HOUR LOCATION : VOLUME = 1749 DATE: 04/15/14 TIME: 03:30 PM