

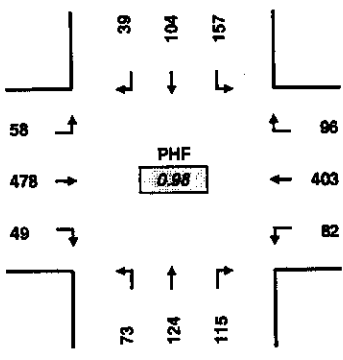
INTERSECTION: NW 20th--SR 502--  
 PROJECT ID#: 6150  
 QC JOB #: 10018308

START TIME: 4:00 PM  
 END TIME: 6:00 PM  
 DATE: 10/15/2003

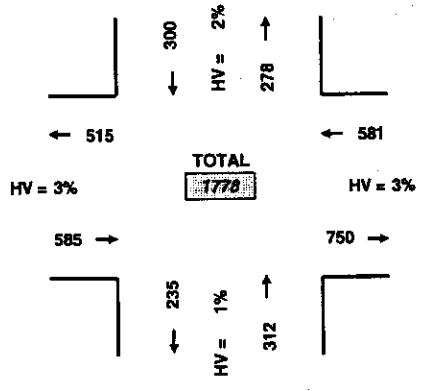


**QUALITY COUNTS**  
 16285 SW 85th Avenue, Ste. 105  
 Tigard, OR 97224  
 Phone: 503-620-4242  
 Fax: 503 620-4545  
 email: jrw@qualitycounts.net  
 www.qualitycounts.net

PEAK HOUR TURNING MOVEMENTS



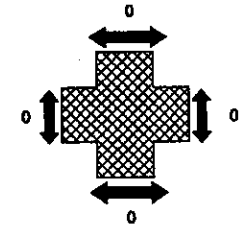
PEAK HOUR LINK VOLUMES



PEAK HOUR: 4:45 PM TO 5:45 PM

PEAK 15 MINUTES: 5:30 PM TO 5:45 PM

PEAK HOUR PED CROSSING VOLUMES



5-MINUTE COUNT PERIOD BEGINNING AT	NW 20th-- (Southbound)			SR 502-- (Westbound)			NW 20th-- (Northbound)			SR 502-- (Eastbound)			Crosswalk Usage (Peds By Approach)				TOTAL	
	Right	Thru	Left	Right	Thru	Left	Right	Thru	Left	Right	Thru	Left	North	East	South	West	Veh	Peds
4:00 PM	3	6	11	8	29	9	6	12	6	3	33	6	0	0	0	0	132	0
4:05 PM	1	6	9	4	30	7	7	7	6	4	33	1	0	0	0	0	115	0
4:10 PM	3	9	7	6	31	9	12	12	6	2	36	4	0	0	0	0	137	0
4:15 PM	1	14	7	8	34	7	6	3	6	2	43	6	0	0	0	0	137	0
4:20 PM	2	11	10	10	30	6	7	5	4	1	41	2	0	0	0	0	129	0
4:25 PM	5	9	13	11	25	13	11	12	9	4	32	4	0	0	0	0	148	0
4:30 PM	6	1	19	12	29	13	9	2	4	2	29	10	0	0	0	0	136	0
4:35 PM	8	8	18	9	40	8	9	17	3	2	29	3	0	0	0	0	154	0
4:40 PM	6	10	23	16	32	10	8	2	4	1	29	2	0	0	0	0	143	0
4:45 PM	5	9	13	5	29	6	15	12	7	1	39	2	0	0	0	0	143	0
4:50 PM	2	11	17	7	46	4	8	5	4	4	41	8	0	0	0	0	157	0
4:55 PM	1	7	15	7	24	6	5	10	6	4	35	6	0	0	0	0	126	0
5:00 PM	1	6	10	7	54	9	6	7	3	5	44	6	0	0	0	0	158	0
5:05 PM	4	5	9	7	34	8	8	18	8	2	31	5	0	0	0	0	139	0
5:10 PM	5	6	9	13	47	5	7	7	4	4	44	0	0	0	0	0	151	0
5:15 PM	4	10	16	10	28	6	17	10	4	3	34	9	0	0	0	0	151	0
5:20 PM	4	7	20	6	26	8	8	10	4	3	46	3	0	0	0	0	145	0
5:25 PM	4	12	12	3	27	9	12	16	5	4	48	4	0	0	0	0	156	0
5:30 PM	0	23	11	8	33	5	8	8	8	9	35	8	0	0	0	0	156	0
5:35 PM	7	7	16	9	32	10	9	11	8	6	44	5	0	0	0	0	164	0
5:40 PM	2	1	9	14	23	6	12	10	12	4	37	2	0	0	0	0	132	0
5:45 PM	1	11	13	6	40	9	4	5	7	3	39	6	0	0	0	0	144	0
5:50 PM	4	9	10	5	29	7	9	7	6	3	35	4	0	0	0	0	128	0
5:55 PM	5	8	10	9	30	9	9	15	11	2	31	8	0	0	0	0	147	0
HOURLY TOTALS	Southbound			Westbound			Northbound			Eastbound			Pedestrians By Approach				TOTAL	
	Right	Thru	Left	Right	Thru	Left	Right	Thru	Left	Right	Thru	Left	North	East	South	West	Veh	Peds
4:00 PM	43	101	162	103	379	98	103	99	65	30	420	54	0	0	0	0	1657	0
4:15 PM	46	97	183	112	424	95	99	100	62	32	437	54	0	0	0	0	1721	0
4:30 PM	50	92	181	102	416	92	112	116	56	35	449	58	0	0	0	0	1759	0
4:45 PM	39	104	157	96	403	82	115	124	73	49	478	58	0	0	0	0	1778	0
5:00 PM	41	105	145	97	403	91	109	124	80	48	488	60	0	0	0	0	1771	0