



Interval 60 min. 15 min.
 Binned(CL/SP) Count(volume)
 Lane No 1 2

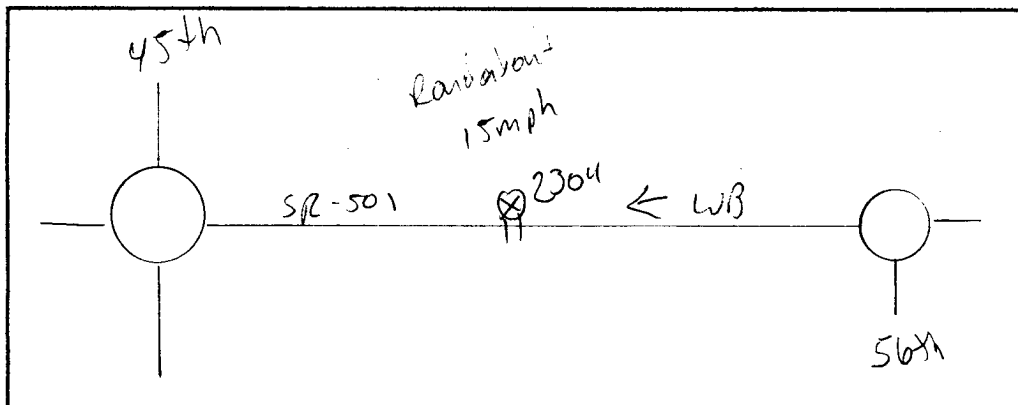
Direction Channel 1 _____
 Direction Channel 2 _____
 Unique ID# _____

Counter No. 292304 Count ID HPMS
 SR 501 RRT/RRQ MP 19.05
 Leg 2 Direction WB OSID _____

Station Description ON SR 501 E/O N 45th ave roundabout / S 45TH AVE ROUNDABOUT

Date	Day	Time	Comments
7/16/18 717118	2	10:53	Manual (1) 5 (2) _____ Set up ok JDM 6.5v Counter (1) 5 (2) NEW HOUSING DEVELOPMENT IN THE AREA. Ru <i>future site of super market</i>
7/17/18 718118	3	12:48	Manual (1) 19 (2) _____ Check ok JDM 7.1v Counter (1) 19 (2)
7/18/18 719118	4	10:42	Manual (1) 18 (2) _____ Check ok JDM 6.8 Counter (1) 18 (2)
7/20/18 719118	5	09:21	Manual (1) 23 (2) _____ Check ok JDM 6.6v Counter (1) 23 (2)
7/21/18 7/20/18	6	09:02	Manual (1) 1 (2) _____ P/U ok JDM 7.0v Counter (1) 1 (2)

Sketch



J. Mylch
Field Person



Interval 60 min. 15 min.
 Binned(CL/SP) Count(volume)
 Lane No 1 2

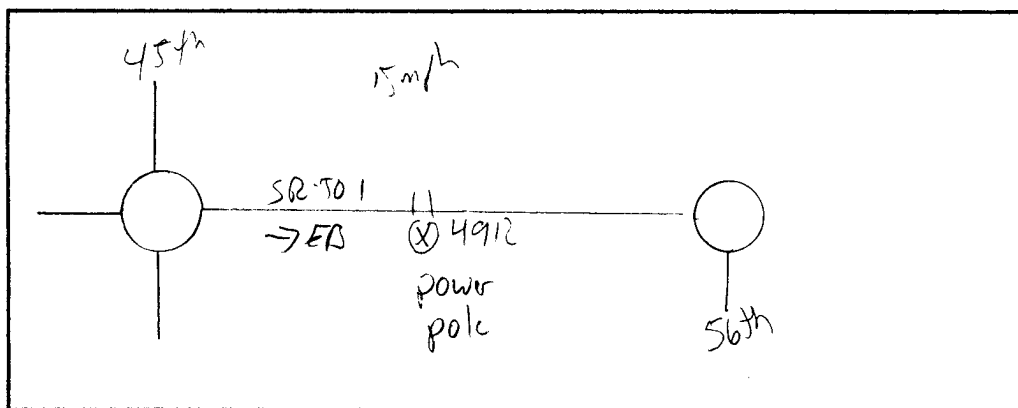
Direction Channel 1 _____
 Direction Channel 2 _____
 Unique ID# _____

Counter No. 294912 Count ID HPMS
 SR 501 RRT/RRQ MP 19.05
 Leg 2 Direction EB OSID _____

Station Description ON SR 501 E/O N 45th ave roundabout / S 45TH AVE ROUNDABOUT

Date	Day	Time	Comments			
7/16/18 717118	2	10:51	Manual (1) <u>5</u> (2) _____ Counter (1) <u>5</u> (2) _____	Set up ok	JDM	6.5v
			<i>future site for a super market</i>			
7/17/18 7118148	3	12:43	Manual (1) <u>24</u> (2) _____ Counter (1) <u>24</u> (2) _____	Check ok	JDM	6.9v
7/18/18 7119118	4	10:41	Manual (1) <u>44</u> (2) _____ Counter (1) <u>44</u> (2) _____	Check ok	JDM	6.6v
7/20/18 7119118	5	09:16	Manual (1) <u>31</u> (2) _____ Counter (1) <u>31</u> (2) _____	Check ok	JDM	6.7v
7/21/18 7120118	6	09:02	Manual (1) <u>1</u> (2) _____ Counter (1) <u>1</u> (2) _____	P/U ok	JDM	6.7v

Sketch



J. Myler
Field Person

STATE OF WASHINGTON - DEPARTMENT OF TRANSPORTATION
 T R I P S S Y S T E M
 HOURLY TRAFFIC CLASSIFICATION SUMMARY

SR 501 MP 019.05 OFF SYSTEM ID. LEG 2 DIRECTION OF TRAFFIC WESTBOUND LANE ALL OF
 COUNT IDENTIFIER HPMS COUNTER NUMBER 292304 DESCRIPTION: ON SR 501 E/O N 45TH AVE/S 45TH AVE ROUNDABOUT

07-16-18 MONDAY		CARS PICKUPS	SINGLE UNITS				SINGLE UNIT %	DOUBLE UNITS			DOUBLE UNIT %	TRAINS			TRAIN %	TRUCK %	CLASS UNKNOWN	TOTAL VEHICLES
AM HOURS	PM HOURS		BUS	MED	HVY	4+		4-	5	6+		5-	6	7+				
12 - 1																		
1 - 2																		
2 - 3																		
3 - 4																		
4 - 5																		
5 - 6																		
6 - 7																		
7 - 8																		
8 - 9																		
9 - 10																		
10 - 11		396	4	14	10	1	6.6	7	1	6	3.2				9.8		1	440
11 - 12																		
12 - 1	PM HOURS	446	2	21	3	4	6.1	9		5	2.8		3	.6	9.5		1	494
1 - 2		440	3	12	7	2	5.0	9	1	2	2.5		2	.4	7.9		3	481
2 - 3		500	5	23	4	1	6.1	4		4	1.5		3	.6	8.1			544
3 - 4		578	3	26	4		5.3	4	2	4	1.6		4	.6	7.5		1	626
4 - 5		640		26	1		4.0	5		4	1.3		1	.1	5.5			677
5 - 6		742	1	19			2.6	3	1	1	.7				3.3			767
6 - 7		620	1	19	1		3.2	4	1		.8				4.0		1	647
7 - 8		403		12			2.9	1	1		.5				3.3		1	418
8 - 9		330	1	13	1		4.3	3		1	1.1				5.4			349
9 - 10		266		3			1.1	4			1.5				2.6		1	274
10 - 11		174		3			1.7		1		.6				2.2			178
11 - 12		99		3			2.9								2.9			102
AM TOTAL		396	4	14	10	1	6.6	7	1	6	3.2				9.8		1	440
PM TOTAL		5238	16	180	21	7	4.0	46	7	21	1.3		13	.2	5.6		8	5557
DAY TOTAL		5634	20	194	31	8	4.2	53	8	27	1.5		13	.2	5.9		9	5997
																	2-AXLE EQUIVALENT	6172

STATE OF WASHINGTON - DEPARTMENT OF TRANSPORTATION
 T R I P S S Y S T E M
 HOURLY TRAFFIC CLASSIFICATION SUMMARY

SR 501 MP 019.05 OFF SYSTEM ID. LEG 2 DIRECTION OF TRAFFIC WESTBOUND LANE ALL OF
 COUNT IDENTIFIER HPMS COUNTER NUMBER 292304 DESCRIPTION: ON SR 501 E/O N 45TH AVE/S 45TH AVE ROUNDABOUT

07-17-18		CARS PICKUPS	SINGLE UNITS				SINGLE UNIT %	DOUBLE UNITS			DOUBLE UNIT %	TRAINS			TRAIN %	TRUCK %	CLASS UNKNOWN	TOTAL VEHICLES
TUESDAY	AM HOURS		BUS	MED	HVY	4+		4-	5	6+		5-	6	7+				
12 - 1		66		1											1.5			67
1 - 2		33		1							1				2.9			35
2 - 3		31																31
3 - 4		23	1		2												11.5	26
4 - 5		18	1	2					1								13.6	22
5 - 6		83		8						1							8.6	93
6 - 7		182	1	25	6				3	1	1						14.6	219
7 - 8		229	6	23	4				4	5	3						11.8	279
8 - 9		273	3	26	8	1			9	1	6						11.5	330
9 - 10		261	3	25	7	2			6	4	4			5			11.7	317
10 - 11		318	3	23	7	1			5	1	6			1			9.3	367
11 - 12		377	1	22	6				7	2	5						6.9	422
PM HOURS																		
12 - 1		454		35	3	1			4	1	6			1			7.7	508
1 - 2		450	1	23	5	2			5	1	5			2			6.3	494
2 - 3		492		20	7	1			4	2	4			1			5.3	531
3 - 4		546	6	24	7				6	3	6			3			6.1	602
4 - 5		687	1	23	2				6	6	6			3			3.6	729
5 - 6		817		26	1				3	1	5			1			3.2	856
6 - 7		642		13	1				1	1	1			1			2.1	659
7 - 8		429	2	12	1	1			3	5	1			1			3.3	451
8 - 9		345		11	1				3	1							3.3	361
9 - 10		268		10					1								3.6	281
10 - 11		160		5					1								3.0	166
11 - 12		98		1					1								1.0	101
AM TOTAL		1894	19	156	40	4			35	16	25			1			9.9	2208
PM TOTAL		5388	10	203	27	5			40	10	33			1	3	13	4.3	5739
DAY TOTAL		7282	29	359	67	9			75	26	58			2	3	26	5.8	7947
																	2-AXLE EQUIVALENT	8294

STATE OF WASHINGTON - DEPARTMENT OF TRANSPORTATION
 TRIP SYSTEM
 HOURLY TRAFFIC CLASSIFICATION SUMMARY

SR 501 MP 019.05 OFF SYSTEM ID. LEG 2 DIRECTION OF TRAFFIC WESTBOUND LANE ALL OF
 COUNT IDENTIFIER HPMS COUNTER NUMBER 292304 DESCRIPTION: ON SR 501 E/O N 45TH AVE/S 45TH AVE ROUNDABOUT

07-18-18 WEDNESDAY		CARS PICKUPS	SINGLE UNITS				SINGLE UNIT %	DOUBLE UNITS			DOUBLE UNIT %	TRAINS			TRAIN %	TRUCK %	CLASS UNKNOWN	TOTAL VEHICLES
AM HOURS	PM HOURS		BUS	MED	HVY	4+		4-	5	6+		5-	6	7+				
12 - 1		52		2			3.7								3.7		54	
1 - 2		32		2			5.7			1	2.9				8.6		35	
2 - 3		20		1			4.8								4.8		21	
3 - 4		15	1	1	1		16.7								16.7		18	
4 - 5		11	1				7.7								7.7	1	13	
5 - 6		77		10	2	1	14.0		1	1	2.2				16.1	1	93	
6 - 7		178		33	3	1	16.8	5			2.3				19.1		220	
7 - 8		219	1	19	4	3	10.4	9	2	2	5.0			1	15.8		260	
8 - 9		268	2	26	6	4	12.0	4	3	2	2.8			1	15.2		316	
9 - 10		290	2	27	4	1	10.1	4	5	3	3.6			1	13.9	1	338	
10 - 11		330	1	22	4	6	8.7	10	5		3.9	1		1	13.2		380	
11 - 12		378	2	17	6	1	6.2	7	1	4	2.9			1	9.3	2	419	
PM HOURS																		
12 - 1		445	2	24	5		6.3	9	2	2	2.6				8.9	4	493	
1 - 2		428	5	22	4		6.6	7	3	2	2.5			1	9.3		472	
2 - 3		484	2	26	3		5.8	8	2	3	2.4			1	8.5	2	531	
3 - 4		583	1	30	3		5.4	8	1	2	1.8				7.2		628	
4 - 5		690		25	2		3.7	3	2	3	1.1			1	5.0		726	
5 - 6		795		22			2.7	7		2	1.1				3.8		826	
6 - 7		583	1	18			3.1	9	1		1.6				4.7	1	613	
7 - 8		459		22			4.5	7			1.4				5.9		488	
8 - 9		373		7			1.8	2			.5				2.4		382	
9 - 10		260		13			4.7	1			.4				5.1	2	276	
10 - 11		166	2	6			4.5	2			1.1				5.7		176	
11 - 12		93						1			1.1				1.1		94	
AM TOTAL		1870	10	160	30	17	10.0	39	18	12	3.2	1		5	13.5	5	2167	
PM TOTAL		5359	13	215	17		4.3	64	11	14	1.6			3	5.9	9	5705	
DAY TOTAL		7229	23	375	47	17	5.9	103	29	26	2.0	1		8	8.0	14	7872	
																	2-AXLE EQUIVALENT	8133

STATE OF WASHINGTON - DEPARTMENT OF TRANSPORTATION
 TRIP SYSTEM
 HOURLY TRAFFIC CLASSIFICATION SUMMARY

SR 501 MP 019.05 OFF SYSTEM ID. LEG 2 DIRECTION OF TRAFFIC WESTBOUND LANE ALL OF
 COUNT IDENTIFIER HPMS COUNTER NUMBER 292304 DESCRIPTION: ON SR 501 E/O N 45TH AVE/S 45TH AVE ROUNDABOUT

07-19-18 THURSDAY AM HOURS	CARS PICKUPS	SINGLE UNITS				SINGLE UNIT %	DOUBLE UNITS			DOUBLE UNIT %	TRAINS			TRAIN %	TRUCK %	CLASS UNKNOWN	TOTAL VEHICLES
		BUS	MED	HVY	4+		4-	5	6+		5-	6	7+				
12 - 1	57						1	1		3.4				3.4			59
1 - 2	35		2	1		7.5		2		5.0				12.5			40
2 - 3	26							1	1	7.1				7.1			28
3 - 4	21	1		1		8.7								8.7			23
4 - 5	14	1		1		12.5								12.5			16
5 - 6	71		7	2		10.6	4	1		5.9				16.5			85
6 - 7	158	3	28	2	1	17.1	3	1	2	3.0			1	20.6			199
7 - 8	233	1	17	4		8.3	5			1.9			5	1.9			265
8 - 9	262	4	19	5	2	9.9	5		4	3.0			1	.3		1	303
9 - 10	290	2	18	6	4	8.8	2	3	6	3.2		1	6	2.1		2	340
10 - 11	330	3	23	3	2	8.2	5	4	3	3.2		1	2	.8		1	377
11 - 12	379	3	19	6	2	7.2	5	1	4	2.4				9.5			419
PM HOURS																	
12 - 1	438	2	23	4	1	6.2	2	1	5	1.7		1	4	1.0			481
1 - 2	440	1	19	6		5.4	6	1	3	2.1			3	.6		3	482
2 - 3	495	3	15	6		4.5	3	2	5	1.9		1	2	.6		1	533
3 - 4	554		17	1		3.0	9	3	5	2.9			4	.7		1	594
4 - 5	640	2	26	2		4.4	5	1	2	1.2			1	.1		1	680
5 - 6	739		33			4.2	10	2		1.5			2	.3			786
6 - 7	631		30			4.5	3		1	.6				5.1			665
7 - 8	482		15			3.0	3	1		.8				3.8			501
8 - 9	414		13			3.0	1		2	.7				3.7			430
9 - 10	311	1	6			2.2	1			.3				2.5		1	320
10 - 11	194		4			2.0			1	.5				2.5			199
11 - 12	92	2	1			3.1	1			1.0				4.2			96
AM TOTAL	1876	18	133	31	11	9.0	30	14	20	3.0		2	15	.8		4	2154
PM TOTAL	5430	11	202	19	1	4.0	44	11	24	1.4		2	16	.3		7	5767
DAY TOTAL	7306	29	335	50	12	5.4	74	25	44	1.8		4	31	.4		11	7921
															2-AXLE EQUIVALENT		8243

STATE OF WASHINGTON - DEPARTMENT OF TRANSPORTATION
 TRIP SYSTEM
 HOURLY TRAFFIC CLASSIFICATION SUMMARY

SR 501 MP 019.05 OFF SYSTEM ID. LEG 2 DIRECTION OF TRAFFIC WESTBOUND LANE ALL OF
 COUNT IDENTIFIER HPMS COUNTER NUMBER 292304 DESCRIPTION: ON SR 501 E/O N 45TH AVE/S 45TH AVE ROUNDABOUT

07-20-18		CARS PICKUPS	SINGLE UNITS				SINGLE UNIT %	DOUBLE UNITS			DOUBLE UNIT %	TRAINS			TRAIN %	TRUCK %	CLASS UNKNOWN	TOTAL VEHICLES
FRIDAY AM HOURS	BUS		MED	HVY	4+	4-		5	6+	5-		6	7+					
12 - 1		67													2.9		69	
1 - 2		34		1		2.5	2	1	2	12.5					15.0		40	
2 - 3		30															30	
3 - 4		25		3	2	16.7									16.7		30	
4 - 5		20			1	4.2	1	1		8.3					12.5	1	24	
5 - 6		58	1	5		9.0		1		1.5					10.4	2	67	
6 - 7		180	3	17	2	10.6	2	1		1.4				2	1.0	13.0	207	
7 - 8		198		20	3	10.3	4	2	2	3.4				2	.9	14.6	233	
8 - 9		245	1	21	4	9.4	2	2	2	2.1				4	1.4	12.9	287	
9 - 10																		
10 - 11																		
11 - 12																		
PM HOURS																		
12 - 1																		
1 - 2																		
2 - 3																		
3 - 4																		
4 - 5																		
5 - 6																		
6 - 7																		
7 - 8																		
8 - 9																		
9 - 10																		
10 - 11																		
11 - 12																		
AM TOTAL		857	5	67	12	2	8.7	12	8	7	2.7			8	.8	12.3	9	987
PM TOTAL																		
DAY TOTAL		857	5	67	12	2	8.7	12	8	7	2.7			8	.8	12.3	9	987
																		1053

07-16-18 THRU 07-20-18

AVERAGE WEEKDAY CLASSIFICATION VOLUMES		*****															
AVG WEEKDAY VOLUME	CARS PICKUPS	SINGLE UNITS				SINGLE UNIT %	DOUBLE UNITS			DOUBLE UNIT %	TRAINS			TRAIN %	TRUCK %	CLASS UNKNOWN	TOTAL VEHICLES
		BUS	MED	HVY	4+		4-	5	6+		5-	6	7+				
7272		27	356	55	13	5.7	84	27	43	1.9	1	2	22	.3	8.0	12	7913
																	8226
TOTAL HOURS FOR COUNT		93															
3 DAYS		FACTOR GROUP GR-02															
AVG WEEKDAY VOL		7913 X SEASONAL ADJ. FACTOR 0.9300 = ESTIMATED AVG DAILY TRAFFIC 7359															

STATE OF WASHINGTON - DEPARTMENT OF TRANSPORTATION
 TRIP SYSTEM
 HOURLY TRAFFIC CLASSIFICATION SUMMARY

SR 501 MP 019.05 OFF SYSTEM ID. LEG 2 DIRECTION OF TRAFFIC EASTBOUND LANE ALL OF
 COUNT IDENTIFIER HPMS COUNTER NUMBER 294912 DESCRIPTION: ON SR 501 E/O N 45TH AVE/S 45TH AVE ROUNDABOUT

07-16-18		CARS PICKUPS	SINGLE UNITS				SINGLE UNIT %	DOUBLE UNITS			DOUBLE UNIT %	TRAINS			TRAIN %	TRUCK %	CLASS UNKNOWN	TOTAL VEHICLES
MONDAY	AM HOURS		BUS	MED	HVY	4+		4-	5	6+		5-	6	7+				
	12 - 1																	
	1 - 2																	
	2 - 3																	
	3 - 4																	
	4 - 5																	
	5 - 6																	
	6 - 7																	
	7 - 8																	
	8 - 9																	
	9 - 10																	
	10 - 11																	
	11 - 12	408	4	24	9	8.1	1	2	2	1.1		3	2	1.1	10.3			455
	12 - 1	468	2	29	6	7.1	5	4	4	2.5			2	.4	10.0			520
	1 - 2	460	4	13	10	5.4	1	3	4	1.6		2	1	.6	7.6		1	499
	2 - 3	373		20	8	6.8	3	3	3	2.2		1	2	.7	9.7			413
	3 - 4	421	3	33	3	8.2	4	1	5	2.1		2	2	.8	11.2		1	475
	4 - 5	452	4	25	8	7.3	4	6	2	2.4		1	3	.8	10.5			505
	5 - 6	425	1	32	1	7.3	1		2	.6	1	1		.4	8.4			464
	6 - 7	328	2	16		5.1	4			1.1					6.3			350
	7 - 8	239		13		5.1									5.1		1	253
	8 - 9	186		6		3.1	2			1.0					4.1		1	195
	9 - 10	159		5	1	3.5	4	1		2.9					6.5			170
	10 - 11	107		2		1.8									1.8			109
	11 - 12	45		2		4.3									4.3			47

	AM TOTAL	408	4	24	9	8.1	1	2	2	1.1		3	2	1.1	10.3			455
	PM TOTAL	3663	16	196	37	6.2	28	18	20	1.7	1	7	10	.5	8.3		4	4000
	DAY TOTAL	4071	20	220	46	6.4	29	20	22	1.6	1	10	12	.5	8.5		4	4455
																2-AXLE EQUIVALENT	4633	

STATE OF WASHINGTON - DEPARTMENT OF TRANSPORTATION
 T R I P S S Y S T E M
 HOURLY TRAFFIC CLASSIFICATION SUMMARY

SR 501 MP 019.05 OFF SYSTEM ID. LEG 2 DIRECTION OF TRAFFIC EASTBOUND LANE ALL OF
 COUNT IDENTIFIER HPMS COUNTER NUMBER 294912 DESCRIPTION: ON SR 501 E/O N 45TH AVE/S 45TH AVE ROUNDABOUT

07-17-18 TUESDAY		CARS PICKUPS	SINGLE UNITS				SINGLE UNIT %	DOUBLE UNITS			DOUBLE UNIT %	TRAINS			TRAIN %	TRUCK %	CLASS UNKNOWN	TOTAL VEHICLES
AM HOURS			BUS	MED	HVY	4+	4-	5	6+	5-	6	7+						
12 - 1		20																20
1 - 2		23																23
2 - 3		15																15
3 - 4		50		3			5.7									5.7		53
4 - 5		119	2	4			4.8									4.8		125
5 - 6		314	1	18	1		5.9	3	3		1.8					7.6		340
6 - 7		475		23			4.6	2	2		.8					5.4		502
7 - 8		629	2	29	2		4.9	3	1	3	1.0					6.1		670
8 - 9		605	4	19	7		4.6	8	5	4	2.6		4	3	1.1	8.2		659
9 - 10		499	4	29	7		7.2	7	4	5	2.9		2	1	.5	10.6	1	559
10 - 11		479	4	28	9		7.6	6	2	8	3.0		2	3	.9	11.5		541
11 - 12		438	3	29	5		7.6	3	3	2	1.6		1	2	.6	9.9		486
PM HOURS																		
12 - 1		471		29	5		6.6	3	1	3	1.4		1	3	.8	8.7	1	517
1 - 2		425	4	27	4		7.3	6	1	7	2.9		1	2	.6	10.9		477
2 - 3		411	1	32	5		8.2	3	2	3	1.7		1	2	.7	10.6	1	461
3 - 4		438	1	32	8		8.4	1	2	6	1.8			2	.4	10.6		490
4 - 5		466	4	28	8		7.7	4	1	5	1.9		2	1	.6	10.2		519
5 - 6		472		23	4		5.3	6		2	1.6		2		.4	7.3	1	510
6 - 7		354	1	13			3.7	6	1	3	2.6		1		.3	6.6		379
7 - 8		207		10			4.5	2	1		1.4					5.9		220
8 - 9		209	1	14			6.6	1	1	1	1.3					7.9		227
9 - 10		162		6			3.6									3.6		168
10 - 11		80		1			1.2									1.2		81
11 - 12		47	1	2		1	7.8									7.8		51

AM TOTAL		3666	20	182	31		5.8	32	20	22	1.9		9	10	.5	8.2	1	3993
PM TOTAL		3742	13	217	34	1	6.5	32	10	30	1.8		8	10	.4	8.7	3	4100
DAY TOTAL		7408	33	399	65	1	6.2	64	30	52	1.8		17	20	.5	8.4	4	8093
																	2-AXLE EQUIVALENT	8424

STATE OF WASHINGTON - DEPARTMENT OF TRANSPORTATION
 TRIP SYSTEM
 HOURLY TRAFFIC CLASSIFICATION SUMMARY

SR 501 MP 019.05 OFF SYSTEM ID. LEG 2 DIRECTION OF TRAFFIC EASTBOUND LANE ALL OF
 COUNT IDENTIFIER HPMS COUNTER NUMBER 294912 DESCRIPTION: ON SR 501 E/O N 45TH AVE/S 45TH AVE ROUNDABOUT

07-18-18 WEDNESDAY		CARS PICKUPS	SINGLE UNITS				SINGLE UNIT %	DOUBLE UNITS			DOUBLE UNIT %	TRAINS			TRAIN %	TRUCK %	CLASS UNKNOWN	TOTAL VEHICLES
AM HOURS	PM HOURS		BUS	MED	HVY	4+		4-	5	6+		5-	6	7+				
12 - 1		20		2			9.1								9.1		22	
1 - 2		13						1		1		12.5			12.5	1	16	
2 - 3		19			1		5.0								5.0		20	
3 - 4		39		4			9.3								9.3		43	
4 - 5		113	1	4			4.2	1				.8			5.0		119	
5 - 6		295	1	21	1		7.2		2			.6			7.8		320	
6 - 7		474		27	1		5.5	3				.6			6.1		505	
7 - 8		592		24	4		4.5		1	5		1.0			5.4		626	
8 - 9		630	1	28	5		5.1	2	1	2		.7			5.8	1	670	
9 - 10		470	4	32	6		8.0	4	3	3		1.9			10.0		522	
10 - 11		455	6	20	5		6.2	7	5	2		2.8			9.0		500	
11 - 12		433	1	32	7		8.2	9	1	4		2.9			11.1		487	
PM HOURS																		
12 - 1		503	2	22	7		5.7	4	2	1		1.3			7.0		541	
1 - 2		364	4	24	4		7.8	4	3	4		2.7			10.5	1	408	
2 - 3		438	1	27	6		7.1	4		3		1.5			8.6		479	
3 - 4		485	3	38	2		8.0	3	2	3		1.5			9.5		536	
4 - 5		472	3	22	3		5.4	10		4		2.7			8.2		514	
5 - 6		470		31			6.1	3	1			.8			6.9		505	
6 - 7		346		16			4.4	4	1			1.4			5.7		367	
7 - 8		268		10			3.6	1				.4			3.9		279	
8 - 9		185		9			4.5	3	1			2.0			6.6		198	
9 - 10		140		6			4.0	3	1			2.7			6.7		150	
10 - 11		85		5			5.4	1				1.1			6.5	1	92	
11 - 12		49			1		2.0								2.0		50	
AM TOTAL		3553	14	194	30		6.2	27	13	17		1.5			7.7	2	3850	
PM TOTAL		3805	13	210	23		6.0	40	11	15		1.6			7.6	2	4119	
DAY TOTAL		7358	27	404	53		6.1	67	24	32		1.5			7.6	4	7969	
																	2-AXLE EQUIVALENT	8163

STATE OF WASHINGTON - DEPARTMENT OF TRANSPORTATION
 TRIP SYSTEM
 HOURLY TRAFFIC CLASSIFICATION SUMMARY

SR 501 MP 019.05 OFF SYSTEM ID. LEG 2 DIRECTION OF TRAFFIC EASTBOUND LANE ALL OF
 COUNT IDENTIFIER HPMS COUNTER NUMBER 294912 DESCRIPTION: ON SR 501 E/O N 45TH AVE/S 45TH AVE ROUNDABOUT

07-19-18 THURSDAY AM HOURS	CARS PICKUPS	SINGLE UNITS				SINGLE UNIT %	DOUBLE UNITS			DOUBLE UNIT %	TRAINS			TRAIN %	TRUCK %	CLASS UNKNOWN	TOTAL VEHICLES
		BUS	MED	HVY	4+		4-	5	6+		5-	6	7+				
12 - 1	21					4.3											21
1 - 2	21		1			4.3									4.3	1	23
2 - 3	19		4			17.4								17.4			23
3 - 4	45		3			6.1	1		2.0					8.2			49
4 - 5	103	1	7			7.2								7.2			111
5 - 6	288	1	19			6.4	2	3	1.6					8.0			313
6 - 7	430		22			4.8	2		.4					5.3			454
7 - 8	591	2	23	4		4.6	5	4	1.4					6.0			629
8 - 9	624	2	34	7		6.4	3	4	1.0			2	.3	7.7			676
9 - 10	488	3	22	6		5.9	5	4	1.7					7.6	1		529
10 - 11	455	3	23	6		6.3	5	1 5	2.2	1	2	1	.8	9.3	6		508
11 - 12	442	3	28	6		7.5	6	2 4	2.4	1			.2	10.2			492
PM HOURS																	
12 - 1	456	1	23	2		5.2	7	1 9	3.4					8.6			499
1 - 2	428		29	4		7.0	5	1 3	1.9		1		.2	9.1			471
2 - 3	425	4	21	3		6.0	3	2 7	2.6	1			.2	8.8			466
3 - 4	447	2	26	5		6.7	5	2 7	2.8		1	1	.4	9.9			496
4 - 5	446	2	34	2		7.6	10	1 3	2.8					10.4			498
5 - 6	473	1	37	1		7.5	4	5	1.7		1		.2	9.4			522
6 - 7	376		23			5.7	2		.5					6.2			401
7 - 8	222	1	6			3.0	3		1.3					4.3			232
8 - 9	226		8			3.3	3	1 1	2.1					5.4			239
9 - 10	171	1	4			2.8	1		.6					3.4			177
10 - 11	81		5			5.6	1	2	3.4					9.0			89
11 - 12	34		2			5.6								5.6			36
AM TOTAL	3527	15	186	29		6.0	29	6 21	1.5	2	2	3	.2	7.7	8		3828
PM TOTAL	3785	12	218	17		6.0	44	8 37	2.2	1	3	1	.1	8.3			4126
DAY TOTAL	7312	27	404	46		6.0	73	14 58	1.8	3	5	4	.2	8.0	8		7954
														2-AXLE EQUIVALENT			8212

STATE OF WASHINGTON - DEPARTMENT OF TRANSPORTATION
 TRIP SYSTEM
 HOURLY TRAFFIC CLASSIFICATION SUMMARY

SR 501 MP 019.05 OFF SYSTEM ID. LEG 2 DIRECTION OF TRAFFIC EASTBOUND LANE ALL OF
 COUNT IDENTIFIER HPMS COUNTER NUMBER 294912 DESCRIPTION: ON SR 501 E/O N 45TH AVE/S 45TH AVE ROUNDABOUT

07-20-18																	
FRIDAY	CARS	SINGLE UNITS				SINGLE	DOUBLE UNITS			DOUBLE	TRAINS			TRAIN	TRUCK	CLASS	TOTAL
AM HOURS	PICKUPS	BUS	MED	HVY	4+	UNIT %	4-	5	6+	UNIT %	5-	6	7+	%	%	UNKNOWN	VEHICLES
12 - 1	26		1			3.4	1	1		6.9					10.3		29
1 - 2	19		1			5.0									5.0		20
2 - 3	20		2			9.1									9.1		22
3 - 4	48		6			11.1									11.1		54
4 - 5	87		7			7.4		1		1.1					8.4		95
5 - 6	244	1	20			7.9	1	1		.7					8.6		267
6 - 7	426	2	25			5.9	4	1		1.1					7.0		458
7 - 8	529	1	20	3		4.3	2	1		.5					4.9		556
8 - 9	525	1	28	5		5.9	4	2	3	1.6			5	.9	8.4	1	574
9 - 10																	
10 - 11																	
11 - 12																	
PM HOURS																	
12 - 1																	
1 - 2																	
2 - 3																	
3 - 4																	
4 - 5																	
5 - 6																	
6 - 7																	
7 - 8																	
8 - 9																	
9 - 10																	
10 - 11																	
11 - 12																	
AM TOTAL	1924	5	110	8		5.9	12	7	3	1.1			5	.2	7.2	1	2075
PM TOTAL																	
DAY TOTAL	1924	5	110	8		5.9	12	7	3	1.1			5	.2	7.2	1	2075
															2-AXLE EQUIVALENT		2120

07-16-18 THRU 07-20-18

AVERAGE WEEKDAY CLASSIFICATION VOLUMES *****																	
AVG WEEKDAY VOLUME	CARS PICKUPS	SINGLE UNITS				SINGLE UNIT %	DOUBLE UNITS			DOUBLE UNIT %	TRAINS			TRAIN %	TRUCK %	CLASS UNKNOWN	TOTAL VEHICLES
7359		29	402	55		6.1	68	23	47	1.7	1	7	8	.2	8.0	5	8005
														AWD 2-AXLE EQUIVALENT			8264
TOTAL HOURS FOR COUNT	93																
3 DAYS	FACTOR GROUP GR-02																
AVG WEEKDAY VOL	8005 X SEASONAL ADJ. FACTOR 0.9300 = ESTIMATED AVG DAILY TRAFFIC 7445																

STATE OF WASHINGTON - DEPARTMENT OF TRANSPORTATION
 TRIP SYSTEM
 HOURLY TRAFFIC CLASSIFICATION SUMMARY

SR 501 MP 019.05 OFF SYSTEM ID. LEG 2 DIRECTION OF TRAFFIC BOTH WAYS LANE ALL OF
 COUNT IDENTIFIER HPMS COUNTER NUMBER 294912 DESCRIPTION: ON SR 501 E/O N 45TH AVE/S 45TH AVE ROUNDABOUT

07-16-18		CARS PICKUPS	SINGLE UNITS				SINGLE UNIT %	DOUBLE UNITS			DOUBLE UNIT %	TRAINS			TRAIN %	TRUCK %	CLASS UNKNOWN	TOTAL VEHICLES
MONDAY	AM HOURS		BUS	MED	HVY	4+		4-	5	6+		5-	6	7+				
	12 - 1																	
	1 - 2																	
	2 - 3																	
	3 - 4																	
	4 - 5																	
	5 - 6																	
	6 - 7																	
	7 - 8																	
	8 - 9																	
	9 - 10																	
	10 - 11																	
	11 - 12	804	8	38	19	1	7.4	8	3	8	2.1		3	2	.6	10.1	1	895
	12 - 1	914	4	50	9	4	6.6	14	4	9	2.7			5	.5	9.8	1	1014
	1 - 2	900	7	25	17	2	5.2	10	4	6	2.0		2	3	.5	7.8	4	980
	2 - 3	873	5	43	12	1	6.4	7	3	7	1.8		1	5	.6	8.8		957
	3 - 4	999	6	59	7		6.5	8	3	9	1.8		2	6	.7	9.1	2	1101
	4 - 5	1092	4	51	9		5.4	9	6	6	1.8		1	4	.4	7.6		1182
	5 - 6	1167	2	51	1		4.4	4	1	3	.6	1	1		.2	5.2		1231
	6 - 7	948	3	35	1		3.9	8	1		.9					4.8	1	997
	7 - 8	642		25			3.7	1	1		.3					4.0	2	671
	8 - 9	516	1	19	1		3.9	5		1	1.1					5.0	1	544
	9 - 10	425		8	1		2.0	8	1		2.0					4.1	1	444
	10 - 11	281		5			1.7		1		.3					2.1		287
	11 - 12	144		5			3.4									3.4		149

	AM TOTAL	804	8	38	19	1	7.4	8	3	8	2.1		3	2	.6	10.1	1	895
	PM TOTAL	8901	32	376	58	7	4.9	74	25	41	1.5	1	7	23	.3	6.7	12	9557
	DAY TOTAL	9705	40	414	77	8	5.2	82	28	49	1.5	1	10	25	.3	7.0	13	10452
																	2-AXLE EQUIVALENT	10805

STATE OF WASHINGTON - DEPARTMENT OF TRANSPORTATION
 TRIP SYSTEM
 HOURLY TRAFFIC CLASSIFICATION SUMMARY

SR 501 MP 019.05 OFF SYSTEM ID. LEG 2 DIRECTION OF TRAFFIC BOTH WAYS LANE ALL OF
 COUNT IDENTIFIER HPMS COUNTER NUMBER 294912 DESCRIPTION: ON SR 501 E/O N 45TH AVE/S 45TH AVE ROUNDABOUT

07-17-18 TUESDAY		CARS PICKUPS	SINGLE UNITS		UNITS	4+	SINGLE UNIT %	DOUBLE UNITS			DOUBLE UNIT %	TRAINS			TRAIN %	TRUCK %	CLASS UNKNOWN	TOTAL VEHICLES	
AM HOURS			BUS	MED	HVY			4-	5	6+		5-	6	7+					
12 - 1		86		1			1.1									1.1		87	
1 - 2		56		1			1.7		1		1.7					3.4		58	
2 - 3		46																46	
3 - 4		73	1	3	2		7.6									7.6		79	
4 - 5		137	3	6			6.1	1			.7					6.8		147	
5 - 6		397	1	26	1		6.5	3	4		1.6					8.1	1	433	
6 - 7		657	1	48	6		7.6	5	3	1	1.2					8.9		721	
7 - 8		858	8	52	6		7.0	7	6	6	2.0			6	.6	9.6		949	
8 - 9		878	7	45	15	1	6.9	17	6	10	3.3		4	5	.9	11.1	1	989	
9 - 10		760	7	54	14	2	8.8	13	8	9	3.4	1	2	4	.8	13.0	2	876	
10 - 11		797	7	51	16	1	8.3	11	3	14	3.1		2	5	.8	12.1	1	908	
11 - 12		815	4	51	11		7.3	10	5	7	2.4		1	3	.4	10.1	1	908	
PM HOURS																			
12 - 1		925		64	8	1	7.1	7	2	9	1.8		2	5	.7	9.6	2	1025	
1 - 2		875	5	50	9	2	6.8	11	2	12	2.6		1	4	.5	9.9		971	
2 - 3		903	1	52	12	1	6.7	7	4	7	1.8		1	3	.4	8.9	1	992	
3 - 4		984	7	56	15		7.1	7	5	12	2.2			5	.5	9.8	1	1092	
4 - 5		1153	5	51	10		5.3	10	1	11	1.8		2	4	.5	7.5	1	1248	
5 - 6		1289		49	5		4.0	9	1	7	1.2	1	3	1	.4	5.6	1	1366	
6 - 7		996	1	26	1		2.7	7	2	3	1.2			1	.2	4.0		1038	
7 - 8		636	2	22		1	3.7	7	1	1	1.3		1		.1	5.2		671	
8 - 9		554	1	25	1		4.6	4	2	1	1.2					5.8		588	
9 - 10		430		16			3.6	1			.2					3.8	2	449	
10 - 11		240		6			2.4	1			.4					2.8		247	
11 - 12		145	1	3		1	3.3	1			.7					3.9	1	152	
AM TOTAL		5560	39	338	71	4	7.3	67	36	47	2.4	1	9	23	.5	10.2	6	6201	
PM TOTAL		9130	23	420	61	6	5.2	72	20	63	1.6	1	11	23	.4	7.1	9	9839	
DAY TOTAL		14690	62	758	132	10	6.0	139	56	110	1.9	2	20	46	.4	8.3	15	16040	
																		2-AXLE EQUIVALENT	16717

STATE OF WASHINGTON - DEPARTMENT OF TRANSPORTATION
 TRIP SYSTEM
 HOURLY TRAFFIC CLASSIFICATION SUMMARY

SR 501 MP 019.05 OFF SYSTEM ID. LEG 2 DIRECTION OF TRAFFIC BOTH WAYS LANE ALL OF
 COUNT IDENTIFIER HPMS COUNTER NUMBER 294912 DESCRIPTION: ON SR 501 E/O N 45TH AVE/S 45TH AVE ROUNDABOUT

07-18-18 WEDNESDAY		CARS PICKUPS	SINGLE UNITS				SINGLE UNIT %	DOUBLE UNITS			DOUBLE UNIT %	TRAINS			TRAIN %	TRUCK %	CLASS UNKNOWN	TOTAL VEHICLES	
AM HOURS			BUS	MED	HVY	4+		4-	5	6+		5-	6	7+					
12 - 1		72		4			5.3								5.3		76		
1 - 2		45		2			3.9	1	1	1	5.9				9.8	1	51		
2 - 3		39		1	1		4.9								4.9		41		
3 - 4		54	1	5	1		11.5								11.5		61		
4 - 5		124	2	4			4.5	1			.8				5.3	1	132		
5 - 6		372	1	31	3	1	8.7		3	1	1.0				9.7	1	413		
6 - 7		652		60	4	1	9.0	8			1.1				10.1		725		
7 - 8		811	1	43	8	3	6.2	9	3	7	2.1			1	8.5		886		
8 - 9		898	3	54	11	4	7.3	6	4	4	1.4			1	.1	8.8	1	986	
9 - 10		760	6	59	10	1	8.8	8	8	6	2.6			1	.1	11.5	1	860	
10 - 11		785	7	42	9	6	7.3	17	10	2	3.3			1	.2	10.8		880	
11 - 12		811	3	49	13	1	7.3	16	2	8	2.9			1	.1	10.3	2	906	
PM HOURS																			
12 - 1		948	4	46	12		6.0	13	4	3	1.9				7.9	4	1034		
1 - 2		792	9	46	8		7.2	11	6	6	2.6			1	.1	9.9	1	880	
2 - 3		922	3	53	9		6.4	12	2	6	2.0			1	.1	8.5	2	1010	
3 - 4		1068	4	68	5		6.6	11	3	5	1.6				8.2		1164		
4 - 5		1162	3	47	5		4.4	13	2	7	1.8			1	.1	6.3		1240	
5 - 6		1265		53			4.0	10	1	2	1.0				5.0		1331		
6 - 7		929	1	34			3.6	13	2		1.5				5.1	1	980		
7 - 8		727		32			4.2	8			1.0				5.2		767		
8 - 9		558		16			2.8	5	1		1.0				3.8		580		
9 - 10		400		19			4.5	4	1		1.2				5.6	2	426		
10 - 11		251	2	11			4.9	3			1.1				6.0	1	268		
11 - 12		142			1		.7	1			.7				1.4		144		
AM TOTAL		5423	24	354	60	17	7.6	66	31	29	2.1	1		5	.1	9.8	7	6017	
PM TOTAL		9164	26	425	40		5.0	104	22	29	1.6			3		6.6	11	9824	
DAY TOTAL		14587	50	779	100	17	6.0	170	53	58	1.8	1		8	.1	7.8	18	15841	
																		2-AXLE EQUIVALENT	16295

STATE OF WASHINGTON - DEPARTMENT OF TRANSPORTATION
 TRIP SYSTEM
 HOURLY TRAFFIC CLASSIFICATION SUMMARY

SR 501 MP 019.05 OFF SYSTEM ID. LEG 2 DIRECTION OF TRAFFIC BOTH WAYS LANE ALL OF
 COUNT IDENTIFIER HPMS COUNTER NUMBER 294912 DESCRIPTION: ON SR 501 E/O N 45TH AVE/S 45TH AVE ROUNDABOUT

07-19-18 THURSDAY AM HOURS	CARS PICKUPS	SINGLE UNITS				SINGLE UNIT %	DOUBLE UNITS			DOUBLE UNIT %	TRAINS			TRAIN %	TRUCK %	CLASS UNKNOWN	TOTAL VEHICLES
		BUS.	MED	HVY	4+		4-	5	6+		5-	6	7+				
12 - 1	78						1	1		2.5							80
1 - 2	56		3	1		6.3		2		3.2						1	63
2 - 3	45		4			7.8		1	1	3.9							51
3 - 4	66	1	3	1		6.9	1			1.4							72
4 - 5	117	2	7	1		7.9											127
5 - 6	359	1	26	2		7.3	6	4		2.5							398
6 - 7	588	3	50	2	1	8.6	5	1	2	1.2							653
7 - 8	824	3	40	8		5.7	10		4	1.6				.2			894
8 - 9	886	6	53	12	2	7.5	8		8	1.6				.3		1	979
9 - 10	778	5	40	12	4	7.0	7	3	10	2.3				.8		3	869
10 - 11	785	6	46	9	2	7.1	10	5	8	2.6				.8		7	885
11 - 12	821	6	47	12	2	7.4	11	3	8	2.4	1			.1			911
PM HOURS																	
12 - 1	894	3	46	6	1	5.7	9	2	14	2.6				.5			980
1 - 2	868	1	48	10		6.2	11	2	6	2.0				.4		3	953
2 - 3	920	7	36	9		5.2	6	4	12	2.2	1			.4		1	999
3 - 4	1001	2	43	6		4.7	14	5	12	2.8				.6		1	1090
4 - 5	1086	4	60	4		5.8	15	2	5	1.9				.1		1	1178
5 - 6	1212	1	70	1		5.5	14	2	5	1.6				.2			1308
6 - 7	1007		53			5.0	5		1	.6							1066
7 - 8	704	1	21			3.0	6	1		1.0							733
8 - 9	640		21			3.1	4	1	3	1.2							669
9 - 10	482	2	10			2.4	2			.4						1	497
10 - 11	275		9			3.1	1		3	1.4							288
11 - 12	126	2	3			3.8	1			.8							132
AM TOTAL	5403	33	319	60	11	7.1	59	20	41	2.0	2	4	18	.4		12	5982
PM TOTAL	9215	23	420	36	1	4.9	88	19	61	1.7	1	5	17	.2		7	9893
DAY TOTAL	14618	56	739	96	12	5.7	147	39	102	1.8	3	9	35	.3		19	15875
															2-AXLE EQUIVALENT		16455

STATE OF WASHINGTON - DEPARTMENT OF TRANSPORTATION
 TRIP SYSTEM
 HOURLY TRAFFIC CLASSIFICATION SUMMARY

SR 501 MP 019.05 OFF SYSTEM ID. LEG 2 DIRECTION OF TRAFFIC BOTH WAYS LANE ALL OF
 COUNT IDENTIFIER HPMS COUNTER NUMBER 294912 DESCRIPTION: ON SR 501 E/O N 45TH AVE/S 45TH AVE ROUNDABOUT

07-20-18		CARS PICKUPS	SINGLE UNITS				SINGLE UNIT %	DOUBLE UNITS			DOUBLE UNIT %	TRAINS			TRAIN %	TRUCK %	CLASS UNKNOWN	TOTAL VEHICLES
FRIDAY	AM HOURS		BUS	MED	HVY	4+		4-	5	6+		5-	6	7+				
	12 - 1	93		1			1.0	2	1	1	4.1				5.1		98	
	1 - 2	53		2			3.3	2	1	2	8.3				11.7		60	
	2 - 3	50		2			3.8								3.8		52	
	3 - 4	73		9	2		13.1								13.1		84	
	4 - 5	107		7	1		6.7	1	2		2.5				9.2	1	119	
	5 - 6	302	2	25			8.1	1	2		.9				9.0	2	334	
	6 - 7	606	5	42	2		7.4	6	2		1.2				8.9		665	
	7 - 8	727	1	40	6	1	6.1	6	3	2	1.4			.3	7.7	1	789	
	8 - 9	770	2	49	9	1	7.1	6	4	5	1.7			.3	7.9	1	861	
	9 - 10													1.0	9.9	6		
	10 - 11																	
	11 - 12																	
	PM HOURS																	
	12 - 1																	
	1 - 2																	
	2 - 3																	
	3 - 4																	
	4 - 5																	
	5 - 6																	
	6 - 7																	
	7 - 8																	
	8 - 9																	
	9 - 10																	
	10 - 11																	
	11 - 12																	
	AM TOTAL	2781	10	177	20	2	6.8	24	15	10	1.6			.4	8.9	10	3062	
	PM TOTAL																	
	DAY TOTAL	2781	10	177	20	2	6.8	24	15	10	1.6			.4	8.9	10	3062	
															2-AXLE EQUIVALENT		3173	

07-16-18 THRU 07-20-18

AVERAGE WEEKDAY CLASSIFICATION VOLUMES		*****															
AVG WEEKDAY VOLUME	CARS PICKUPS	SINGLE UNITS				SINGLE UNIT %	DOUBLE UNITS			DOUBLE UNIT %	TRAINS			TRAIN %	TRUCK %	CLASS UNKNOWN	TOTAL VEHICLES
		BUS	MED	HVY	4+		4-	5	6+		5-	6	7+				
14632		56	759	109	13	5.9	152	49	90	1.8	2	10	30	.3	8.0	17	15919
															AWD 2-AXLE EQUIVALENT		16490

TOTAL HOURS FOR COUNT 93
 3 DAYS FACTOR GROUP GR-02
 AVG WEEKDAY VOL 15919 X SEASONAL ADJ. FACTOR 0.9300 = ESTIMATED AVG DAILY TRAFFIC 14805

PEAK HOUR PERCENTAGES: K = 8.58 D = 62.66 T = 5.56
 PEAK HOUR LOCATION : VOLUME = 1366 DATE: 07/17/18 TIME: 05:00 PM

0.9654

NOTE: COUNT VALID



Interval 60 min. 15 min.
 Binned(CL/SP) Count(volume)
Lane No 1 2

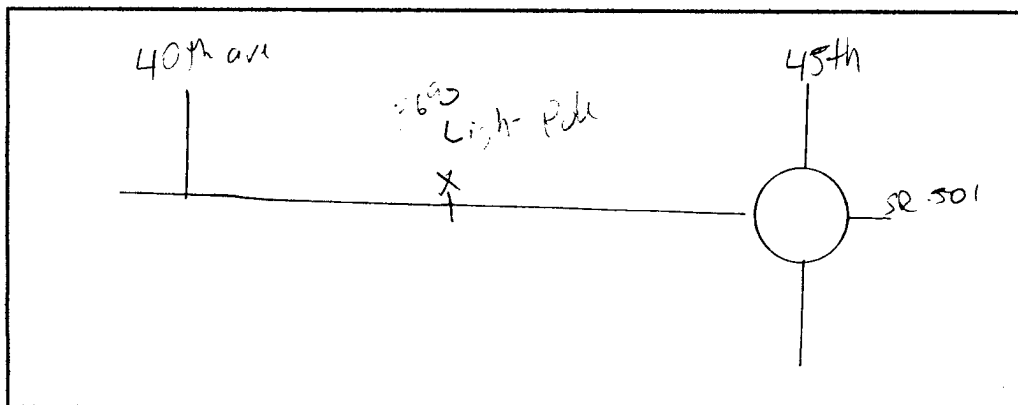
Direction Channel 1 _____
Direction Channel 2 _____
Unique ID# _____

Counter No. 298695 Count ID HPMS
SR 501 RRT/RRQ MP 19.05
Leg 1 Direction WB OSID _____

Station Description _ ON SR 501 W/O N 45th ave roundabout / S 45TH AVE ROUNDABOUT

Date	Day	Time	Comments
7/16/18 7/17/18	2	10:31	Manual (1) <u>5</u> (2) _____ Set up ok JDM 6.4v Counter (1) <u>5</u> (2) _____ <i>NEW HOUSING DEVELOPMENT IN THE R₄ AREA.</i>
7/17/18 7/18/18	3	12:57	Manual (1) <u>27</u> (2) _____ Check ok JDM 6.6v Counter (1) <u>27</u> (2) _____
7/18/18 7/19/18	4	10:27	Manual (1) <u>12</u> (2) _____ Check ok JDM 6.8v Counter (1) <u>12</u> (2) _____
7/20/18 7/19/18	5	09:05	Manual (1) <u>14</u> (2) _____ Check ok JDM 6.4v Counter (1) <u>14</u> (2) _____
7/21/18 7/20/18	6	08:30	Manual (1) <u>1</u> (2) _____ P/U ok JDM 6.4v Counter (1) <u>1</u> (2) _____

Sketch



J. M. Miller
Field Person



Interval 60 min. 15 min.
 Binned(CL/SP) Count(volume)
Lane No 1 2

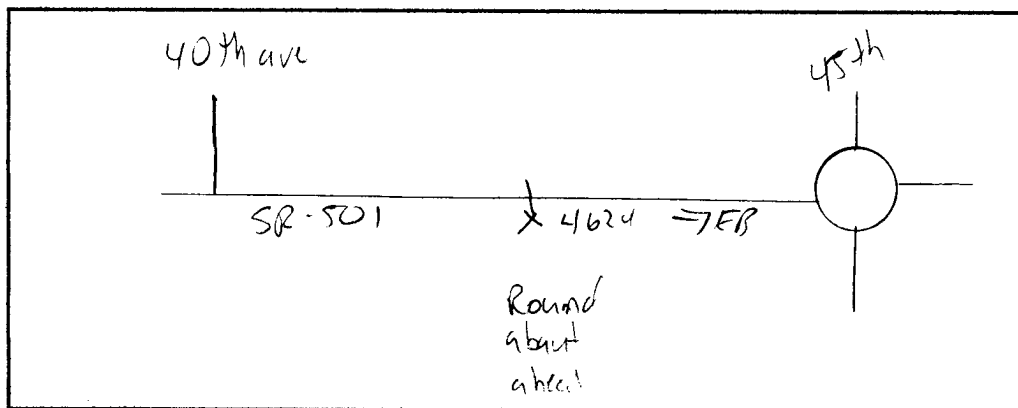
Direction Channel 1 _____
Direction Channel 2 _____
Unique ID# _____

Counter No. 294624 Count ID HPMS
SR 501 RRT/RRQ MP 19.05
Leg 1 Direction EB OSID _____

Station Description ON SR 501 W/O N 45th ave roundabout / S 45TH AVE ROUNDABOUT

Date	Day	Time	Comments			
7/16/18 7/17/18	2	10:29	Manual (1) <u>5</u> (2) _____ Counter (1) <u>5</u> (2) _____	Set up ok	JDM	6.5v
7/17/18 7/18/18	3	12:58	Manual (1) <u>21</u> (2) _____ Counter (1) <u>21</u> (2) _____	Check ok	JDM	6.7v
7/18/18 7/19/18	4	10:26	Manual (1) <u>27</u> (2) _____ Counter (1) <u>27</u> (2) _____	Check ok	JDM	6.6v
7/20/18 7/19/18	5	09:00	Manual (1) <u>19</u> (2) _____ Counter (1) <u>19</u> (2) _____	Check ok	JDM	6.8v
7/21/18 7/30/18	6	08:30	Manual (1) <u>1</u> (2) _____ Counter (1) <u>1</u> (2) _____	P/U ok	JDM	6.9v

Sketch



J. Mylch
Field Person

STATE OF WASHINGTON - DEPARTMENT OF TRANSPORTATION
T R I P S S Y S T E M
15 MINUTE TRAFFIC COUNT SUMMARY

SR 501	MP 019.05	OFF SYSTEM ID.	LEG 1	DIRECTION OF TRAFFIC WESTBOUND												LANE ALL OF										
COUNT IDENTIFIER	HPMS	COUNTER NUMBER	298695	DESCRIPTION: ON SR 501 W/O N 45TH AVE/S 45TH AVE ROUNDABOUT																						
07/16/18 MONDAY												PM HOURS												DAILY		
AM HOURS																						TOTAL				
12	1	2	3	4	5	6	7	8	9	10	11	12	1	2	3	4	5	6	7	8	9	10	11	12		
1	2	3	4	5	6	7	8	9	10	11	12	1	2	3	4	5	6	7	8	9	10	11	12			
00-15												68	82	67	75	109	122	137	129	72	54	38	42	18		
15-30												55	91	79	84	105	123	137	139	65	66	46	36	18		
30-45												57	71	72	86	97	124	143	101	66	52	42	28	20		
45-00											73	77	74	80	95	110	115	144	80	62	57	41	30	19		
HOUR	-----																						-----			
TOT												73	257	318	298	340	421	484	561	449	265	229	167	136	75	4073

AM PEAK HOUR 1100 TO 1200 VOLUME 257 AM TOTAL 330
PM PEAK HOUR 0500 TO 0600 VOLUME 561 PM TOTAL 3743

07/17/18 TUESDAY												PM HOURS												DAILY	
AM HOURS																						TOTAL			
12	1	2	3	4	5	6	7	8	9	10	11	12	1	2	3	4	5	6	7	8	9	10	11	12	
1	2	3	4	5	6	7	8	9	10	11	12	1	2	3	4	5	6	7	8	9	10	11	12		
00-15	7	5	7	3	2	10	13	40	34	51	61	52	92	78	91	80	103	136	130	79	60	52	39	19	
15-30	15	7	10	3	2	6	16	31	54	56	55	72	106	80	88	102	131	161	128	81	55	51	27	22	
30-45	11	8	1	5	5	12	26	37	50	43	60	67	79	74	82	95	119	144	112	92	55	55	29	20	
45-00	6	8	3	4	5	24	29	47	55	57	67	84	80	100	97	113	123	147	97	71	61	48	18	20	
HOUR	-----																						-----		
TOT	39	28	21	15	14	52	84	155	193	207	243	275	357	332	358	390	476	588	467	323	231	206	113	81	5248

AM PEAK HOUR 1100 TO 1200 VOLUME 275 AM TOTAL 1326
PM PEAK HOUR 0500 TO 0600 VOLUME 588 PM TOTAL 3922

07/18/18 WEDNESDAY												PM HOURS												DAILY	
AM HOURS																						TOTAL			
12	1	2	3	4	5	6	7	8	9	10	11	12	1	2	3	4	5	6	7	8	9	10	11	12	
1	2	3	4	5	6	7	8	9	10	11	12	1	2	3	4	5	6	7	8	9	10	11	12		
00-15	11	3	3	3	2	9	14	26	51	55	59	59	86	76	85	111	129	134	119	76	63	55	39	26	
15-30	15	4	5	2	2	11	18	35	53	71	71	66	86	92	94	87	116	141	116	104	66	47	33	21	
30-45	6	3	2	3	5	16	28	40	41	49	52	71	90	94	92	118	112	139	107	95	65	44	28	16	
45-00	7	10	2	8	5	14	25	65	56	73	61	78	74	80	102	111	125	133	75	62	48	50	23	14	
HOUR	-----																						-----		
TOT	39	20	12	16	14	50	85	166	201	248	243	274	336	342	373	427	482	547	417	337	242	196	123	77	5267

AM PEAK HOUR 1100 TO 1200 VOLUME 274 AM TOTAL 1368
PM PEAK HOUR 0500 TO 0600 VOLUME 547 PM TOTAL 3899

STATE OF WASHINGTON - DEPARTMENT OF TRANSPORTATION
 TRIP SYSTEM
 15 MINUTE TRAFFIC COUNT SUMMARY

SR 501	MP 019.05	OFF SYSTEM ID.	LEG 1	DIRECTION OF TRAFFIC WESTBOUND												LANE ALL OF											
COUNT IDENTIFIER	HPMS	COUNTER NUMBER	298695	DESCRIPTION: ON SR 501 W/O N 45TH AVE/S 45TH AVE ROUNDABOUT																							
07/19/18 THURSDAY												PM HOURS												DAILY			
AM HOURS																								TOTAL			
12	1	2	3	4	5	6	7	8	9	10	11	12	1	2	3	4	5	6	7	8	9	10	11	12			
00-15	11	6	6	3	1	8	6	30	52	31	49	61	81	83	100	93	127	144	113	89	87	58	48	17			
15-30	12	7	3	5	1	12	16	30	47	59	83	57	80	74	78	105	112	136	129	82	83	59	34	21			
30-45	11	9	2	3	5	11	11	38	32	53	50	57	81	79	87	89	101	122	111	90	74	52	21	21			
45-00	8	5	5	3	7	24	32	51	64	59	70	87	86	80	83	112	126	133	97	80	53	51	28	12			
HOUR	-----																										
TOT	42	27	16	14	14	55	65	149	195	202	252	262	328	316	348	399	466	535	450	341	297	220	131	71	5195		

AM PEAK HOUR 1015 TO 1115 VOLUME 264 AM TOTAL 1293
 PM PEAK HOUR 0500 TO 0600 VOLUME 535 PM TOTAL 3902

07/20/18 FRIDAY												PM HOURS												DAILY	
AM HOURS																								TOTAL	
12	1	2	3	4	5	6	7	8	9	10	11	12	1	2	3	4	5	6	7	8	9	10	11	12	
00-15	8	7	9	4	1	5	17	33	37																
15-30	18	9	5	7	7	11	25	34	28																
30-45	9	5	3	1	6	18	37																		
45-00	13	7	6	7	8	12	31	43																	
HOUR	-----																								
TOT	48	28	20	21	17	34	91	147	65															471	

AM PEAK HOUR 0715 TO 0815 VOLUME 151 AM TOTAL 471
 PM PEAK HOUR 0000 TO 0000 VOLUME 0 PM TOTAL 0

07/16/18 THRU 07/20/18
 TOTAL HOURS FOR COUNT 92

3 DAYS FACTOR GROUP GR-02
 AVG WEEKDAY VOL 5237 X SEASONAL ADJ. FACTOR 0.9300 = 4870 X AXLE CORR FACTOR 0.9807 = ESTIMATED AVG DAILY TRAFFIC 4776

STATE OF WASHINGTON - DEPARTMENT OF TRANSPORTATION
T R I P S S Y S T E M
15 MINUTE TRAFFIC COUNT SUMMARY

SR 501	MP 019.05	OFF SYSTEM ID.	LEG 1	DIRECTION OF TRAFFIC EASTBOUND												LANE ALL OF											
COUNT IDENTIFIER	HPMS	COUNTER NUMBER	294624	DESCRIPTION: ON SR 501 W/O N 45TH AVE/S 45TH AVE ROUNDABOUT																							
07/16/18 MONDAY												PM HOURS												DAILY			
AM HOURS																								TOTAL			
12	1	2	3	4	5	6	7	8	9	10	11	12	1	2	3	4	5	6	7	8	9	10	11	12			
1	2	3	4	5	6	7	8	9	10	11	12	1	2	3	4	5	6	7	8	9	10	11	12	TOTAL			
00-15											85	71	70	91	85	86	95	50	45	41	26	19	8				
15-30											74	72	89	53	70	69	87	55	46	37	29	23	14				
30-45										82	74	84	86	89	71	90	67	44	31	26	16	18	7				
45-00										63	83	95	72	57	80	78	52	49	43	32	26	11	3				
HOUR	-----																										
TOT											145	316	322	317	290	306	323	301	198	165	136	97	71	32	3019		

AM PEAK HOUR 1100 TO 1200 VOLUME 316 AM TOTAL 461
PM PEAK HOUR 0430 TO 0530 VOLUME 350 PM TOTAL 2558

07/17/18 TUESDAY												PM HOURS												DAILY	
AM HOURS																								TOTAL	
12	1	2	3	4	5	6	7	8	9	10	11	12	1	2	3	4	5	6	7	8	9	10	11	12	
1	2	3	4	5	6	7	8	9	10	11	12	1	2	3	4	5	6	7	8	9	10	11	12	TOTAL	
00-15	2	3	1	5	3	33	61	97	98	95	82	87	69	67	70	89	83	109	80	57	40	25	17	17	
15-30	2	1	3	9	14	44	79	108	118	92	111	73	89	74	74	73	76	93	87	32	46	35	9	9	
30-45	2	4	6	9	30	70	88	109	126	93	101	90	91	93	83	70	82	82	62	42	31	25	11	8	
45-00	4	6	1	14	28	55	76	102	90	85	75	87	82	66	76	76	84	50	63	25	30	16	11	5	
HOUR	-----																								
TOT	10	14	11	37	75	202	304	416	432	365	369	337	331	300	303	308	325	334	292	156	147	101	48	39	5256

AM PEAK HOUR 0745 TO 0845 VOLUME 444 AM TOTAL 2572
PM PEAK HOUR 0445 TO 0545 VOLUME 368 PM TOTAL 2684

07/18/18 WEDNESDAY												PM HOURS												DAILY	
AM HOURS																								TOTAL	
12	1	2	3	4	5	6	7	8	9	10	11	12	1	2	3	4	5	6	7	8	9	10	11	12	
1	2	3	4	5	6	7	8	9	10	11	12	1	2	3	4	5	6	7	8	9	10	11	12	TOTAL	
00-15	4			1	11	30	63	90	96	86	90	66	76	82	82	89	100	72	67	51	38	39	17	8	
15-30	3	4	3	7	12	49	67	88	108	73	71	66	99	63	82	82	76	83	67	40	17	33	16	12	
30-45	4	1	2	7	27	61	102	103	114	106	72	90	95	70	84	93	73	67	63	39	38	22	19	8	
45-00	4	1	5	15	29	50	74	112	103	79	83	81	89	76	56	73	68	58	54	31	39	14	12	8	
HOUR	-----																								
TOT	15	6	10	30	79	190	306	393	421	344	316	303	359	291	304	337	317	280	251	161	132	108	64	36	5053

AM PEAK HOUR 0745 TO 0845 VOLUME 430 AM TOTAL 2413
PM PEAK HOUR 1215 TO 0115 VOLUME 365 PM TOTAL 2640

STATE OF WASHINGTON - DEPARTMENT OF TRANSPORTATION
T R I P S S Y S T E M
15 MINUTE TRAFFIC COUNT SUMMARY

SR 501	MP 019.05	OFF SYSTEM ID.	LEG 1	DIRECTION OF TRAFFIC EASTBOUND												LANE ALL OF												
COUNT IDENTIFIER	HPMS	COUNTER NUMBER	294624	DESCRIPTION: ON SR 501 W/O N 45TH AVE/S 45TH AVE ROUNDABOUT																								
07/19/18 THURSDAY			AM HOURS												PM HOURS												DAILY	
			12	1	2	3	4	5	6	7	8	9	10	11	12	1	2	3	4	5	6	7	8	9	10	11	12	TOTAL
00-15	2	6	1	7	5	34	57	90	85	92	69	75	71	79	78	88	76	89	65	43	37	34	16	11				
15-30	2	7	2	6	13	41	64	92	100	78	88	77	66	71	64	84	74	73	71	34	33	31	16	9				
30-45	3	5	7	11	22	59	79	111	116	81	95	76	77	87	81	72	73	85	61	34	51	36	13	4				
45-00	4	1	3	12	27	58	79	87	110	89	81	73	65	70	76	64	68	86	49	35	39	16	12	5				
HOUR	-----																											
TOT	11	19	13	36	67	192	279	380	411	340	333	301	279	307	299	308	291	333	246	146	160	117	57	29	4954			

AM PEAK HOUR 0815 TO 0915 VOLUME 418 AM TOTAL 2382
 PM PEAK HOUR 0500 TO 0600 VOLUME 333 PM TOTAL 2572

07/20/18 FRIDAY			AM HOURS												PM HOURS												DAILY	
			12	1	2	3	4	5	6	7	8	9	10	11	12	1	2	3	4	5	6	7	8	9	10	11	12	TOTAL
00-15	6	5	2	1	9	27	58	74	85																			
15-30	6	5	3	7	12	41	87	76	78																			
30-45	3	4	4	7	11	45	76	83																				
45-00	5	2	4	11	24	46	74	84																				
HOUR	-----																											
TOT	20	16	13	26	56	159	295	317	163																	1065		

AM PEAK HOUR 0730 TO 0830 VOLUME 330 AM TOTAL 1065
 PM PEAK HOUR 0000 TO 0000 VOLUME 0 PM TOTAL 0

07/16/18 THRU 07/20/18
 TOTAL HOURS FOR COUNT 92

3 DAYS FACTOR GROUP GR-02
 AVG WEEKDAY VOL 5088 X SEASONAL ADJ. FACTOR 0.9300 = 4732 X AXLE CORR FACTOR 0.9807 = ESTIMATED AVG DAILY TRAFFIC 4641

STATE OF WASHINGTON - DEPARTMENT OF TRANSPORTATION
T R I P S S Y S T E M
15 MINUTE TRAFFIC COUNT SUMMARY

SR 501	MP 019.05	OFF SYSTEM ID.	LEG 1	DIRECTION OF TRAFFIC BOTH WAYS												LANE ALL OF											
COUNT IDENTIFIER	HPMS	COUNTER NUMBER	294624	DESCRIPTION: ON SR 501 W/O N 45TH AVE/S 45TH AVE ROUNDABOUT																							
07/16/18 MONDAY			AM HOURS											PM HOURS											DAILY		
	12	1	2	3	4	5	6	7	8	9	10	11	12	1	2	3	4	5	6	7	8	9	10	11	12	TOTAL	
00-15													153	153	137	166	194	208	232	179	117	95	64	61	26		
15-30													129	163	168	137	175	192	224	194	111	103	75	59	32		
30-45													131	155	158	175	168	214	210	145	97	78	58	46	27		
45-00													136	160	169	152	152	190	193	196	129	105	89	67	41	22	
HOUR	-----																										
TOT													136	573	640	615	630	727	807	862	647	430	365	264	207	107	7010

AM PEAK HOUR 1100 TO 1200 VOLUME 573 AM TOTAL 709
PM PEAK HOUR 0430 TO 0530 VOLUME 863 PM TOTAL 6301

07/17/18 TUESDAY			AM HOURS											PM HOURS											DAILY	
	12	1	2	3	4	5	6	7	8	9	10	11	12	1	2	3	4	5	6	7	8	9	10	11	12	TOTAL
00-15	9	8	8	8	5	43	74	137	132	146	143	139	161	145	161	169	186	245	210	136	100	77	56	36		
15-30	17	8	13	12	16	50	95	139	172	148	166	145	195	154	162	175	207	254	215	113	101	86	36	31		
30-45	13	12	7	14	35	82	114	146	176	136	161	157	170	167	165	165	201	226	174	134	86	80	40	28		
45-00	10	14	4	18	33	79	105	149	145	142	142	171	162	166	173	189	207	197	160	96	91	64	29	25		
HOUR	-----																									
TOT	49	42	32	52	89	254	388	571	625	572	612	612	688	632	661	698	801	922	759	479	378	307	161	120	10504	

AM PEAK HOUR 0815 TO 0915 VOLUME 639 AM TOTAL 3898
PM PEAK HOUR 0445 TO 0545 VOLUME 932 PM TOTAL 6606

07/18/18 WEDNESDAY			AM HOURS											PM HOURS											DAILY	
	12	1	2	3	4	5	6	7	8	9	10	11	12	1	2	3	4	5	6	7	8	9	10	11	12	TOTAL
00-15	15	3	3	4	13	39	77	116	147	141	149	125	162	158	167	200	229	206	186	127	101	94	56	34		
15-30	18	8	8	9	14	60	85	123	161	144	142	132	185	155	176	169	192	224	183	144	83	80	49	33		
30-45	10	4	4	10	32	77	130	143	155	155	124	161	185	164	176	211	185	206	170	134	103	66	47	24		
45-00	11	11	7	23	34	64	99	177	159	152	144	159	163	156	158	184	193	191	129	93	87	64	35	22		
HOUR	-----																									
TOT	54	26	22	46	93	240	391	559	622	592	559	577	695	633	677	764	799	827	668	498	374	304	187	113	10320	

AM PEAK HOUR 0745 TO 0845 VOLUME 640 AM TOTAL 3781
PM PEAK HOUR 0445 TO 0545 VOLUME 829 PM TOTAL 6539

STATE OF WASHINGTON - DEPARTMENT OF TRANSPORTATION
T R I P S S Y S T E M
15 MINUTE TRAFFIC COUNT SUMMARY

SR 501	MP 019.05	OFF SYSTEM ID.	LEG 1	DIRECTION OF TRAFFIC BOTH WAYS																LANE ALL	OF						
COUNT IDENTIFIER	HPMS	COUNTER NUMBER	294624	DESCRIPTION: ON SR 501 W/O N 45TH AVE/S 45TH AVE ROUNDABOUT																							
07/19/18 THURSDAY		AM HOURS										PM HOURS												DAILY			
		12	1	2	3	4	5	6	7	8	9	10	11	12	1	2	3	4	5	6	7	8	9	10	11	12	TOTAL
00-15		13	12	7	10	6	42	63	120	137	123	118	136	152	162	178	181	203	233	178	132	124	92	64	28		
15-30		14	14	5	11	14	53	80	122	147	137	171	134	146	145	142	189	186	209	200	116	116	90	50	30		
30-45		14	14	9	14	27	70	90	149	148	134	145	133	158	166	168	161	174	207	172	124	125	88	34	25		
45-00		12	6	8	15	34	82	111	138	174	148	151	160	151	150	159	176	194	219	146	115	92	67	40	17		
HOUR		-----																									
TOT		53	46	29	50	81	247	344	529	606	542	585	563	607	623	647	707	757	868	696	487	457	337	188	100	10149	

AM PEAK HOUR 0800 TO 0900 VOLUME 606 AM TOTAL 3675
PM PEAK HOUR 0500 TO 0600 VOLUME 868 PM TOTAL 6474

07/20/18 FRIDAY		AM HOURS										PM HOURS												DAILY			
		12	1	2	3	4	5	6	7	8	9	10	11	12	1	2	3	4	5	6	7	8	9	10	11	12	TOTAL
00-15		14	12	11	5	10	32	75	107	122																	
15-30		24	14	8	14	19	52	112	110	106																	
30-45		12	9	4	10	12	51	94	120																		
45-00		18	9	10	18	32	58	105	127																		
HOUR		-----																									
TOT		68	44	33	47	73	193	386	464	228															1536		

AM PEAK HOUR 0715 TO 0815 VOLUME 479 AM TOTAL 1536
PM PEAK HOUR 0000 TO 0000 VOLUME 0 PM TOTAL 0

07/16/18 THRU 07/20/18
TOTAL HOURS FOR COUNT 92

3 DAYS FACTOR GROUP GR-02 FACTOR GROUP GR-B2
AVG WEEKDAY VOL 10324 X SEASONAL ADJ. FACTOR 0.9300 = 9601 X AXLE CORR FACTOR 0.9807 = ESTIMATED AVG DAILY TRAFFIC 9416

PEAK HOUR PERCENTAGES: K = 9.03 D = 60.52
PEAK HOUR LOCATION : VOLUME = 932 DATE: 07/17/18 TIME: 04:45 PM

NOTE: COUNT VALID