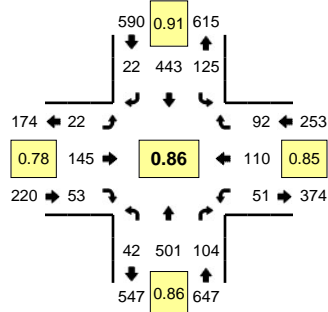
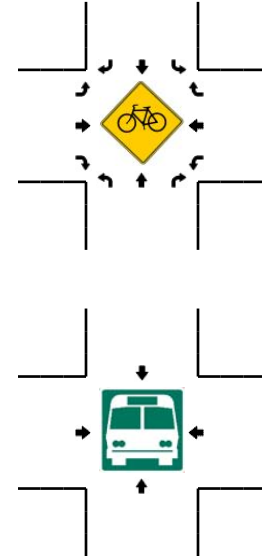
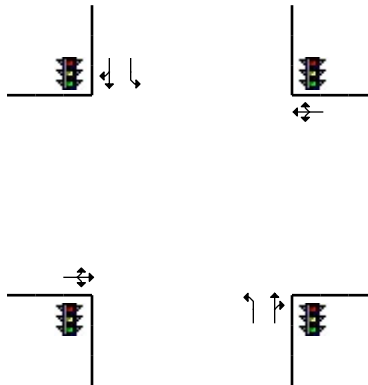
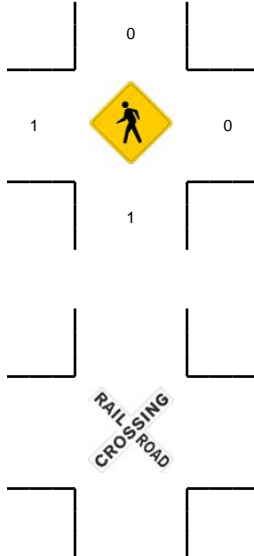
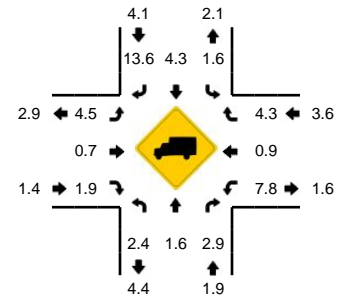


LOCATION: NE 138th Ave -- NE 39th St
CITY/STATE: Vancouver, WA

QC JOB #: 10396414
DATE: 12/4/2008



Peak-Hour: 4:35 PM -- 5:35 PM
Peak 15-Min: 5:05 PM -- 5:20 PM



| 5-Min Count Period Beginning At | NE 138th Ave (Northbound) | | | | NE 138th Ave (Southbound) | | | | NE 39th St (Eastbound) | | | | NE 39th St (Westbound) | | | | Total | Hourly Totals |
|------------------------------------|---------------------------|------|-------|---|---------------------------|------|-------|---|------------------------|------|-------|---|------------------------|------|-------|---|-------|---------------|
| | Left | Thru | Right | U | Left | Thru | Right | U | Left | Thru | Right | U | Left | Thru | Right | U | | |
| 4:00 PM | 4 | 43 | 7 | 0 | 3 | 31 | 1 | 0 | 2 | 8 | 3 | 0 | 3 | 5 | 9 | 0 | 119 | |
| 4:05 PM | 1 | 25 | 9 | 0 | 12 | 28 | 2 | 0 | 2 | 10 | 8 | 0 | 5 | 12 | 8 | 0 | 122 | |
| 4:10 PM | 3 | 39 | 8 | 0 | 7 | 39 | 3 | 0 | 2 | 10 | 3 | 0 | 4 | 8 | 5 | 0 | 131 | |
| 4:15 PM | 2 | 56 | 13 | 0 | 3 | 34 | 0 | 0 | 2 | 10 | 3 | 0 | 3 | 9 | 11 | 0 | 146 | |
| 4:20 PM | 1 | 32 | 5 | 0 | 9 | 26 | 2 | 0 | 2 | 11 | 3 | 0 | 5 | 7 | 8 | 0 | 111 | |
| 4:25 PM | 4 | 36 | 4 | 0 | 12 | 27 | 2 | 0 | 4 | 11 | 8 | 0 | 3 | 8 | 7 | 0 | 126 | |
| 4:30 PM | 6 | 32 | 3 | 0 | 12 | 33 | 2 | 0 | 7 | 7 | 5 | 0 | 2 | 8 | 6 | 0 | 123 | |
| 4:35 PM | 1 | 45 | 6 | 0 | 9 | 41 | 2 | 0 | 3 | 6 | 2 | 0 | 4 | 5 | 8 | 0 | 132 | |
| 4:40 PM | 0 | 47 | 10 | 0 | 4 | 32 | 1 | 0 | 2 | 15 | 5 | 0 | 2 | 5 | 5 | 0 | 128 | |
| 4:45 PM | 4 | 43 | 6 | 0 | 14 | 36 | 2 | 0 | 1 | 6 | 1 | 0 | 6 | 6 | 9 | 0 | 134 | |
| 4:50 PM | 8 | 38 | 9 | 0 | 7 | 37 | 1 | 0 | 1 | 12 | 4 | 0 | 5 | 12 | 7 | 0 | 141 | |
| 4:55 PM | 4 | 33 | 7 | 0 | 13 | 30 | 1 | 0 | 6 | 12 | 1 | 0 | 6 | 11 | 8 | 0 | 132 | 1545 |
| 5:00 PM | 2 | 40 | 8 | 0 | 10 | 39 | 2 | 0 | 0 | 14 | 2 | 0 | 2 | 13 | 7 | 0 | 139 | 1565 |
| 5:05 PM | 3 | 52 | 8 | 0 | 12 | 46 | 1 | 0 | 1 | 19 | 6 | 0 | 3 | 13 | 13 | 0 | 177 | 1620 |
| 5:10 PM | 6 | 54 | 10 | 0 | 8 | 39 | 3 | 0 | 3 | 17 | 8 | 0 | 6 | 7 | 8 | 0 | 169 | 1658 |
| 5:15 PM | 2 | 43 | 9 | 0 | 18 | 35 | 1 | 0 | 2 | 12 | 4 | 0 | 4 | 8 | 11 | 0 | 149 | 1661 |
| 5:20 PM | 4 | 31 | 16 | 0 | 6 | 42 | 3 | 0 | 2 | 8 | 7 | 0 | 3 | 11 | 5 | 0 | 138 | 1688 |
| 5:25 PM | 5 | 40 | 8 | 0 | 13 | 37 | 3 | 0 | 0 | 15 | 6 | 0 | 6 | 6 | 4 | 0 | 143 | 1705 |
| 5:30 PM | 3 | 35 | 7 | 0 | 11 | 29 | 2 | 0 | 1 | 9 | 7 | 0 | 4 | 13 | 7 | 0 | 128 | 1710 |
| 5:35 PM | 7 | 33 | 10 | 0 | 13 | 28 | 2 | 0 | 2 | 3 | 2 | 0 | 7 | 4 | 8 | 0 | 119 | 1697 |
| 5:40 PM | 4 | 35 | 13 | 0 | 9 | 32 | 1 | 0 | 3 | 8 | 3 | 0 | 8 | 0 | 6 | 0 | 122 | 1691 |
| 5:45 PM | 3 | 27 | 7 | 0 | 8 | 34 | 2 | 0 | 2 | 12 | 4 | 0 | 7 | 5 | 9 | 0 | 120 | 1677 |
| 5:50 PM | 2 | 34 | 8 | 0 | 10 | 31 | 1 | 0 | 1 | 8 | 3 | 0 | 7 | 3 | 0 | 0 | 108 | 1644 |
| 5:55 PM | 3 | 28 | 7 | 0 | 5 | 28 | 1 | 0 | 0 | 2 | 1 | 0 | 2 | 1 | 3 | 0 | 81 | 1593 |
| Peak 15-Min Flowrates | Northbound | | | | Southbound | | | | Eastbound | | | | Westbound | | | | Total | |
| All Vehicles | 44 | 596 | 108 | 0 | 152 | 480 | 20 | 0 | 24 | 192 | 72 | 0 | 52 | 112 | 128 | 0 | 1980 | |
| Heavy Trucks | 0 | 8 | 4 | | 4 | 8 | 0 | | 0 | 0 | 0 | | 8 | 0 | 4 | | 36 | |
| Pedestrians | | 0 | | | | 0 | | | | 0 | | | | 0 | | | 0 | |
| Bicycles | | | | | | | | | | | | | | | | | | |
| Railroad | | | | | | | | | | | | | | | | | | |
| Stopped Buses | | | | | | | | | | | | | | | | | | |

Comments: