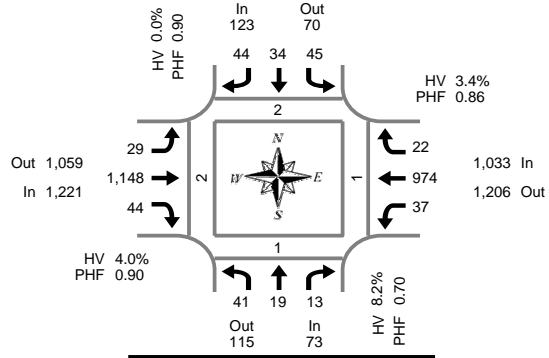


# Total Vehicle Summary



Clay Carney  
(503) 833-2740



## SE 117th St & SE Mill Plain Blvd

11/8/2005

7:00 AM to 9:00 AM

**Peak Hour Summary**  
7:15 AM to 8:15 AM

### 5-Minute Interval Summary

7:00 AM to 9:00 AM

Interval Start Time	Northbound SE 117th Ave				Southbound SE 117th St				Eastbound SE Mill Plain Blvd				Westbound SE Mill Plain Blvd				Interval Total	Pedestrians Crosswalk			
	L	T	R	Bikes	L	T	R	Bikes	L	T	R	Bikes	L	T	R	Bikes		North	South	East	West
07:00	4	0	1	0	1	0	6	0	2	85	1	0	3	100	2	0	205	0	0	1	0
07:05	4	1	0	0	2	1	7	0	0	85	2	0	3	103	0	0	208	0	0	0	0
07:10	2	2	3	0	2	2	6	0	2	92	0	0	2	80	1	0	194	0	0	0	0
07:15	4	1	2	0	5	5	4	0	1	92	1	0	2	88	2	0	207	0	0	0	1
07:20	1	0	1	0	1	3	7	1	2	87	5	0	2	83	3	0	195	0	0	0	0
07:25	1	1	0	0	3	0	2	0	2	92	3	0	5	91	1	0	201	0	0	0	0
07:30	3	1	1	0	5	3	0	0	1	79	6	1	4	100	1	0	204	1	0	1	1
07:35	6	1	0	0	6	4	2	0	1	87	8	0	2	96	1	0	214	0	1	0	0
07:40	1	3	1	0	2	2	5	0	6	108	4	0	8	55	1	0	196	1	0	0	0
07:45	4	2	0	0	5	3	5	0	3	106	2	0	1	70	4	0	205	0	0	0	0
07:50	5	2	0	1	3	1	4	0	4	105	1	0	1	71	2	0	199	0	0	0	0
07:55	3	3	1	0	4	2	6	1	3	99	3	0	2	77	1	0	204	0	0	0	0
08:00	5	1	1	0	2	3	4	0	3	96	3	0	3	79	1	0	201	0	0	0	0
08:05	6	2	4	0	5	2	1	0	2	103	5	0	5	83	3	0	221	0	0	0	0
08:10	2	2	2	0	4	6	4	0	1	94	3	0	2	81	2	0	203	0	0	0	0
08:15	5	1	1	1	2	1	9	0	2	96	2	0	3	59	0	0	181	0	0	0	0
08:20	1	1	3	0	2	1	1	0	7	93	3	0	3	71	0	0	186	0	0	0	0
08:25	5	0	2	1	7	1	2	0	6	115	4	0	3	76	1	0	222	0	0	0	0
08:30	0	0	3	0	5	0	3	0	4	107	1	0	1	70	1	0	195	0	3	0	0
08:35	2	0	6	0	1	2	4	0	2	96	8	0	2	94	1	1	218	0	0	0	0
08:40	1	0	4	0	6	1	3	0	0	100	5	0	1	84	0	0	205	0	0	0	0
08:45	3	1	2	0	2	2	4	0	1	95	2	0	3	81	1	0	197	0	0	0	0
08:50	2	1	2	1	4	4	2	0	1	85	1	0	1	67	1	0	171	0	1	0	0
08:55	1	0	4	0	3	0	1	0	2	88	5	0	2	73	0	0	179	0	0	0	0
Total Survey	71	26	44	4	82	49	92	2	58	2,285	78	1	64	1,932	30	1	4,811	2	5	2	2

### 15-Minute Interval Summary

7:00 AM to 9:00 AM

Interval Start Time	Northbound SE 117th Ave				Southbound SE 117th St				Eastbound SE Mill Plain Blvd				Westbound SE Mill Plain Blvd				Interval Total	Pedestrians Crosswalk			
	L	T	R	Bikes	L	T	R	Bikes	L	T	R	Bikes	L	T	R	Bikes		North	South	East	West
07:00	10	3	4	0	5	3	19	0	4	262	3	0	8	283	3	0	607	0	0	1	0
07:15	6	2	3	0	9	8	13	1	5	271	9	0	9	262	6	0	603	0	0	0	1
07:30	10	5	2	0	13	9	7	0	8	274	18	1	14	251	3	0	614	2	1	1	1
07:45	12	7	1	1	12	6	15	1	10	310	6	0	4	218	7	0	608	0	0	0	0
08:00	13	5	7	0	11	11	9	0	6	293	11	0	10	243	6	0	625	0	0	0	0
08:15	11	2	6	2	11	3	12	0	15	304	9	0	9	206	1	0	589	0	0	0	0
08:30	3	0	13	0	12	3	10	0	6	303	14	0	4	248	2	1	618	0	3	0	0
08:45	6	2	8	1	9	6	7	0	4	268	8	0	6	221	2	0	547	0	1	0	0
Total Survey	71	26	44	4	82	49	92	2	58	2,285	78	1	64	1,932	30	1	4,811	2	5	2	2

### Peak Hour Summary

7:15 AM to 8:15 AM

By Approach	Northbound SE 117th Ave				Southbound SE 117th St				Eastbound SE Mill Plain Blvd				Westbound SE Mill Plain Blvd				Total	Pedestrians Crosswalk			
	In	Out	Total	Bikes	In	Out	Total	Bikes	In	Out	Total	Bikes	In	Out	Total	Bikes		North	South	East	West
Volume	73	115	188	1	123	70	193	2	1,221	1,059	2,280	1	1,033	1,206	2,239	0	2,450	2	1	1	2
%HV	8.2%				0.0%				4.0%				3.4%				3.7%				
PHF	0.70				0.90				0.90				0.86				0.98				

By Movement	Northbound SE 117th Ave				Southbound SE 117th St				Eastbound SE Mill Plain Blvd				Westbound SE Mill Plain Blvd				Total
	L	T	R	Total	L	T	R	Total	L	T	R	Total	L	T	R	Total	
Volume	41	19	13	73	45	34	44	123	29	1,148	44	1,221	37	974	22	1,033	2,450
%HV	9.8%	5.3%	7.7%	8.2%	0.0%	0.0%	0.0%	0.0%	13.8%	3.7%	6.8%	4.0%	5.4%	3.4%	0.0%	3.4%	3.7%
PHF	0.73	0.68	0.46	0.70	0.80	0.77	0.73	0.90	0.56	0.90	0.61	0.90	0.66	0.85	0.79	0.86	0.98

### Rolling Hour Summary

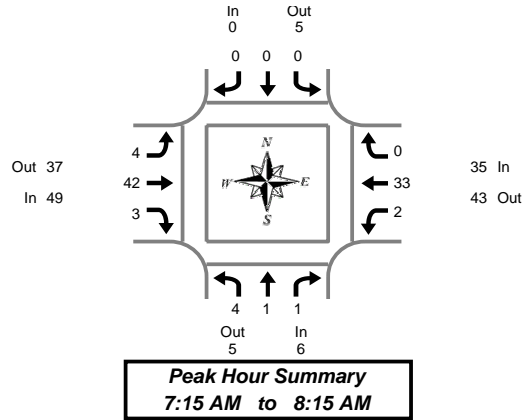
7:00 AM to 9:00 AM

Interval Start Time	Northbound SE 117th Ave				Southbound SE 117th St				Eastbound SE Mill Plain Blvd				Westbound SE Mill Plain Blvd				Interval Total	Pedestrians Crosswalk			
	L	T	R	Bikes	L	T	R	Bikes	L	T	R	Bikes	L	T	R	Bikes		North	South	East	West
07:00	38	17	10	1	39	26	54	2	27	1,117	36	1	35	1,014	19	0	2,432	2	1	2	2
07:15	41	19	13	1	45	34	44	2	29	1,148	44	1	37	974	22	0	2,450	2	1	1	2
07:30	46	19	16	3	47	29	43	1	39	1,181	44	1	37	918	17	0	2,436	2	1	1	1
07:45	39	14	27	3	46	23	46	1	37	1,210	40	0	27	915	16	1	2,440	0	3	0	0

# Heavy Vehicle Summary



Clay Carney  
(503) 833-2740



## SE 117th St & SE Mill Plain Blvd

11/8/2005

7:00 AM to 9:00 AM

### Heavy Vehicle 5-Minute Interval Summary

7:00 AM to 9:00 AM

Interval Start Time	Northbound SE 117th Ave				Southbound SE 117th St				Eastbound SE Mill Plain Blvd				Westbound SE Mill Plain Blvd				Interval Total	
	L	T	R	Total	L	T	R	Total	L	T	R	Total	L	T	R	Total		
07:00	0	0	0	0	0	0	0	0	0	4	0	4	0	1	0	1	5	
07:05	0	0	0	0	0	0	0	0	0	1	1	2	0	1	0	1	3	
07:10	0	0	0	0	0	0	0	0	0	1	6	7	0	3	0	3	10	
07:15	1	0	0	1	0	0	0	0	0	3	0	3	0	2	0	2	6	
07:20	0	0	0	0	0	0	0	0	0	1	5	6	0	1	0	1	7	
07:25	0	0	0	0	0	0	0	0	0	7	0	7	1	3	0	4	11	
07:30	1	0	0	1	0	0	0	0	0	1	0	1	0	1	0	1	3	
07:35	1	0	0	1	0	0	0	0	0	4	1	5	1	4	0	5	11	
07:40	0	0	1	1	0	0	0	0	0	1	5	6	0	3	0	3	10	
07:45	0	0	0	0	0	0	0	0	0	1	1	2	0	2	0	2	4	
07:50	1	0	0	1	0	0	0	0	0	4	0	4	0	2	0	2	7	
07:55	0	1	0	1	0	0	0	0	0	2	1	3	0	1	0	1	5	
08:00	0	0	0	0	0	0	0	0	0	1	3	4	0	5	0	5	9	
08:05	0	0	0	0	0	0	0	0	0	4	0	4	0	6	0	6	10	
08:10	0	0	0	0	0	0	0	0	0	3	1	4	0	3	0	3	7	
08:15	0	0	0	0	0	0	0	0	0	4	0	4	0	2	0	2	6	
08:20	1	0	2	3	0	0	0	0	0	5	0	5	0	7	0	7	15	
08:25	0	0	1	1	0	0	0	0	0	1	6	7	1	3	0	4	12	
08:30	0	0	0	0	0	0	0	0	0	1	7	8	0	1	0	1	9	
08:35	0	0	1	1	0	0	0	0	0	5	1	6	0	6	0	6	13	
08:40	0	0	0	0	0	0	0	0	0	3	0	3	0	2	0	2	5	
08:45	0	1	1	2	0	0	0	0	0	4	0	4	0	4	0	4	10	
08:50	0	0	0	0	0	0	0	0	0	1	3	4	0	3	0	3	7	
08:55	0	0	1	1	0	0	0	0	0	2	1	3	0	4	0	4	8	
Total Survey	5	2	7	14	0	0	0	0	0	8	92	6	106	3	70	0	73	193

### Heavy Vehicle 15-Minute Interval Summary

7:00 AM to 9:00 AM

Interval Start Time	Northbound SE 117th Ave				Southbound SE 117th St				Eastbound SE Mill Plain Blvd				Westbound SE Mill Plain Blvd				Interval Total	
	L	T	R	Total	L	T	R	Total	L	T	R	Total	L	T	R	Total		
07:00	0	0	0	0	0	0	0	0	0	1	11	1	13	0	5	0	5	18
07:15	1	0	0	1	0	0	0	0	0	1	15	0	16	1	6	0	7	24
07:30	2	0	1	3	0	0	0	0	0	1	10	1	12	1	8	0	9	24
07:45	1	1	0	2	0	0	0	0	0	1	7	1	9	0	5	0	5	16
08:00	0	0	0	0	0	0	0	0	0	1	10	1	12	0	14	0	14	26
08:15	1	0	3	4	0	0	0	0	0	1	15	0	16	1	12	0	13	33
08:30	0	0	1	1	0	0	0	0	0	1	15	1	17	0	9	0	9	27
08:45	0	1	2	3	0	0	0	0	0	1	9	1	11	0	11	0	11	25
Total Survey	5	2	7	14	0	0	0	0	0	8	92	6	106	3	70	0	73	193

### Heavy Vehicle Peak Hour Summary

7:15 AM to 8:15 AM

By Approach	Northbound SE 117th Ave			Southbound SE 117th St			Eastbound SE Mill Plain Blvd			Westbound SE Mill Plain Blvd			Total
	In	Out	Total	In	Out	Total	In	Out	Total	In	Out	Total	
Volume	6	5	11	0	5	5	49	37	86	35	43	78	90
PHF	0.50			0.00			0.77			0.63			0.87

By Movement	Northbound SE 117th Ave				Southbound SE 117th St				Eastbound SE Mill Plain Blvd				Westbound SE Mill Plain Blvd				Total
	L	T	R	Total	L	T	R	Total	L	T	R	Total	L	T	R	Total	
Volume	4	1	1	6	0	0	0	0	4	42	3	49	2	33	0	35	90
PHF	0.50	0.25	0.25	0.50	0.00	0.00	0.00	0.00	0.50	0.70	0.75	0.77	0.25	0.59	0.00	0.63	0.87

### Heavy Vehicle Rolling Hour Summary

7:00 AM to 9:00 AM

Interval Start Time	Northbound SE 117th Ave				Southbound SE 117th St				Eastbound SE Mill Plain Blvd				Westbound SE Mill Plain Blvd				Interval Total
	L	T	R	Total	L	T	R	Total	L	T	R	Total	L	T	R	Total	
07:00	4	1	1	6	0	0	0	0	4	43	3	50	2	24	0	26	82
07:15	4	1	1	6	0	0	0	0	4	42	3	49	2	33	0	35	90
07:30	4	1	4	9	0	0	0	0	4	42	3	49	2	39	0	41	99
07:45	2	1	4	7	0	0	0	0	4	47	3	54	1	40	0	41	102

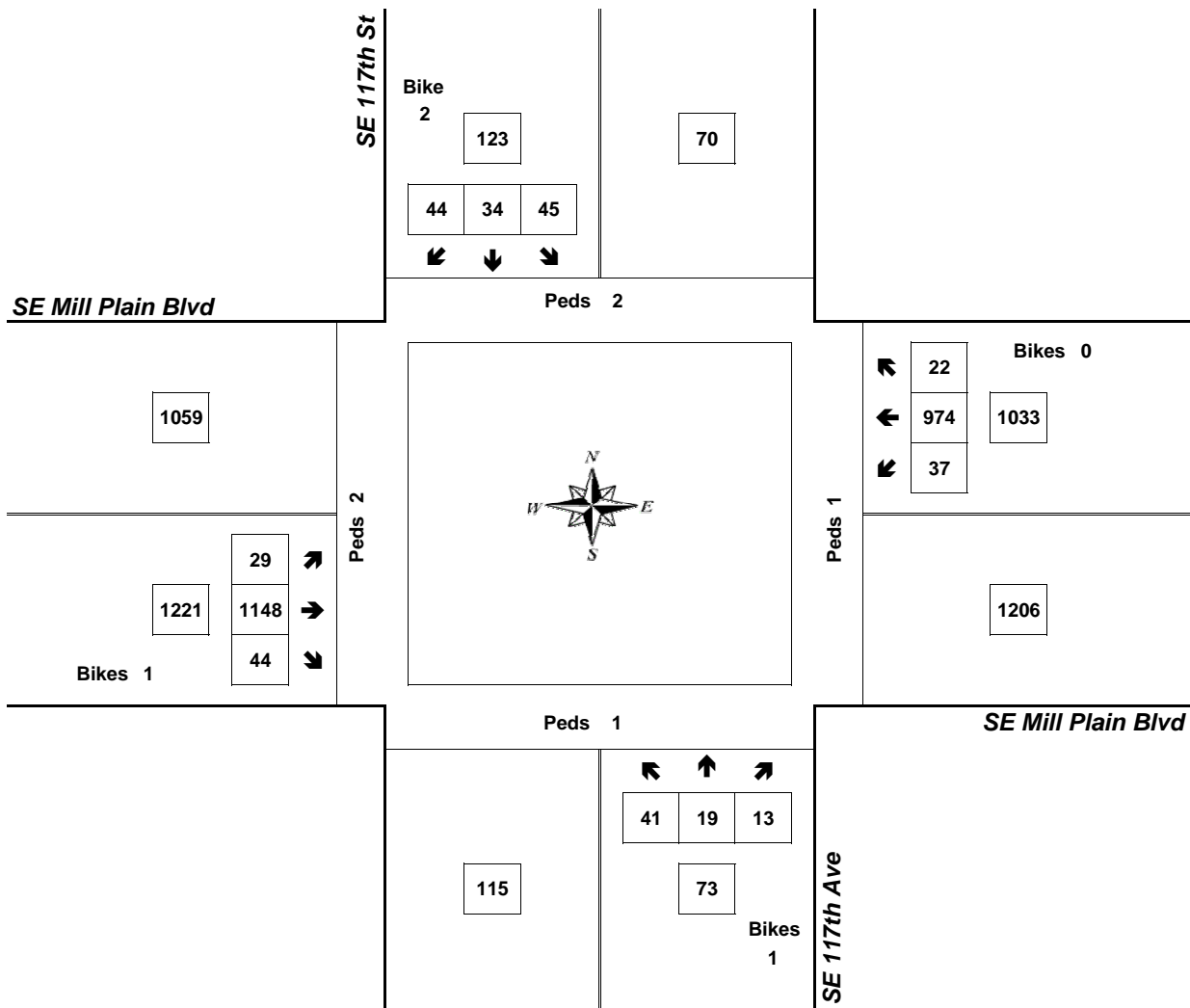
# Peak Hour Summary



Clay Carney  
(503) 833-2740

## SE 117th St & SE Mill Plain Blvd

7:15 AM to 8:15 AM  
11/8/2005



Approach	PHF	HV%	Volume
EB	0.90	4.0%	1,221
WB	0.86	3.4%	1,033
NB	0.70	8.2%	73
SB	0.90	0.0%	123
<b>Intersection</b>	<b>0.98</b>	<b>3.7%</b>	<b>2,450</b>

Count Period: 7:00 AM to 9:00 AM