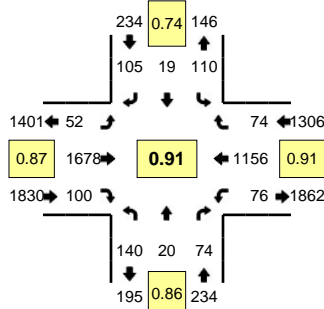
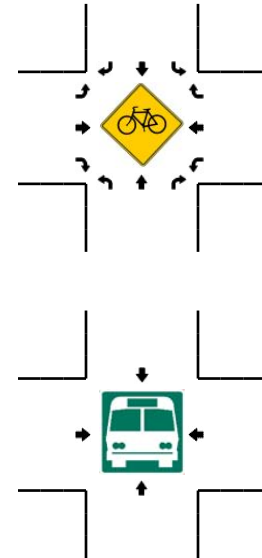
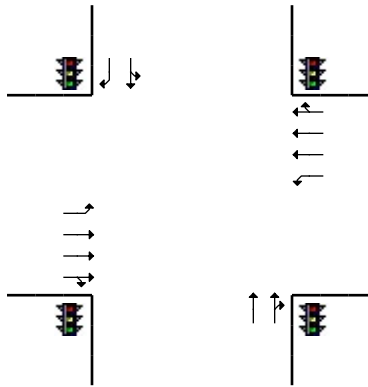
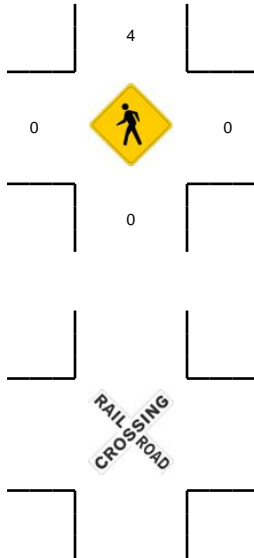
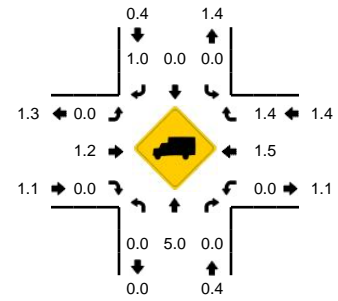


**LOCATION:** 131st Ave -- SE Mill Plain Blvd  
**CITY/STATE:** Vancouver, WA

**QC JOB #:** 10309707  
**DATE:** 12/5/2007



**Peak-Hour: 4:25 PM -- 5:25 PM**  
**Peak 15-Min: 4:25 PM -- 4:40 PM**



5-Min Count Period Beginning At	131st Ave (Northbound)				131st Ave (Southbound)				SE Mill Plain Blvd (Eastbound)				SE Mill Plain Blvd (Westbound)				Total	Hourly Totals
	Left	Thru	Right	U	Left	Thru	Right	U	Left	Thru	Right	U	Left	Thru	Right	U		
4:00 PM	17	3	9	0	11	3	5	0	4	109	7	0	6	94	6	0	274	
4:05 PM	14	0	4	0	5	0	8	0	5	152	5	0	4	116	8	0	321	
4:10 PM	7	0	3	0	11	2	11	0	2	121	11	0	6	88	9	0	271	
4:15 PM	2	2	4	0	4	1	6	0	9	159	2	0	3	96	8	0	296	
4:20 PM	12	0	11	0	12	2	5	0	4	110	11	0	9	71	2	0	249	
4:25 PM	9	1	5	0	5	2	4	0	2	202	7	0	6	109	7	0	359	
4:30 PM	14	2	6	0	13	1	10	0	1	137	5	0	8	74	6	0	277	
4:35 PM	12	1	3	0	10	1	5	0	4	170	7	0	3	128	7	0	351	
4:40 PM	18	5	4	0	3	2	3	0	2	108	14	0	9	76	8	0	252	
4:45 PM	5	0	5	0	7	1	6	0	7	177	6	0	3	91	10	0	318	
4:50 PM	16	1	7	0	16	1	8	0	5	119	7	0	10	79	6	0	275	
4:55 PM	10	0	8	0	6	1	6	0	7	153	10	0	4	96	8	0	309	3552
5:00 PM	11	3	12	0	13	4	13	0	1	84	4	0	12	77	6	0	240	3518
5:05 PM	10	2	7	0	8	0	17	0	7	160	6	0	3	131	3	0	354	3551
5:10 PM	15	2	8	0	9	2	18	0	2	118	10	0	3	85	4	0	276	3556
5:15 PM	9	1	2	0	9	4	5	0	9	156	15	0	5	120	5	0	340	3600
5:20 PM	11	2	7	0	11	0	10	0	5	94	9	0	10	90	4	0	253	3604
5:25 PM	9	4	9	0	3	2	6	0	2	176	5	0	3	103	10	0	332	3577
5:30 PM	9	3	10	0	12	2	10	0	5	109	4	0	8	73	11	0	256	3556
5:35 PM	8	1	5	0	10	1	6	0	3	179	10	0	0	102	6	0	331	3536
5:40 PM	15	0	6	0	8	0	7	0	8	134	4	0	9	77	2	0	270	3554
5:45 PM	6	1	8	0	7	1	13	0	2	166	8	0	6	12	4	0	234	3470
5:50 PM	16	1	6	0	4	1	6	0	3	136	4	0	3	79	6	0	265	3460
5:55 PM	8	1	6	0	6	0	3	0	8	154	6	0	4	99	3	0	298	3449
Peak 15-Min Flowrates	Northbound				Southbound				Eastbound				Westbound				Total	
	Left	Thru	Right	U	Left	Thru	Right	U	Left	Thru	Right	U	Left	Thru	Right	U		
All Vehicles	140	16	56	0	112	16	76	0	28	2036	76	0	68	1244	80	0	3948	
Heavy Trucks	0	4	0	0	0	0	0	0	0	24	0	0	0	8	4	0	40	
Pedestrians		0				16				0				0			16	
Bicycles																		
Railroad																		
Stopped Buses																		

Comments: