



Interval  60 min.  15 min.  
 Binned(CL/SP)  Count(volume)  
Lane No  1  2

---

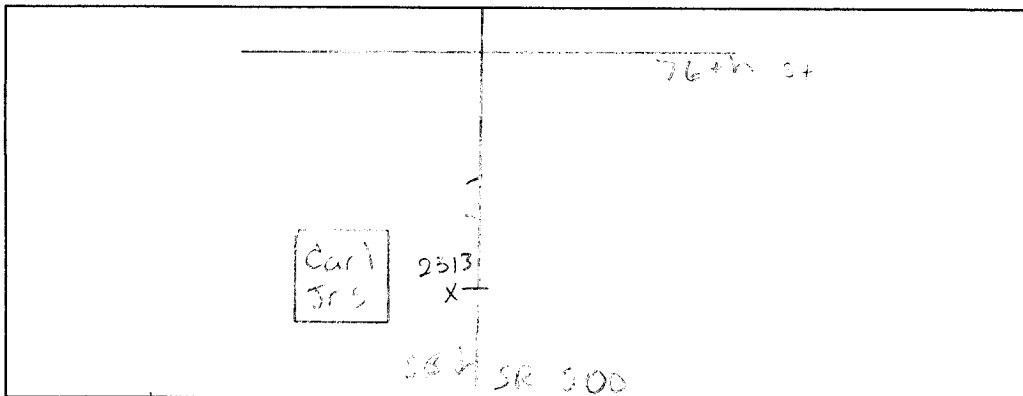
Direction Channel 1 \_\_\_\_\_  
Direction Channel 2 \_\_\_\_\_  
Data Hog # \_\_\_\_\_

Counter No. 352313 Count ID hpms  
SR 500 RRT/RRQ \_\_\_\_\_ MP 6.69  
Leg 1 Direction SB OSID \_\_\_\_\_

Station Description \_ ON SR-500 S/O NE 76th ST

Date	Day	Time	Comments			
8/25/08	2	10:43	Manual (1) <u>6</u> (2) _____ Counter (1) <u>6</u> (2) _____	Set up ok	JDM/RT	6.4v
8/26/08	3	09:57	Manual (1) <u>50</u> (2) _____ Counter (1) <u>50</u> (2) _____	Check ok	JDM/RT	6.4v
8/27/08	4	07:48	Manual (1) <u>50</u> (2) _____ Counter (1) <u>49</u> (2) _____	Check ok SP=1	JDM/RT	6.4v
8/28/08	5	<u>5:10</u>	Manual (1) <u>1</u> (2) _____ Counter (1) <u>1</u> (2) _____	Check ok	JDM/RT	<u>6.4</u>
8/29/08	6	<u>6:36</u>	Manual (1) <u>2</u> (2) _____ Counter (1) <u>2</u> (2) _____	P/U ok	JDM/RT	<u>6.3</u>

Sketch



JDM/RT  
Field Person

Interval  60 min.  15 min.  
 Binned(CL/SP)  Count(volume)  
 Lane No  1  2

---

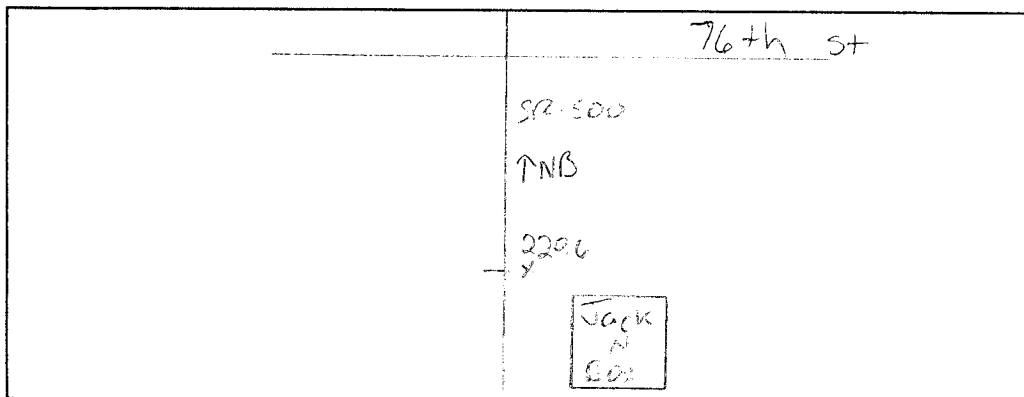
Direction Channel 1 \_\_\_\_\_  
 Direction Channel 2 \_\_\_\_\_  
 Data Hog # \_\_\_\_\_

Counter No. 352296 Count ID hpms  
 SR 500 RRT/RRQ \_\_\_\_\_ MP 6.69  
 Leg 1 Direction NB OSID \_\_\_\_\_

Station Description \_ ON SR-500 S/O NE 76th ST

Date	Day	Time	Comments			
8/25/08	2	10:35	Manual (1) <u>10</u> (2) _____ Counter (1) <u>10</u> (2) _____	Set up ok	JDM/RT	6.5v
8/26/08	3	10:05	Manual (1) <u>50</u> (2) _____ Counter (1) <u>50</u> (2) _____	Check ok	JDM/RT	6.6v
8/27/08	4	07:40	Manual (1) <u>38</u> (2) _____ Counter (1) <u>38</u> (2) _____	Check ok	JDM/RT	6.5v
8/28/08	5	S R	Manual (1) <u>1</u> (2) _____ Counter (1) <u>1</u> (2) _____	Check ok	JDM/RT	6.6v
8/29/08	6	S R	Manual (1) <u>1</u> (2) _____ Counter (1) <u>1</u> (2) _____	P/U ok	JDM/RT	6.6v

**Sketch**



JDM/RT  
Field Person

SR 500 MP 006.69 OFF SYSTEM ID. 352313 DESCRIPTION: ON SR 500 S/O NE 76TH ST

COUNT	IDENTIFIER	HPMS	COUNTER NUMBER	DESCRIPTION	ON SR 500 S/O NE 76TH ST	AM PEAK HOUR	TO 0700	TO 0800	VOLUME	AM PEAK HOUR	TO 0700	TO 0800	VOLUME	AM TOTAL	PM TOTAL	DAILY TOTAL
08/25/08	MONDAY															
12	1	2	3	4	5	6	7	8	9	10	11	12	TOTAL			
00-15																
15-30																
30-45																
45-00																
HOUR																
TOT																

COUNT	IDENTIFIER	HPMS	COUNTER NUMBER	DESCRIPTION	ON SR 500 S/O NE 76TH ST	AM PEAK HOUR	TO 0700	TO 0800	VOLUME	AM PEAK HOUR	TO 0700	TO 0800	VOLUME	AM TOTAL	PM TOTAL	DAILY TOTAL
08/26/08	TUESDAY															
12	1	2	3	4	5	6	7	8	9	10	11	12	TOTAL			
00-15																
15-30																
30-45																
45-00																
HOUR																
TOT																

COUNT	IDENTIFIER	HPMS	COUNTER NUMBER	DESCRIPTION	ON SR 500 S/O NE 76TH ST	AM PEAK HOUR	TO 0700	TO 0800	VOLUME	AM PEAK HOUR	TO 0700	TO 0800	VOLUME	AM TOTAL	PM TOTAL	DAILY TOTAL
08/27/08	WEDNESDAY															
12	1	2	3	4	5	6	7	8	9	10	11	12	TOTAL			
00-15																
15-30																
30-45																
45-00																
HOUR																
TOT																

AM PEAK HOUR 0700 TO 0800 VOLUME 1266  
 PM PEAK HOUR 1200 TO 0100 VOLUME 1176

SR 500 MP 006.69 OFF SYSTEM ID. LEG 1 DIRECTION OF TRAFFIC SOUTHBOUND LANE ALL OF

COUNT IDENTIFIER HPMS COUNTER NUMBER 352313 DESCRIPTION: ON SR 500 S/O NE 76TH ST

08/28/08	THURSDAY	AM HOURS												PM HOURS												DAILY TOTAL
		1	2	3	4	5	6	7	8	9	10	11	12	1	2	3	4	5	6	7	8	9	10	11	12	
12	1	2	3	4	5	6	7	8	9	10	11	12	1	2	3	4	5	6	7	8	9	10	11	12	1418	
TOT	85	56	56	123	205	597	999	1200	1061	935	1049	1113	1134	1087	1132	1048	1074	1070	926	745	585	405	290	189	17164	
									AM PEAK HOUR 0715 TO 0815 VOLUME 1220													AM TOTAL 7479				
									PM PEAK HOUR 1230 TO 0130 VOLUME 1157													PM TOTAL 9685				

08/29/08	FRIDAY	AM HOURS												PM HOURS												DAILY TOTAL
		1	2	3	4	5	6	7	8	9	10	11	12	1	2	3	4	5	6	7	8	9	10	11	12	
12	1	2	3	4	5	6	7	8	9	10	11	12	1	2	3	4	5	6	7	8	9	10	11	12	1418	
TOT	92	62	70	96	182	527	389		AM PEAK HOUR 0530 TO 0630 VOLUME 712													AM TOTAL 1418				
									PM PEAK HOUR 0000 TO 0000 VOLUME 0													PM TOTAL 0				

08/25/08 THRU 08/29/08 TOTAL HOURS FOR COUNT 90

3 DAYS AVG WEEKDAY VOL 17094 X SEASONAL ADJ. FACTOR 0.9000 = 15385 X AXLE CORR FACTOR 0.9591 = ESTIMATED AVG DAILY TRAFFIC 14756

FACTOR GROUP GR-02

FACTOR GROUP CB-20

SR 500 MP 006.69 OFF SYSTEM ID. LEG 1 DIRECTION OF TRAFFIC NORTHBOUND LANE ALL OF

COUNT IDENTIFIER HPMS COUNTER NUMBER 352296 DESCRIPTION: ON SR 500 S/O NE 76TH ST

COUNT IDENTIFIER	HPMS	COUNTER NUMBER	DESCRIPTION: ON SR 500 S/O NE 76TH ST												DAILY TOTAL													
			AM HOURS						PM HOURS																			
08/25/08 MONDAY			12	1	2	3	4	5	6	7	8	9	10	11	12	1	2	3	4	5	6	7	8	9	10	11	12	
			1	2	3	4	5	6	7	8	9	10	11	12	208	303	298	310	362	442	418	322	223	189	170	106	59	
															256	287	280	302	344	367	423	323	239	188	151	90	75	
															281	326	322	313	366	405	390	290	217	188	150	99	46	
															222	283	343	287	363	416	366	253	213	186	92	74	49	
															222	1028	1259	1187	1288	1440	1630	1597	1188	892	752	563	369	229
TOT																												

AM PEAK HOUR 1100 TO 1200 VOLUME 1028  
PM PEAK HOUR 0430 TO 0530 VOLUME 1662

COUNT IDENTIFIER	HPMS	COUNTER NUMBER	DESCRIPTION: ON SR 500 S/O NE 76TH ST												DAILY TOTAL																											
			AM HOURS						PM HOURS																																	
08/26/08 TUESDAY			12	1	2	3	4	5	6	7	8	9	10	11	12	1	2	3	4	5	6	7	8	9	10	11	12															
			1	2	3	4	5	6	7	8	9	10	11	12	70	140	157	153	213	230	290	316	336	344	416	452	336	279	216	192	117	71										
															44	31	20	14	16	31	28	11	13	28	86	166	173	152	211	259	265	275	285	347	397	428	339	237	196	141	113	59
															40	28	12	15	21	58	134	177	198	240	268	292	295	338	359	380	280	225	209	157	75	64						
															35	23	20	13	31	61	162	203	161	186	230	271	293	302	347	413	368	359	253	237	175	137	74	61				
															160	101	80	53	81	178	452	686	664	689	894	1028	1140	1188	1306	1463	1579	1619	1208	978	796	627	379	255				
TOT																																										

AM PEAK HOUR 1100 TO 1200 VOLUME 1028  
PM PEAK HOUR 0430 TO 0530 VOLUME 1646

COUNT IDENTIFIER	HPMS	COUNTER NUMBER	DESCRIPTION: ON SR 500 S/O NE 76TH ST												DAILY TOTAL																								
			AM HOURS						PM HOURS																														
08/27/08 WEDNESDAY			12	1	2	3	4	5	6	7	8	9	10	11	12	1	2	3	4	5	6	7	8	9	10	11	12												
			1	2	3	4	5	6	7	8	9	10	11	12	166	157	194	220	286	276	335	380	395	382	375	235	218	173	126	63									
															44	33	16	13	12	31	66	138	172	182	214	253	301	293	286	351	399	405	326	243	215	174	94	74	
															41	27	26	14	12	33	70	153	172	187	226	278	263	260	351	384	385	380	348	240	175	153	98	61	
															36	18	22	11	11	51	104	182	193	187	226	278	263	260	351	384	385	380	348	240	175	153	98	61	
															45-00	37	28	25	11	32	150	191	170	181	242	247	280	276	321	384	375	299	220	199	143	88	67		
															158	106	89	49	68	172	390	664	701	707	876	998	1130	1105	1293	1521	1563	1542	1348	938	807	643	406	265	
TOT																																							

AM PEAK HOUR 1100 TO 1200 VOLUME 998  
PM PEAK HOUR 0345 TO 0445 VOLUME 1585

SR 500 MP 006.69 OFF SYSTEM ID. LEG 1 DIRECTION OF TRAFFIC NORTHBOUND LANE ALL OF

COUNT IDENTIFIER HPMS COUNTER NUMBER 352296 DESCRIPTION: ON SR 500 S/O NE 76TH ST

08/28/08 THURSDAY	AM HOURS												PM HOURS												DAILY TOTAL
	1	2	3	4	5	6	7	8	9	10	11	12	1	2	3	4	5	6	7	8	9	10	11	12	
12	1	2	3	4	5	6	7	8	9	10	11	12	1	2	3	4	5	6	7	8	9	10	11	12	703
1	2	3	4	5	6	7	8	9	10	11	12	1	2	3	4	5	6	7	8	9	10	11	12	703	
50	30	27	12	17	28	63	168	162	175	215	269	282	270	308	354	380	447	362	255	202	181	131	69	5082	
49	33	23	18	14	36	75	171	152	168	249	262	249	341	331	346	414	466	340	286	235	178	96	79	12767	
30	31	17	17	22	33	114	161	199	176	199	262	321	298	311	358	331	397	285	229	186	152	104	59		
45-00	31	23	14	23	52	146	197	176	191	233	246	304	310	351	413	418	351	294	225	186	143	78	61		
TOT	160	117	90	61	76	149	398	689	710	896	1039	1156	1219	1301	1471	1543	1661	1281	995	809	654	409	268	17849	

AM PEAK HOUR 1100 TO 1200 VOLUME 1039  
PM PEAK HOUR 0445 TO 0545 VOLUME 1728

AM TOTAL 5082  
PM TOTAL 12767

08/29/08 FRIDAY	AM HOURS												PM HOURS												DAILY TOTAL
	1	2	3	4	5	6	7	8	9	10	11	12	1	2	3	4	5	6	7	8	9	10	11	12	
12	1	2	3	4	5	6	7	8	9	10	11	12	1	2	3	4	5	6	7	8	9	10	11	12	703
1	2	3	4	5	6	7	8	9	10	11	12	1	2	3	4	5	6	7	8	9	10	11	12	703	
41	27	17	7	14	31	61																		703	
53	26	19	11	10	34																			703	
30-45	47	25	17	23	35																			703	
45-00	37	28	17	18	55																			703	
TOT	178	106	70	61	72	155	61																	703	

AM PEAK HOUR 0515 TO 0615 VOLUME 185  
PM PEAK HOUR 0000 TO 0000 VOLUME 0

AM TOTAL 703  
PM TOTAL 0

08/25/08 THRU 08/29/08  
TOTAL HOURS FOR COUNT 90

3 DAYS  
AVG WEEKDAY VOL 17664 X SEASONAL ADJ. FACTOR 0.9000 = 15898 X AXLE CORR FACTOR 0.9591 = ESTIMATED AVG DAILY TRAFFIC 15248

FACTOR GROUP GR-02

FACTOR GROUP CB-20

TRIP SYSTEM  
15 MINUTE TRAFFIC COUNT SUMMARY

SR 500 MP 006.69 OFF SYSTEM ID. LEG 1 DIRECTION OF TRAFFIC BOTH WAYS LANE ALL OF

COUNT IDENTIFIER HPMS COUNTER NUMBER 352296 DESCRIPTION: ON SR 500 S/O NE 76TH ST

08/25/08	MONDAY	AM HOURS												PM HOURS												DAILY TOTAL
		1	2	3	4	5	6	7	8	9	10	11	12	1	2	3	4	5	6	7	8	9	10	11	12	
12	1	2	3	4	5	6	7	8	9	10	11	12	1	2	3	4	5	6	7	8	9	10	11	12	24421	
		501 617 608 586 642 708 720 539 388 329 275 179 101												528 603 553 609 595 635 717 558 382 306 250 160 117												
		593 632 580 576 627 609 493 377 311 226 168 77												485 591 648 547 635 656 698 572 433 353 288 170 124												
TOT		485 2213 2500 2288 2406 2520 2708 2618 2023 1500 1234 921 631 374												485 2213 2500 2288 2406 2520 2708 2618 2023 1500 1234 921 631 374												24421

AM PEAK HOUR 1100 TO 1200 VOLUME 2213  
PM PEAK HOUR 0430 TO 0530 VOLUME 2802

08/26/08	TUESDAY	AM HOURS												PM HOURS												DAILY TOTAL
		1	2	3	4	5	6	7	8	9	10	11	12	1	2	3	4	5	6	7	8	9	10	11	12	
12	1	2	3	4	5	6	7	8	9	10	11	12	1	2	3	4	5	6	7	8	9	10	11	12	34717	
		30 30 36 41 125 271 400 403 369 437 479 588 589 610 602 713 764 609 471 364 273 195 124												72 46 30 33 54 178 355 490 420 377 504 553 536 561 585 617 651 695 594 404 297 267 169 105												
		51 39 34 40 115 241 429 567 421 438 503 571 604 572 601 697 638 604 457 284 218 125 89												58 39 33 45 41 74 266 425 484 406 460 503 552 575 571 619 657 666 650 494 397 330 261 133 95												
TOT		284 810 1480 1941 1650 1644 1947 2155 2303 2293 2415 2573 2668 2713 2154 1651 1275 1019 622 413												252 163 142 150 284 810 1480 1941 1650 1644 1947 2155 2303 2293 2415 2573 2668 2713 2154 1651 1275 1019 622 413												34717

AM PEAK HOUR 1100 TO 1200 VOLUME 2155  
PM PEAK HOUR 0430 TO 0530 VOLUME 2763

08/27/08	WEDNESDAY	AM HOURS												PM HOURS												DAILY TOTAL
		1	2	3	4	5	6	7	8	9	10	11	12	1	2	3	4	5	6	7	8	9	10	11	12	
12	1	2	3	4	5	6	7	8	9	10	11	12	1	2	3	4	5	6	7	8	9	10	11	12	34543	
		72 48 30 49 57 127 258 421 439 370 414 468 614 557 650 626 695 652 594 426 293 195 105												73 39 38 35 58 174 305 472 427 397 462 518 571 537 533 633 655 702 576 434 360 272 166 115												
		56 52 40 32 96 251 422 546 435 449 500 530 574 525 594 718 682 617 474 338 327 213 148 106												54 34 45 36 66 258 378 491 434 425 491 544 547 518 628 651 674 646 562 397 314 251 184 110												
TOT		277 810 1363 1930 1735 1641 1867 2060 2306 2137 2405 2628 2706 2617 2206 1595 1369 1029 693 436												255 173 153 152 277 810 1363 1930 1735 1641 1867 2060 2306 2137 2405 2628 2706 2617 2206 1595 1369 1029 693 436												34543

AM PEAK HOUR 1100 TO 1200 VOLUME 2060  
PM PEAK HOUR 0345 TO 0445 VOLUME 2742

DOT-RNB515A-B

STATE OF WASHINGTON - DEPARTMENT OF TRANSPORTATION  
TRIP SYSTEM  
15 MINUTE TRAFFIC COUNT SUMMARY

DATE 01/15/09  
TIME 06:59:34  
PAGE 72

SR 500 MP 006.69 OFF SYSTEM ID. LEG 1 DIRECTION OF TRAFFIC BOTH WAYS LANE ALL OF

COUNT IDENTIFIER HPMS COUNTER NUMBER 352296 DESCRIPTION: ON SR 500 S/O NE 76TH ST

08/28/08	THURSDAY	AM HOURS												PM HOURS	DAILY TOTAL									
		1	2	3	4	5	6	7	8	9	10	11	12											
12	1	2	3	4	5	6	7	8	9	10	11	12	1	2	3	4	5	6	7	8	9	10	11	12
81	42	40	48	47	124	248	434	448	420	448	511	568	554	574	612	680	701	594	454	377	292	210	120	
70	49	37	36	53	190	321	461	403	392	504	531	503	620	631	567	669	755	578	493	372	280	160	141	
51	46	33	54	83	207	404	499	465	414	498	548	616	540	588	621	602	661	535	401	315	257	184	100	
45-00	43	36	46	98	225	424	503	434	419	495	562	603	592	640	719	666	614	500	392	330	230	145	96	
TOT	245	173	146	184	281	746	1397	1897	1750	1645	1945	2152	2290	2306	2433	2519	2617	2731	2207	1740	1394	1059	699	457
									AM PEAK HOUR 1100 TO 1200 VOLUME 2152												AM TOTAL 12561			
									PM PEAK HOUR 0445 TO 0545 VOLUME 2783												PM TOTAL 22452			

08/29/08	FRIDAY	AM HOURS												PM HOURS	DAILY TOTAL									
		1	2	3	4	5	6	7	8	9	10	11	12											
12	1	2	3	4	5	6	7	8	9	10	11	12	1	2	3	4	5	6	7	8	9	10	11	12
71	48	29	22	45	114	245																		
75	39	48	36	39	155																			
30-45	70	35	30	55	85	196																		
45-00	54	46	33	44	85	217																		
TOT	270	168	140	157	254	682	245																	
									AM PEAK HOUR 0515 TO 0615 VOLUME 813												AM TOTAL 1916			
									PM PEAK HOUR 0000 TO 0000 VOLUME 0												PM TOTAL 0			

08/25/08 THRU 08/29/08 TOTAL HOURS FOR COUNT 90

3 DAYS

AVG WEEKDAY VOL 34758 X SEASONAL ADJ. FACTOR 0.9000 = 31282 X AXLE CORR FACTOR 0.9591 = ESTIMATED AVG DAILY TRAFFIC 30003

PEAK HOUR PERCENTAGES: K = 8.06 D = 59.31

PEAK HOUR LOCATION : VOLUME = 2802 DATE: 08/25/08 TIME: 04:30 PM





Interval  60 min.  15 min.  
 Binned(CL/SP)  Count(volume)  
Lane No  1  2

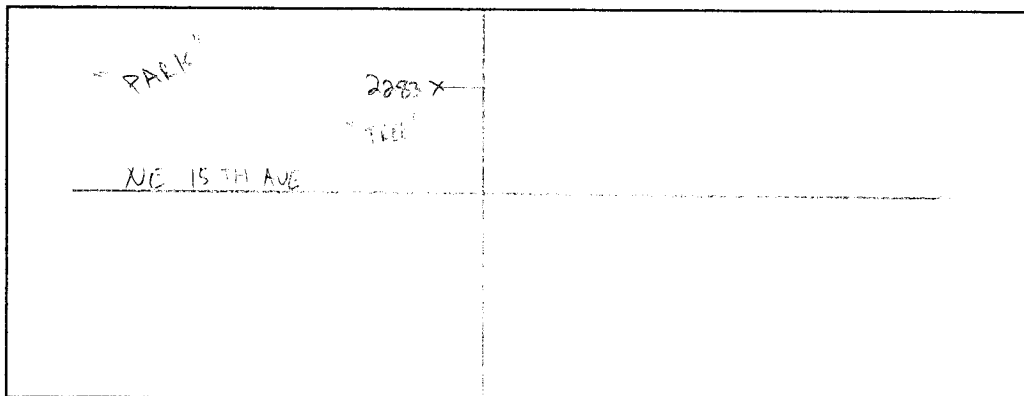
Direction Channel 1 \_\_\_\_\_  
Direction Channel 2 \_\_\_\_\_  
Data Hog # \_\_\_\_\_

Counter No. 352283 Count ID HPMS  
SR 500 RRT/RRQ \_\_\_\_\_ MP 18.75  
Leg 1 Direction SB OSID \_\_\_\_\_

Station Description \_ ON SR 500 N/O NE 15TH AVE

Date	Day	Time	Comments			
8/25/08	2	1116	Manual (1) <u>5</u> (2) _____ Counter (1) <u>5</u> (2) _____	SET OK	JM/RT	6.6
8/26	3	0926	Manual (1) <u>9</u> (2) _____ Counter (1) <u>9</u> (2) _____	CHECK OK	JM/RT	6.8
8/27	4	0817	Manual (1) <u>7</u> (2) _____ Counter (1) <u>7</u> (2) _____	CHECK OK	JM/RT	6.4
8/28	5	1025	Manual (1) <u>26</u> (2) _____ Counter (1) <u>26</u> (2) _____	CHECK OK	JM/RT	6.9
8/29	6	0700	Manual (1) <u>1</u> (2) _____ Counter (1) <u>1</u> (2) _____	P/U OK	JM/RT	6.0

Sketch



RT/SM

Field Person



Interval  60 min.  15 min.  
 Binned(CL/SP)  Count(volume)  
Lane No  1  2


Direction Channel 1 \_\_\_\_\_  
Direction Channel 2 \_\_\_\_\_  
Data Hog # \_\_\_\_\_

Counter No. 355875 Count ID HPMS  
SR 500 RRT/RRQ \_\_\_\_\_ MP 18.75  
Leg 1 Direction NB OSID \_\_\_\_\_

Station Description \_ ON SR 500 N/O NE 15TH AVE

Date	Day	Time	Comments			
8/25/08	2	1119	Manual (1) <u>10</u> (2) _____ Counter (1) <u>10</u> (2) _____	SET OK	JM/RT	6.4
8/26	3	0921	Manual (1) <u>9</u> (2) _____ Counter (1) <u>9</u> (2) _____	CHECK OK	JM/RT	6.7
8/27	4	0817	Manual (1) <u>3</u> (2) _____ Counter (1) <u>3</u> (2) _____	CHECK OK	JM/RT	6.4
8/28	5	0921	Manual (1) <u>9</u> (2) _____ Counter (1) <u>9</u> (2) _____	CHECK OK	JM/RT	6.7
8/29	6	0716	Manual (1) <u>1</u> (2) _____ Counter (1) <u>1</u> (2) _____	P/U OK	JM/RT	6.4

Sketch



Field Person

SR 500 MP 018.75 OFF SYSTEM ID. LEG 1 DIRECTION OF TRAFFIC SOUTHBOUND LANE ALL OF

COUNT IDENTIFIER HPMS COUNTER NUMBER 352283 DESCRIPTION: ON SR 500 N/O NE 15TH AVE

08/25/08	MONDAY	AM HOURS												PM HOURS												DAILY TOTAL	
COUNT	IDENTIFIER	HPMS	1	2	3	4	5	6	7	8	9	10	11	12	1	2	3	4	5	6	7	8	9	10	11	12	TOT
12	1	2	3	4	5	6	7	8	9	10	11	12	1	2	3	4	5	6	7	8	9	10	11	12	188		
1	2	3	4	5	6	7	8	9	10	11	12	1	2	3	4	5	6	7	8	9	10	11	12	3114			
		AM PEAK HOUR 0000 TO 0000 VOLUME 0												PM PEAK HOUR 0330 TO 0430 VOLUME 408												AM TOTAL 188	
		PM PEAK HOUR 0330 TO 0430 VOLUME 408																								PM TOTAL 3114	

08/26/08	TUESDAY	AM HOURS												PM HOURS												DAILY TOTAL	
COUNT	IDENTIFIER	HPMS	1	2	3	4	5	6	7	8	9	10	11	12	1	2	3	4	5	6	7	8	9	10	11	12	TOT
19	10	8	9	35	103	205	244	248	296	287	375	370	351	374	379	367	422	299	254	220	105	63	35	5078			
		AM PEAK HOUR 1100 TO 1200 VOLUME 375												PM PEAK HOUR 0445 TO 0545 VOLUME 430												AM TOTAL 1839	
		PM PEAK HOUR 0445 TO 0545 VOLUME 430																								PM TOTAL 3239	

08/27/08	WEDNESDAY	AM HOURS												PM HOURS												DAILY TOTAL	
COUNT	IDENTIFIER	HPMS	1	2	3	4	5	6	7	8	9	10	11	12	1	2	3	4	5	6	7	8	9	10	11	12	TOT
21	10	18	11	32	113	196	237	193	250	273	309	337	320	359	382	415	379	356	282	268	144	61	45	5011			
		AM PEAK HOUR 1100 TO 1200 VOLUME 309												PM PEAK HOUR 0330 TO 0430 VOLUME 441												AM TOTAL 1663	
		PM PEAK HOUR 0330 TO 0430 VOLUME 441																								PM TOTAL 3348	

SR 500 MP 018.75 OFF SYSTEM ID. LEG 1 DIRECTION OF TRAFFIC SOUTHBOUND LANE ALL OF

COUNT IDENTIFIER HPMS COUNTER NUMBER 352283 DESCRIPTION: ON SR 500 N/O NE 15TH AVE

08/28/08 THURSDAY		AM HOURS												PM HOURS					DAILY TOTAL							
COUNT	IDENTIFIER	1	2	3	4	5	6	7	8	9	10	11	12	1	2	3	4	5	6	7	8	9	10	11	12	TOTAL
12	1	1	2	3	4	5	6	7	8	9	10	11	12	1	2	3	4	5	6	7	8	9	10	11	12	5089
5	6	2	2	2	9	8	54	42	48	60	64	89	94	78	84	98	85	117	108	73	57	39	14	10	373	
3	2	5	3	5	5	42	50	44	68	69	84	82	90	106	106	83	122	83	61	81	31	24	9	486		
1	3	4	1	10	34	57	70	76	55	65	75	94	92	99	82	82	89	126	69	57	60	27	16	3		
2	5	5	4	8	35	55	70	70	76	66	89	107	75	98	117	121	105	74	55	43	29	15	5	5		
TOT	11	16	11	10	32	102	208	232	238	259	264	337	377	353	365	403	378	470	334	246	241	126	69	27	5089	

AM PEAK HOUR 1100 TO 1200 VOLUME 337  
 PM PEAK HOUR 0445 TO 0545 VOLUME 486

08/29/08 FRIDAY		AM HOURS												PM HOURS					DAILY TOTAL							
COUNT	IDENTIFIER	1	2	3	4	5	6	7	8	9	10	11	12	1	2	3	4	5	6	7	8	9	10	11	12	TOTAL
12	1	1	2	3	4	5	6	7	8	9	10	11	12	1	2	3	4	5	6	7	8	9	10	11	12	373
6	8	5	5	5	13	17	29																			373
7	4	6	2	2	3	20	43																			486
5	4	6	2	9	23	57																				
6	1	4	4	2	9	30	47																			
TOT	24	17	21	11	34	90	176																		373	

AM PEAK HOUR 0600 TO 0700 VOLUME 176  
 PM PEAK HOUR 0000 TO 0000 VOLUME 0

08/25/08 THRU 08/29/08 TOTAL HOURS FOR COUNT 91

3 DAYS AVG WEEKDAY VOL 5059 X SEASONAL ADJ. FACTOR 0.8500 = 4300 X AXLE CORR FACTOR 0.9414 = ESTIMATED AVG DAILY TRAFFIC 4048

FACTOR GROUP GR-05

FACTOR GROUP GR-A2

TRIP SYSTEM  
15 MINUTE TRAFFIC COUNT SUMMARY

SR 500 MP 018.75 OFF SYSTEM ID. LEG 1 DIRECTION OF TRAFFIC NORTHBOUND LANE ALL OF

COUNT IDENTIFIER HPMS COUNTER NUMBER 355875 DESCRIPTION: ON SR 500 N/O NE 15TH AVE

08/25/08	MONDAY	AM HOURS												DAILY TOTAL												
		1	2	3	4	5	6	7	8	9	10	11	12													
12	1	2	3	4	5	6	7	8	9	10	11	12	1	2	3	4	5	6	7	8	9	10	11	12	139	
													87	79	69	93	88	110	108	74	40	26	21	11		
15-30	10	1	1	1	1	10	41	33	39	37	45	54	71	69	62	66	91	107	66	56	49	27	5	9		
30-45	8	2	2	3	2	18	52	43	43	49	53	65	91	84	67	106	118	107	55	40	23	11	3			
45-00	4	1	1	1	1	14	26	51	51	58	77	80	79	86	68	81	90	102	64	47	43	25	13	4		
TOT	34	4	12	8	6	48	89	197	187	183	205	264	287	265	311	346	366	481	399	246	217	132	62	38	3119	
									AM PEAK HOUR 1100 TO 1200 VOLUME	264											AM TOTAL	1237				
									PM PEAK HOUR 0445 TO 0545 VOLUME	484												PM TOTAL	3150			

08/26/08	TUESDAY	AM HOURS												DAILY TOTAL												
		1	2	3	4	5	6	7	8	9	10	11	12													
12	1	2	3	4	5	6	7	8	9	10	11	12	1	2	3	4	5	6	7	8	9	10	11	12	139	
													38	33	57	72	88	91	75	79	88	82	88	13		
15-30	4	5	3	1	2	12	16	43	43	61	56	69	69	85	82	82	88	95	112	92	61	49	38	12		
30-45	3	5	4	2	5	20	28	42	48	66	52	87	82	75	73	82	81	103	81	46	57	30	12	11		
45-00	2	2	3	6	4	13	24	37	63	54	58	63	81	87	77	100	100	118	58	53	45	20	11	7		
TOT	14	15	20	11	13	50	80	174	187	238	223	291	319	338	307	349	386	465	330	220	206	117	55	40	4448	
									AM PEAK HOUR 1100 TO 1200 VOLUME	291												AM TOTAL	1316			
									PM PEAK HOUR 0500 TO 0600 VOLUME	465													PM TOTAL	3132		

08/27/08	WEDNESDAY	AM HOURS												DAILY TOTAL												
		1	2	3	4	5	6	7	8	9	10	11	12													
12	1	2	3	4	5	6	7	8	9	10	11	12	1	2	3	4	5	6	7	8	9	10	11	12	139	
													13	19	13	33	39	37	45	54	76	66	82	78		
15-30	10	1	4	1	3	10	19	41	54	44	49	68	71	59	66	82	79	90	138	105	66	65	41	20		
30-45	8	2	2	3	2	18	31	52	43	51	53	65	70	91	88	88	84	123	109	56	54	34	17	10		
45-00	4	1	1	1	1	14	26	71	51	51	58	77	80	70	72	101	103	100	90	60	50	27	11	6		
TOT	34	4	12	8	6	48	89	197	187	183	205	264	287	265	311	346	366	481	399	246	217	132	62	38	4387	
									AM PEAK HOUR 1100 TO 1200 VOLUME	264												AM TOTAL	1237			
									PM PEAK HOUR 0445 TO 0545 VOLUME	484													PM TOTAL	3150		

STATE OF WASHINGTON - DEPARTMENT OF TRANSPORTATION  
TRIP SUMMARY  
15 MINUTE TRAFFIC COUNT SUMMARY

SR 500 MP 018.75 OFF SYSTEM ID. LEG 1 DIRECTION OF TRAFFIC NORTHBOUND LANE ALL OF

COUNT IDENTIFIER	HPMS	COUNTER NUMBER	355875	DESCRIPTION: ON SR 500 N/O NE 15TH AVE
08/28/08 THURSDAY				
12	1	2	3	4
1	2	3	4	5
00-15	5	3	2	5
15-30	5	7	5	10
30-45	8	3	3	14
45-00	2	1	1	4
HOUR				
TOT	20	12	12	4

AM PEAK HOUR 1100 TO 1200 VOLUME 287  
PM PEAK HOUR 0500 TO 0600 VOLUME 488

AM TOTAL 1235  
PM TOTAL 3226

AM PEAK HOUR 0600 TO 0700 VOLUME 70  
PM PEAK HOUR 0000 TO 0000 VOLUME 0

08/29/08 FRIDAY	1	2	3	4	5	6	7	8	9	10	11	12	DAILY TOTAL
12	1	2	3	4	5	6	7	8	9	10	11	12	208
1	2	3	4	5	6	7	8	9	10	11	12		
00-15	10	7	3	1	4	8	9						
15-30	7	5	3	3	5	8	15						
30-45	7	3	6	1	24	17							
45-00	3	2	6	2	1	16	29						
HOUR													
TOT	27	17	18	7	13	56	70						208

08/25/08 THRU 08/29/08  
TOTAL HOURS FOR COUNT 91

3 DAYS  
AVG WEEKDAY VOL 4432 X SEASONAL ADJ. FACTOR 0.8500 = 3767 X AXLE CORR FACTOR 0.9414 = ESTIMATED AVG DAILY TRAFFIC 3546

FACTOR GROUP GR-05

FACTOR GROUP GR-A2

STATE OF WASHINGTON - DEPARTMENT OF TRANSPORTATION  
TRIP SYSTEM  
15 MINUTE TRAFFIC COUNT SUMMARY

SR 500 MP 018.75 OFF SYSTEM ID. LEG 1 DIRECTION OF TRAFFIC BOTH WAYS LANE ALL OF

COUNT IDENTIFIER HPMS COUNTER NUMBER 355875 DESCRIPTION: ON SR 500 N/O NE 15TH AVE

08/25/08	MONDAY	AM HOURS												PM HOURS												DAILY TOTAL
		1	2	3	4	5	6	7	8	9	10	11	12	1	2	3	4	5	6	7	8	9	10	11	12	
12	1	2	3	4	5	6	7	8	9	10	11	12	1	2	3	4	5	6	7	8	9	10	11	12	327	
		AM PEAK HOUR 0000 TO 0600 VOLUME 837												PM PEAK HOUR 0500 TO 0600 VOLUME 0												6094
		AM PEAK HOUR 1100 TO 1200 VOLUME 837												PM PEAK HOUR 0445 TO 0545 VOLUME 877												2900
		AM TOTAL 327												PM TOTAL 6094												6421

08/26/08	TUESDAY	AM HOURS												PM HOURS												DAILY TOTAL
		1	2	3	4	5	6	7	8	9	10	11	12	1	2	3	4	5	6	7	8	9	10	11	12	
12	1	2	3	4	5	6	7	8	9	10	11	12	1	2	3	4	5	6	7	8	9	10	11	12	9526	
		AM PEAK HOUR 0500 TO 0600 VOLUME 887												PM PEAK HOUR 0500 TO 0600 VOLUME 887												3155
		AM PEAK HOUR 1100 TO 1200 VOLUME 887												PM PEAK HOUR 0445 TO 0545 VOLUME 877												6371
		AM TOTAL 887												PM TOTAL 887												1774

08/27/08	WEDNESDAY	AM HOURS												PM HOURS												DAILY TOTAL
		1	2	3	4	5	6	7	8	9	10	11	12	1	2	3	4	5	6	7	8	9	10	11	12	
12	1	2	3	4	5	6	7	8	9	10	11	12	1	2	3	4	5	6	7	8	9	10	11	12	9398	
		AM PEAK HOUR 0500 TO 0600 VOLUME 887												PM PEAK HOUR 0445 TO 0545 VOLUME 877												3155
		AM PEAK HOUR 1100 TO 1200 VOLUME 887												PM PEAK HOUR 0445 TO 0545 VOLUME 877												6371
		AM TOTAL 887												PM TOTAL 877												1764

SR 500 MP 018.75 OFF SYSTEM ID. LEG 1 DIRECTION OF TRAFFIC BOTH WAYS LANE ALL OF

COUNT IDENTIFIER HPMS COUNTER NUMBER 355875 DESCRIPTION: ON SR 500 N/O NE 15TH AVE

08/28/08	THURSDAY	AM HOURS												DAILY TOTAL											
		1	2	3	4	5	6	7	8	9	10	11	12												
12	1	2	3	4	5	6	7	8	9	10	11	12	1	2	3	4	5	6	7	8	9	10	11	12	
1	2	3	4	5	6	7	8	9	10	11	12	1	2	3	4	5	6	7	8	9	10	11	12		
00-15	10	6	5	4	14	19	66	72	88	100	105	152	177	160	134	202	188	259	207	129	113	86	34	27	
15-30	8	9	10	4	5	34	58	89	82	118	129	159	147	167	160	194	166	227	173	131	119	61	48	19	
30-45	9	6	7	1	13	51	78	111	118	116	125	156	176	145	180	179	193	247	153	132	108	47	27	14	
45-00	4	7	1	5	12	47	102	125	118	123	117	157	180	147	209	238	225	225	155	108	76	49	35	19	
TOT	31	28	23	14	44	151	304	397	406	457	476	624	680	619	683	813	772	958	688	500	416	243	144	79	9550
									AM PEAK HOUR 1100 TO 1200 VOLUME												AM TOTAL				2955
									PM PEAK HOUR 0500 TO 0600 VOLUME												PM TOTAL				6595

08/29/08	FRIDAY	AM HOURS												DAILY TOTAL											
		1	2	3	4	5	6	7	8	9	10	11	12												
12	1	2	3	4	5	6	7	8	9	10	11	12	1	2	3	4	5	6	7	8	9	10	11	12	
1	2	3	4	5	6	7	8	9	10	11	12	1	2	3	4	5	6	7	8	9	10	11	12		
00-15	16	15	8	6	17	25	38																		
15-30	14	9	9	5	6	28	58																		
30-45	12	7	12	3	14	47	74																		
45-00	9	3	10	4	10	46	76																		
TOT	51	34	39	18	47	146	246																		
									AM PEAK HOUR 0600 TO 0700 VOLUME												AM TOTAL				581
									PM PEAK HOUR 0000 TO 0000 VOLUME												PM TOTAL				0

08/25/08 THRU 08/29/08 TOTAL HOURS FOR COUNT 91

3 DAYS AVG WEEKDAY VOL 9491 X SEASONAL ADJ. FACTOR 0.8500 = 8067 X AXLE CORR FACTOR 0.9414 = ESTIMATED AVG DAILY TRAFFIC 7594

PEAK HOUR PERCENTAGES: K = 10.09 D = 50.73  
 PEAK HOUR LOCATION : VOLUME = 958 DATE: 08/28/08 TIME: 04:45 PM





Interval  60 min.  15 min.  
 Binned(CL/SP)  Count(volume)  
Lane No  1  2

---

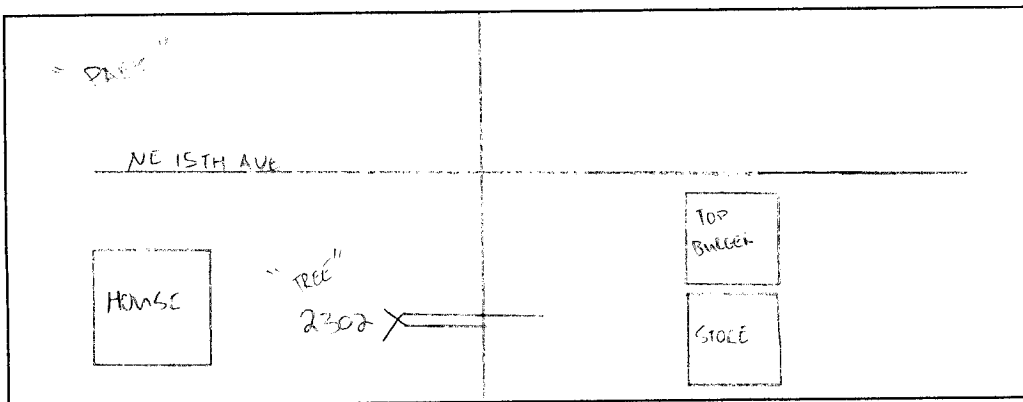
Direction Channel 1            BW  
Direction Channel 2            SB  
Data Hog #                     

Counter No. 352302 Count ID HPMS  
SR 500 RRT/RRQ                      MP 18.75  
Leg 2 Direction See 1,2 OSID           

Station Description \_ ON SR 500 S/O NE 15TH AVE

Date	Day	Time	Comments			
8/25/08	2	1126	Manual (1) 5 (2) 3 Counter (1) 5 (2) 3	SET OK	JM/RT	6.6
8/26	3	0905	Manual (1) 35 (2) 22 Counter (1) 35 (2) 22	CHECK OK	JM/RT	7.2
8/27	4	0819	Manual (1) 5 (2) 2 Counter (1) 5 (2) 2	CHECK OK	JM/RT	6.5
8/28	5	1031	Manual (1) 26 (2) 17 Counter (1) 28 (2) 17	CHECK OK AC=2	JM/RT	7.2
8/29	6	0706	Manual (1) 1 (2) 1 Counter (1) 1 (2) 1	P/U OK	JM/RT	6.5

Sketch



RT/SM  
Field Person

SR 500 MP 018.75 OFF SYSTEM ID. LEG 2 DIRECTION OF TRAFFIC SOUTHBOUND LANE ALL OF

COUNT IDENTIFIER HPMS COUNTER NUMBER 352302 DESCRIPTION: ON SR 500 S/O NE 15TH AVE

08/25/08	MONDAY	AM HOURS	PM HOURS	TOTAL
12	1	2	3	4
1	2	3	4	5
00-15				
15-30				
30-45				
45-00				
HOUR				
TOT				

AM PEAK HOUR 0000 TO 0000 VOLUME 0  
 PM PEAK HOUR 0500 TO 0600 VOLUME 318  
 AM TOTAL 137  
 PM TOTAL 2440

08/26/08	TUESDAY	AM HOURS	PM HOURS	TOTAL
12	1	2	3	4
1	2	3	4	5
00-15				
15-30				
30-45				
45-00				
HOUR				
TOT				

AM PEAK HOUR 1100 TO 1200 VOLUME 255  
 PM PEAK HOUR 0445 TO 0545 VOLUME 333  
 AM TOTAL 1145  
 PM TOTAL 2573

08/27/08	WEDNESDAY	AM HOURS	PM HOURS	TOTAL
12	1	2	3	4
1	2	3	4	5
00-15				
15-30				
30-45				
45-00				
HOUR				
TOT				

AM PEAK HOUR 1100 TO 1200 VOLUME 232  
 PM PEAK HOUR 0500 TO 0600 VOLUME 311  
 AM TOTAL 1042  
 PM TOTAL 2532

SR 500 MP 018.75 OFF SYSTEM ID. LEG 2 DIRECTION OF TRAFFIC SOUTHBOUND LANE ALL OF

COUNT IDENTIFIER HPMS COUNTER NUMBER 352302 DESCRIPTION: ON SR 500 S/O NE 15TH AVE

08/28/08	THURSDAY	AM HOURS												PM HOURS												DAILY TOTAL
		1	2	3	4	5	6	7	8	9	10	11	12	1	2	3	4	5	6	7	8	9	10	11	12	
12	1	2	3	4	5	6	7	8	9	10	11	12	1	2	3	4	5	6	7	8	9	10	11	12	188	
1	2	3	4	5	6	7	8	9	10	11	12	1	2	3	4	5	6	7	8	9	10	11	12	188		
4	7	2	1	5	2	21	21	28	43	55	64	67	61	56	69	68	93	85	68	45	40	13	9	188		
15-30	3	2	2	1	3	7	21	25	44	55	60	60	75	62	77	55	91	72	53	64	27	20	6	188		
30-45	4	4	2	5	18	21	42	52	43	50	56	84	77	71	62	72	91	60	54	47	20	15	4	188		
45-00	2	5	2	4	15	31	44	39	52	46	64	80	58	68	80	90	87	64	45	31	24	16	6	188		
TOT	9	18	6	4	42	94	132	145	182	206	244	291	271	257	288	285	362	281	220	187	111	64	25	3741		
		AM PEAK HOUR 1100 TO 1200 VOLUME 244												PM PEAK HOUR 0445 TO 0545 VOLUME 365												AM TOTAL 1099
		PM PEAK HOUR 0445 TO 0545 VOLUME 365												AM PEAK HOUR 0600 TO 0700 VOLUME 73												PM TOTAL 2642

08/29/08	FRIDAY	AM HOURS												PM HOURS												DAILY TOTAL
		1	2	3	4	5	6	7	8	9	10	11	12	1	2	3	4	5	6	7	8	9	10	11	12	
12	1	2	3	4	5	6	7	8	9	10	11	12	1	2	3	4	5	6	7	8	9	10	11	12	188	
1	2	3	4	5	6	7	8	9	10	11	12	1	2	3	4	5	6	7	8	9	10	11	12	188		
5	8	3	2	4	6	8	8	10	10	11	12	1	2	3	4	5	6	7	8	9	10	11	12	188		
15-30	5	4	5	1	4	6	22	22	44	55	60	60	77	62	77	55	91	72	53	64	27	20	6	188		
30-45	5	4	5	2	4	11	22	22	44	55	60	60	77	62	77	55	91	72	53	64	27	20	6	188		
45-00	6	3	6	1	9	21	21	39	52	46	64	80	58	68	80	90	87	64	45	31	24	16	6	188		
TOT	21	19	19	6	18	32	73	145	182	206	244	291	271	257	288	285	362	281	220	187	111	64	25	188		
		AM PEAK HOUR 0600 TO 0700 VOLUME 73												PM PEAK HOUR 0000 TO 0000 VOLUME 0												AM TOTAL 188
		AM PEAK HOUR 0000 TO 0000 VOLUME 0												PM PEAK HOUR 0600 TO 0700 VOLUME 73												PM TOTAL 0

08/25/08 THRU 08/29/08  
TOTAL HOURS FOR COUNT 91

3 DAYS  
AVG WEEKDAY VOL 3678 X SEASONAL ADJ. FACTOR 0.8500 = 3126 X AXLE CORR FACTOR 0.9414 = ESTIMATED AVG DAILY TRAFFIC 2943

FACTOR GROUP GR-05

FACTOR GROUP GR-A2

SR 500 MP 018.75 OFF SYSTEM ID. LEG 2 DIRECTION OF TRAFFIC NORTHBOUND LANE ALL OF

COUNT IDENTIFIER HPMS COUNTER NUMBER 3525202 DESCRIPTION: ON SR 500 S/O NE 15TH AVE

08/25/08	MONDAY	AM HOURS												PM HOURS												DAILY TOTAL		
COUNT	12	1	2	3	4	5	6	7	8	9	10	11	12	1	2	3	4	5	6	7	8	9	10	11	12			
	12	1	2	3	4	5	6	7	8	9	10	11	12	1	2	3	4	5	6	7	8	9	10	11	12			
TOT	12	1	2	3	4	5	6	7	8	9	10	11	12	1	2	3	4	5	6	7	8	9	10	11	12	116		
																											2482	
																												116
																												2482

AM PEAK HOUR 0000 TO 0000 VOLUME 0  
PM PEAK HOUR 0500 TO 0600 VOLUME 365

08/26/08	TUESDAY	AM HOURS												PM HOURS												DAILY TOTAL		
COUNT	12	1	2	3	4	5	6	7	8	9	10	11	12	1	2	3	4	5	6	7	8	9	10	11	12			
	12	1	2	3	4	5	6	7	8	9	10	11	12	1	2	3	4	5	6	7	8	9	10	11	12			
TOT	16	12	17	9	12	42	68	140	150	183	181	247	258	279	246	260	332	385	284	174	183	94	50	31			3653	
																												1077
																												2576

AM PEAK HOUR 1100 TO 1200 VOLUME 247  
PM PEAK HOUR 0500 TO 0600 VOLUME 385

08/27/08	WEDNESDAY	AM HOURS												PM HOURS												DAILY TOTAL		
COUNT	12	1	2	3	4	5	6	7	8	9	10	11	12	1	2	3	4	5	6	7	8	9	10	11	12			
	12	1	2	3	4	5	6	7	8	9	10	11	12	1	2	3	4	5	6	7	8	9	10	11	12			
TOT	26	4	10	7	5	39	77	162	151	148	176	228	250	225	241	303	302	388	314	200	182	110	51	26			3625	
																												1033
																												2592

AM PEAK HOUR 1100 TO 1200 VOLUME 228  
PM PEAK HOUR 0500 TO 0600 VOLUME 388

DOT-RNB515A-B

STATE OF WASHINGTON - DEPARTMENT OF TRANSPORTATION  
TRIP SYSTEM  
15 MINUTE TRAFFIC COUNT SUMMARY

DATE 01/15/09  
TIME 06:59:54  
PAGE 82

SR 500 MP 018.75 OFF SYSTEM ID. LEG 2 DIRECTION OF TRAFFIC NORTHBOUND LANE ALL OF

COUNT IDENTIFIER HPMS COUNTER NUMBER 352302 DESCRIPTION: ON SR 500 S/O NE 15TH AVE

08/28/08 THURSDAY		AM HOURS												PM HOURS												DAILY TOTAL
		1	2	3	4	5	6	7	8	9	10	11	12	1	2	3	4	5	6	7	8	9	10	11	12	
00-15	3	1	4	2	2	7	8	24	35	27	34	55	80	65	47	88	72	111	81	52	46	41	15	12	12	
15-30	3	5	4	1	1	7	13	33	41	49	68	47	53	57	80	74	96	73	61	32	24	19	10	10	10	
30-45	8	3	2	2	2	17	18	40	35	48	52	64	70	62	82	83	80	80	67	38	15	11	10	10	10	
45-00	2	1	1	1	4	10	35	45	40	34	54	63	66	79	95	87	90	66	41	26	19	14	8	8	8	
TOT	16	10	11	4	8	41	74	142	142	150	189	250	263	247	245	345	316	377	300	221	142	99	59	40	3691	

AM PEAK HOUR 1100 TO 1200 VOLUME 250  
PM PEAK HOUR 0500 TO 0600 VOLUME 377

AM TOTAL 1037  
PM TOTAL 2654

08/29/08 FRIDAY		AM HOURS												PM HOURS												DAILY TOTAL
		1	2	3	4	5	6	7	8	9	10	11	12	1	2	3	4	5	6	7	8	9	10	11	12	
00-15	6	4	2	3	3	6	8	24	35	27	34	55	80	65	47	88	72	111	81	52	46	41	15	12	12	
15-30	5	4	3	3	4	7	13	33	41	49	68	47	53	57	80	74	96	73	61	32	24	19	10	10	10	
30-45	5	6	4	4	4	23	15	40	35	48	52	64	70	62	82	83	80	80	67	38	15	11	10	10	10	
45-00	2	2	5	2	1	11	24	40	34	54	63	66	79	95	87	90	66	41	26	19	14	8	8	8	8	
TOT	18	16	14	8	9	47	60	142	142	150	189	250	263	247	245	345	316	377	300	221	142	99	59	40	3691	

AM PEAK HOUR 0600 TO 0700 VOLUME 60  
PM PEAK HOUR 0000 TO 0000 VOLUME 0

AM TOTAL 172  
PM TOTAL 0

08/25/08 THRU 08/29/08  
TOTAL HOURS FOR COUNT 91

3 DAYS AVG WEEKDAY VOL 3656 X SEASONAL ADJ. FACTOR 0.8500 = 3108 X AXLE CORR FACTOR 0.9414 = ESTIMATED AVG DAILY TRAFFIC 2926

FACTOR GROUP GR-05

FACTOR GROUP GR-A2

SR 500 MP 018.75 OFF SYSTEM ID. LEG 2 DIRECTION OF TRAFFIC BOTH WAYS LANE ALL OF

COUNT IDENTIFIER HPMS COUNTER NUMBER 352302 DESCRIPTION: ON SR 500 S/O NE 15TH AVE

Table with columns for time intervals (00-15, 15-30, 30-45, 45-00, HOUR, TOT) and 24 hours (AM and PM) for 08/25/08 MONDAY. Includes AM/PM PEAK HOUR and VOLUME.

Table with columns for time intervals and 24 hours for 08/26/08 TUESDAY. Includes AM/PM PEAK HOUR and VOLUME.

Table with columns for time intervals and 24 hours for 08/27/08 WEDNESDAY. Includes AM/PM PEAK HOUR and VOLUME.

SR 500 MP 018.75 OFF SYSTEM ID. LEG 2 DIRECTION OF TRAFFIC BOTH WAYS LANE ALL OF  
 COUNT IDENTIFIER HPMS COUNTER NUMBER 352302 DESCRIPTION: ON SR 500 S/O NE 15TH AVE

08/28/08 THURSDAY	AM HOURS	PM HOURS	AM TOTAL	PM TOTAL	DAILY TOTAL
12	1	2	3	4	7
	2	3	4	5	9
	3	4	5	6	10
	4	5	6	7	11
	5	6	7	8	12
00-15	7	8	9	10	27
15-30	6	7	8	9	26
30-45	8	7	6	5	26
45-00	4	6	1	3	14
TOT	25	28	17	8	732

08/29/08 FRIDAY	AM HOURS	PM HOURS	AM TOTAL	PM TOTAL	DAILY TOTAL
12	1	2	3	4	7
	2	3	4	5	9
	3	4	5	6	10
	4	5	6	7	11
	5	6	7	8	12
00-15	11	12	5	7	18
15-30	10	8	4	5	15
30-45	10	10	9	8	18
45-00	8	5	11	3	14
TOT	39	35	33	14	77

08/25/08 THRU 08/29/08 TOTAL HOURS FOR COUNT 91

3 DAYS AVG WEEKDAY VOL 7334 X SEASONAL ADJ. FACTOR 0.8500 = 6234 X AXLE CORR FACTOR 0.9414 = ESTIMATED AVG DAILY TRAFFIC 5869  
 PEAK HOUR PERCENTAGES: K = 10.08 D = 50.61  
 PEAK HOUR LOCATION : VOLUME = 739 DATE: 08/28/08 TIME: 04:45 PM