

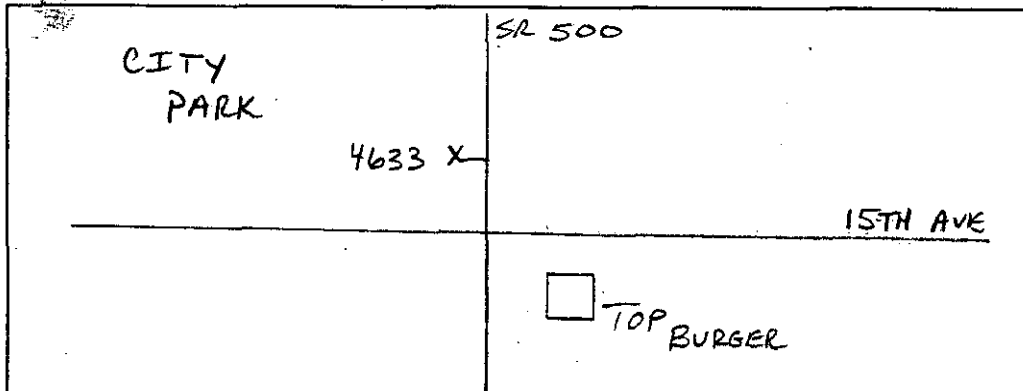


<p>Interval <input type="checkbox"/> 60 min. <input checked="" type="checkbox"/> 15 min.</p> <p><input type="checkbox"/> Binned(CL/SP) <input checked="" type="checkbox"/> Count(volume)</p> <p>Lane No <input type="checkbox"/> 1 <input type="checkbox"/> 2</p> <hr/> <p>Direction Channel 1 _____</p> <p>Direction Channel 2 _____</p> <p>Unique ID# _____</p>	<p>Counter No. <u>454633</u> Count ID <u>HPMS</u></p> <p>SR <u>500</u> RRT/RRQ _____ MP <u>18.75</u></p> <p>Leg <u>1</u> Direction <u>SB</u> OSID _____</p>
---	---

Station Description ON SR 500 N/O NE 15TH AVE

Date	Day	Time	Manual (1) _____ (2) _____	Counter (1) _____ (2) _____	Comments
11-5-12	2	1252	5 (2)	5 (2)	Set Cntrs OK TWB 6.4
11-6-12	3	0926	18 (2)	18 (2)	Check Cntrs OK TWB 6.4
11-7-12	4	0924	14 (2)	14 (2)	Check Cntrs OK TWB 6.4
11-8-12	5	1300	19 (2)	19 (2)	Check Cntrs OK TWB 6.4
11-9-12	6	0822	1 (2)	1 (2)	P/U Cntrs OK TWB 6.4

Sketch



T. BRECHSEL  
Field Person



Interval  60 min.  15 min.  
 Binned(CL/SP)  Count(volume)  
Lane No  1  2

---

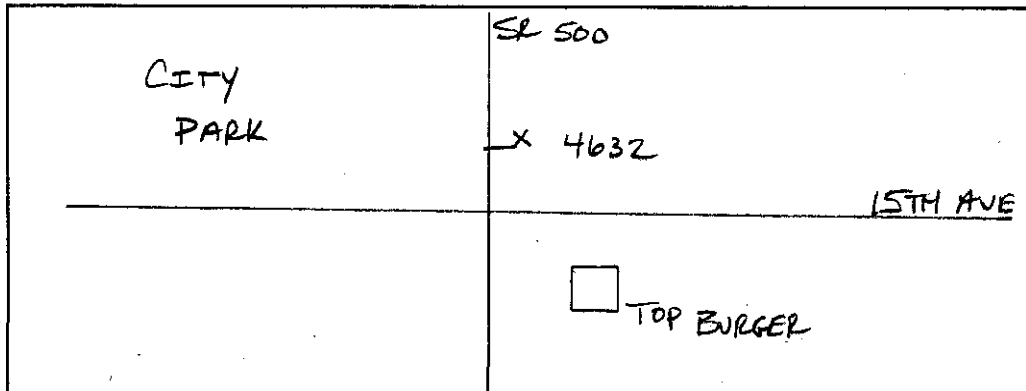
Direction Channel 1 \_\_\_\_\_  
Direction Channel 2 \_\_\_\_\_  
Unique ID# \_\_\_\_\_

Counter No. 454632 Count ID HPMS  
SR 500 RRT/RRQ MP 18.75  
Leg 1 Direction NB OSID \_\_\_\_\_

Station Description ON SR 500 N/O NE 15TH AVE

Date	Day	Time	Comments				
11-5-12	2	1254	Manual (1) <u>5</u> (2) _____ Counter (1) <u>5</u> (2) _____	Set Cntrs	OK	TWB	6.4
11-6-12	3	0932	Manual (1) <u>12</u> (2) _____ Counter (1) <u>12</u> (2) _____	Check Cntrs	OK	TWB	6.4
11-7-12	4	0930	Manual (1) <u>8</u> (2) _____ Counter (1) <u>8</u> (2) _____	Check Cntrs	OK	TWB	6.4
11-8-12	5	1255	Manual (1) <u>35</u> (2) _____ Counter (1) <u>35</u> (2) _____	Check Cntrs	OK	TWB	6.4
11-9-12	6	0825	Manual (1) <u>1</u> (2) _____ Counter (1) <u>1</u> (2) _____	P/U Cntrs	OK	TWB	6.4

Sketch



T. BRECKEL  
Field Person

SR 500 MP 018.75 OFF SYSTEM ID. LEG 1 DIRECTION OF TRAFFIC SOUTHBOUND LANE ALL OF

COUNT IDENTIFIER HPMS COUNTER NUMBER 454633 DESCRIPTION: ON SR 500 N/O NE 15TH AVE

COUNT IDENTIFIER	HPMS	AM HOURS												PM HOURS	AM TOTAL	PM TOTAL	DAILY TOTAL										
		1	2	3	4	5	6	7	8	9	10	11	12														
11/05/12 MONDAY		2	3	4	5	6	7	8	9	10	11	12	1	2	3	4	5	6	7	8	9	10	11	12	0	2736	0
00-15																											
15-30																											
30-45																											
45-00																											
TOT																											

COUNT IDENTIFIER	HPMS	AM HOURS												PM HOURS	AM TOTAL	PM TOTAL	DAILY TOTAL										
		1	2	3	4	5	6	7	8	9	10	11	12														
11/06/12 TUESDAY		2	3	4	5	6	7	8	9	10	11	12	1	2	3	4	5	6	7	8	9	10	11	12	0	2736	0
00-15																											
15-30																											
30-45																											
45-00																											
TOT																											

COUNT IDENTIFIER	HPMS	AM HOURS												PM HOURS	AM TOTAL	PM TOTAL	DAILY TOTAL										
		1	2	3	4	5	6	7	8	9	10	11	12														
11/07/12 WEDNESDAY		2	3	4	5	6	7	8	9	10	11	12	1	2	3	4	5	6	7	8	9	10	11	12	0	2736	0
00-15																											
15-30																											
30-45																											
45-00																											
TOT																											

AM PEAK HOUR 0730 TO 0830 VOLUME 352  
 PM PEAK HOUR 0330 TO 0430 VOLUME 418

AM PEAK HOUR 0700 TO 0800 VOLUME 360  
 PM PEAK HOUR 0430 TO 0530 VOLUME 427

SR 500 MP 018.75 OFF SYSTEM ID. LEG 1 DIRECTION OF TRAFFIC SOUTHBOUND LANE-ALL OF

COUNT IDENTIFIER HPMS COUNTER NUMBER 454633 DESCRIPTION: ON SR 500 N/O NE 15TH AVE

11/08/12	THURSDAY	AM HOURS												PM HOURS												DAILY TOTAL
		1	2	3	4	5	6	7	8	9	10	11	12	1	2	3	4	5	6	7	8	9	10	11	12	
12	1	2	3	4	5	6	7	8	9	10	11	12	1	2	3	4	5	6	7	8	9	10	11	12	1940	
1	2	3	4	5	6	7	8	9	10	11	12	1	2	3	4	5	6	7	8	9	10	11	12	2970		
8	2	1	2	3	17	48	49	64	81	77	81	88	66	90	106	106	98	106	60	59	43	22	12	6		
15-30	3	2	1	4	20	47	78	61	73	61	78	69	82	84	108	108	108	100	66	46	39	17	14	6		
30-45	3	2	5	2	21	71	107	57	52	84	96	74	73	107	102	102	92	105	74	31	33	13	14	3		
45-00	3	1	1	6	32	65	129	104	62	75	84	81	76	132	112	112	99	98	70	35	26	12	10	3		
TOT	17	6	8	14	21	90	231	363	286	268	297	339	297	413	428	397	409	270	171	141	64	50	18	4910		
									AM PEAK HOUR 0715 TO 0815 VOLUME																378	
									PM PEAK HOUR 0230 TO 0330 VOLUME																453	
																									AM TOTAL 1940	
																									PM TOTAL 2970	

11/09/12	FRIDAY	AM HOURS												PM HOURS												DAILY TOTAL
		1	2	3	4	5	6	7	8	9	10	11	12 <th>1</th> <th>2</th> <th>3</th> <th>4</th> <th>5</th> <th>6</th> <th>7</th> <th>8</th> <th>9</th> <th>10</th> <th>11</th> <th>12 </th>	1	2	3	4	5	6	7	8	9	10	11	12	
12	1	2	3	4	5	6	7	8	9	10	11	12	1	2	3	4	5	6	7	8	9	10	11	12	791	
1	2	3	4	5	6	7	8	9	10	11	12	1	2	3	4	5	6	7	8	9	10	11	12	0		
6	2	1	4	2	12	41	57	64	81	77	81	88	66	90	106	106	98	106	60	59	43	22	12	6		
15-30	4	3	2	8	12	48	67	78	61	73	61	78	69	82	108	108	108	100	66	46	39	17	14	6		
30-45	4	2	1	2	29	58	83	107	57	52	84	96	74	107	102	102	92	105	74	31	33	13	14	3		
45-00	6	1	1	5	12	64	133	104	62	75	84	81	76	132	112	112	99	98	70	35	26	12	10	3		
TOT	20	8	5	14	29	89	211	340	286	268	297	339	297	413	428	397	409	270	171	141	64	50	18	4910		
									AM PEAK HOUR 0715 TO 0815 VOLUME																358	
									PM PEAK HOUR 0000 TO 0000 VOLUME																0	
																									AM TOTAL 791	
																									PM TOTAL 0	

11/05/12 THRU 11/09/12 TOTAL HOURS FOR COUNT 91

3 DAYS AVG WEEKDAY VOL 4819 X SEASONAL ADJ. FACTOR 1.0900 = 5253 X AXLE CORR FACTOR 0.9797 = ESTIMATED AVG DAILY TRAFFIC 5146

FACTOR GROUP GR-05

FACTOR GROUP GR-B2

SR 500 MP 018.75 OFF SYSTEM ID. LEG 1 DIRECTION OF TRAFFIC NORTHBOUND LANE ALL OF  
COUNT IDENTIFIER HPMS COUNTER NUMBER 454632 DESCRIPTION: ON SR 500 N/O NE 15TH AVE

11/05/12 MONDAY	AM HOURS												PM HOURS												DAILY TOTAL		
	12	1	2	3	4	5	6	7	8	9	10	11	12	1	2	3	4	5	6	7	8	9	10	11		12	
00-15																											
15-30	12	1	2	3	4	5	6	7	8	9	10	11	12	1	2	3	4	5	6	7	8	9	10	11	12		
30-45	1																										
45-00																											
TOT																											
	AM PEAK HOUR 0000 TO 0000 VOLUME 274												PM PEAK HOUR 0445 TO 0545 VOLUME 409												AM TOTAL 81	PM TOTAL 31	DAILY TOTAL 2533

11/06/12 TUESDAY	AM HOURS												PM HOURS												DAILY TOTAL		
	12	1	2	3	4	5	6	7	8	9	10	11	12	1	2	3	4	5	6	7	8	9	10	11		12	
00-15																											
15-30	12	1	2	3	4	5	6	7	8	9	10	11	12	1	2	3	4	5	6	7	8	9	10	11	12		
30-45	1																										
45-00																											
TOT																											
	AM PEAK HOUR 0700 TO 0800 VOLUME 222												PM PEAK HOUR 0430 TO 0530 VOLUME 452												AM TOTAL 98	PM TOTAL 42	DAILY TOTAL 4075

11/07/12 WEDNESDAY	AM HOURS												PM HOURS												DAILY TOTAL		
	12	1	2	3	4	5	6	7	8	9	10	11	12	1	2	3	4	5	6	7	8	9	10	11		12	
00-15																											
15-30	12	1	2	3	4	5	6	7	8	9	10	11	12	1	2	3	4	5	6	7	8	9	10	11	12		
30-45	1																										
45-00																											
TOT																											
	AM PEAK HOUR 0700 TO 0800 VOLUME 226												PM PEAK HOUR 0430 TO 0530 VOLUME 428												AM TOTAL 101	PM TOTAL 51	DAILY TOTAL 4267

SR 500 MP 018.75 OFF SYSTEM ID. LEG 1 DIRECTION OF TRAFFIC NORTHBOUND LANE ALL OF

COUNT IDENTIFIER HPMS COUNTER NUMBER 454632 DESCRIPTION: ON SR 500 N/O NE 15TH AVE

11/08/12 THURSDAY	AM HOURS												PM HOURS												DAILY TOTAL
	1	2	3	4	5	6	7	8	9	10	11	12	1	2	3	4	5	6	7	8	9	10	11	12	
12	1	2	3	4	5	6	7	8	9	10	11	12	1	2	3	4	5	6	7	8	9	10	11	12	1405
1	2	3	4	5	6	7	8	9	10	11	12	1	2	3	4	5	6	7	8	9	10	11	12	2803	
00-15	3	5	1	4	4	7	16	63	49	54	50	65	60	64	69	99	92	112	82	39	42	29	9	17	
15-30	4	4	2	1	5	6	65	53	43	43	54	77	68	87	64	122	78	124	74	42	23	20	15	17	
30-45	5	1	1	1	6	17	60	64	58	75	70	78	65	81	64	81	112	100	52	54	33	22	14	9	
45-00	5	2	3	6	19	44	77	76	36	60	58	85	50	81	101	91	87	49	52	35	19	8	6	6	
TOT	17	8	4	8	21	50	90	265	242	191	239	270	291	266	295	403	373	423	257	187	133	90	46	39	4208

AM PEAK HOUR 1030 TO 1130 VOLUME 277  
PM PEAK HOUR 0430 TO 0530 VOLUME 439

AM TOTAL 1405  
PM TOTAL 2803

11/09/12 FRIDAY	AM HOURS												PM HOURS												DAILY TOTAL
	1	2	3	4	5	6	7	8	9	10	11	12	1	2	3	4	5	6	7	8	9	10	11	12	
12	1	2	3	4	5	6	7	8	9	10	11	12	1	2	3	4	5	6	7	8	9	10	11	12	526
1	2	3	4	5	6	7	8	9	10	11	12	1	2	3	4	5	6	7	8	9	10	11	12	0	
00-15	5	4	2	3	4	5	15	57	67																
15-30	8	2	2	3	10	10	19	42																	
30-45	6	1	2	1	2	15	23	59																	
45-00	4	1	3	2	7	15	44	88																	
TOT	23	8	7	6	23	45	101	246	67																

AM PEAK HOUR 0715 TO 0815 VOLUME 256  
PM PEAK HOUR 0000 TO 0000 VOLUME 0

AM TOTAL 526  
PM TOTAL 0

11/05/12 THRU 11/09/12  
TOTAL HOURS FOR COUNT 91

3 DAYS FACTOR GROUP GR-05 FACTOR 1.0900 = 4559 X AXLE CORR FACTOR 0.9797 = ESTIMATED AVG DAILY TRAFFIC 4466  
AVG WEEKDAY VOL 4183 X SEASONAL ADJ. FACTOR 1.0900 = 4559 X AXLE CORR FACTOR 0.9797 = ESTIMATED AVG DAILY TRAFFIC 4466

SR 500 MP 018.75 OFF SYSTEM ID. LEG 1 DIRECTION OF TRAFFIC BOTH WAYS LANE ALL OF  
 COUNT IDENTIFIER HPMS COUNTER NUMBER 454632 DESCRIPTION: ON SR 500 N/O NE 15TH AVE

COUNT	IDENTIFIER	HPMS	AM HOURS												PM HOURS	DAILY TOTAL												
			1	2	3	4	5	6	7	8	9	10	11	12														
11/05/12	MONDAY		12	1	2	3	4	5	6	7	8	9	10	11	12	1	2	3	4	5	6	7	8	9	10	11	12	19
00-15																143	163	224	203	219	152	107	69	50	23	19		
15-30																141	169	210	209	250	155	80	47	50	19	11		
30-45																153	173	218	180	195	122	77	57	33	26	14		
45-00																167	212	223	231	169	128	74	52	29	14	9		
TOT			604	717	875	823	833	557	338	225	162	82	53	5269														

AM PEAK HOUR 0000 TO 0000 VOLUME 0  
 PM PEAK HOUR 0445 TO 0545 VOLUME 895

AM TOTAL 0  
 PM TOTAL 5269

COUNT	IDENTIFIER	HPMS	AM HOURS												PM HOURS	DAILY TOTAL												
			1	2	3	4	5	6	7	8	9	10	11	12														
11/06/12	TUESDAY		12	1	2	3	4	5	6	7	8	9	10	11	12	1	2	3	4	5	6	7	8	9	10	11	12	24
00-15																115	121	158	114	147	147	133	131	197	187	210	204	
15-30																117	120	105	115	125	157	128	158	198	192	212	149	
30-45																154	103	102	134	151	160	114	171	184	206	177	110	
45-00																90	171	112	111	150	148	136	193	180	208	163	111	
TOT			44	13	12	21	44	133	353	596	515	477	474	573	612	511	653	759	793	762	574	322	240	166	87	84		

AM PEAK HOUR 0730 TO 0830 VOLUME 605  
 PM PEAK HOUR 0430 TO 0530 VOLUME 836

AM TOTAL 3235  
 PM TOTAL 5563

COUNT	IDENTIFIER	HPMS	AM HOURS												PM HOURS	DAILY TOTAL												
			1	2	3	4	5	6	7	8	9	10	11	12														
11/07/12	WEDNESDAY		12	1	2	3	4	5	6	7	8	9	10	11	12	1	2	3	4	5	6	7	8	9	10	11	12	19
00-15																94	132	119	113	126	169	173	211	201	217	168	102	
15-30																99	92	126	138	126	144	155	205	193	221	208	91	
30-45																109	103	143	146	147	165	174	187	211	178	144	79	
45-00																168	123	145	145	160	148	184	203	206	181	119	53	
TOT			21	13	23	19	38	133	357	637	470	450	501	542	559	626	686	806	811	797	639	325	301	178	99	61		

AM PEAK HOUR 0700 TO 0800 VOLUME 637  
 PM PEAK HOUR 0430 TO 0530 VOLUME 855

AM TOTAL 3204  
 PM TOTAL 5888

SR 500 MP 018.75 OFF SYSTEM ID. LEG 1 DIRECTION OF TRAFFIC BOTH WAYS LANE ALL OF

COUNT IDENTIFIER HPMS COUNTER NUMBER 454632 DESCRIPTION: ON SR 500 N/O NE 15TH AVE

11/08/12 THURSDAY	AM HOURS												PM HOURS												DAILY TOTAL
	1	2	3	4	5	6	7	8	9	10	11	12	1	2	3	4	5	6	7	8	9	10	11	12	
12	1	2	3	4	5	6	7	8	9	10	11	12	1	2	3	4	5	6	7	8	9	10	11	12	1317
TOT	34	14	12	22	42	140	321	628	528	459	536	609	603	563	708	831	770	832	527	358	274	154	96	57	9118
									AM PEAK HOUR 0715 TO 0815 VOLUME 629							PM PEAK HOUR 0445 TO 0545 VOLUME 837								AM TOTAL 3345	PM TOTAL 5773

11/09/12 FRIDAY	AM HOURS												PM HOURS												DAILY TOTAL	
	1	2	3	4	5	6	7	8	9	10	11	12	1	2	3	4	5	6	7	8	9	10	11	12		
12	1	2	3	4	5	6	7	8	9	10	11	12	1	2	3	4	5	6	7	8	9	10	11	12	1317	
TOT	43	16	12	20	52	134	312	586	142																1317	
									AM PEAK HOUR 0715 TO 0815 VOLUME 614																AM TOTAL 1317	PM TOTAL 0

11/05/12 THRU 11/09/12 TOTAL HOURS FOR COUNT 91

3 DAYS AVG WEEKDAY VOL 9003 X SEASONAL ADJ. FACTOR 1.0900 = 9813 X AXLE CORR FACTOR 0.9797 = ESTIMATED AVG DAILY TRAFFIC 9614

PEAK HOUR PERCENTAGES: K = 9.94 D = 51.06

PEAK HOUR LOCATION : VOLUME = 895 DATE: 11/05/12 TIME: 04:45 PM

*Note: Count Location/Factors Questionable*





Interval  60 min.  15 min.  
 Binned(CL/SP)  Count(volume)  
Lane No  1  2

---

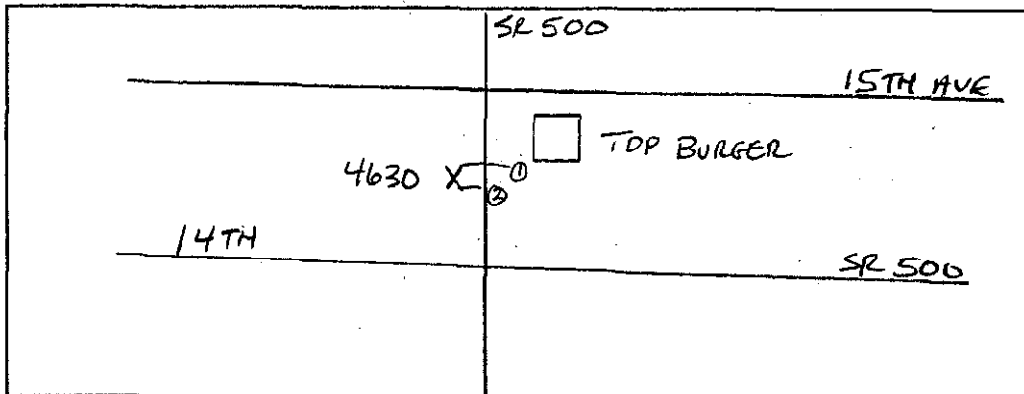
Direction Channel 1 BW  
Direction Channel 2 SB  
Unique ID# \_\_\_\_\_

Counter No. 454630 Count ID HPMS  
SR 500 RRT/RRQ MP 18.75  
Leg 2 Direction See 1,2 OSID \_\_\_\_\_

Station Description \_ ON SR 500 S/O NE 15TH AVE

Date	Day	Time	Comments				
11-5-12	2	1307	Manual (1) <u>2</u> (2) <u>2</u> Counter (1) <u>2</u> (2) <u>2</u>	Set Cntrs	OK	TWB	6.4
11-6-12	3	0940	Manual (1) <u>24</u> (2) <u>13</u> Counter (1) <u>24</u> (2) <u>13</u>	Check Cntrs	OK	TWB	6.4
11-7-12	4	0917	Manual (1) <u>26</u> (2) <u>13</u> Counter (1) <u>26</u> (2) <u>13</u>	Check Cntrs	OK	TWB	6.4
11-8-12	5	1306	Manual (1) <u>38</u> (2) <u>19</u> Counter (1) <u>38</u> (2) <u>19</u>	Check Cntrs	OK	TWB	6.4
11-9-12	6	0831	Manual (1) <u>5</u> (2) <u>2</u> Counter (1) <u>5</u> (2) <u>2</u>	P/U Cntrs	OK	TWB	6.3

Sketch



T. BRECKEL  
Field Person

SR 500 MP 018.75 OFF SYSTEM ID. LEG 2 DIRECTION OF TRAFFIC SOUTHBOUND LANE ALL OF  
 COUNT IDENTIFIER HPMS COUNTER NUMBER 454630 DESCRIPTION: ON SR 500 S/O NE 15TH AVE

11/05/12 MONDAY	AM HOURS												PM HOURS												DAILY TOTAL		
	1	2	3	4	5	6	7	8	9	10	11	12	1	2	3	4	5	6	7	8	9	10	11	12			
00-15	1	2	3	4	5	6	7	8	9	10	11	12	1	2	3	4	5	6	7	8	9	10	11	12	117		
15-30	1	2	3	4	5	6	7	8	9	10	11	12	1	2	3	4	5	6	7	8	9	10	11	12	117		
30-45	1	2	3	4	5	6	7	8	9	10	11	12	1	2	3	4	5	6	7	8	9	10	11	12	117		
45-00	1	2	3	4	5	6	7	8	9	10	11	12	1	2	3	4	5	6	7	8	9	10	11	12	117		
TOT	12	12	12	12	12	12	12	12	12	12	12	12	12	12	12	12	12	12	12	12	12	12	12	12	1170		
	AM PEAK HOUR 0000 TO 0000 VOLUME 206												PM PEAK HOUR 0330 TO 0430 VOLUME 354												AM TOTAL 73	PM TOTAL 34	DAILY TOTAL 2193

11/06/12 TUESDAY	AM HOURS												PM HOURS												DAILY TOTAL		
	1	2	3	4	5	6	7	8	9	10	11	12	1	2	3	4	5	6	7	8	9	10	11	12			
00-15	1	2	3	4	5	6	7	8	9	10	11	12	1	2	3	4	5	6	7	8	9	10	11	12	121		
15-30	1	2	3	4	5	6	7	8	9	10	11	12	1	2	3	4	5	6	7	8	9	10	11	12	121		
30-45	1	2	3	4	5	6	7	8	9	10	11	12	1	2	3	4	5	6	7	8	9	10	11	12	121		
45-00	1	2	3	4	5	6	7	8	9	10	11	12	1	2	3	4	5	6	7	8	9	10	11	12	121		
TOT	13	13	13	13	13	13	13	13	13	13	13	13	13	13	13	13	13	13	13	13	13	13	13	13	1213		
	AM PEAK HOUR 1100 TO 1200 VOLUME 211												PM PEAK HOUR 0445 TO 0545 VOLUME 296												AM TOTAL 60	PM TOTAL 33	DAILY TOTAL 3538

11/07/12 WEDNESDAY	AM HOURS												PM HOURS												DAILY TOTAL		
	1	2	3	4	5	6	7	8	9	10	11	12	1	2	3	4	5	6	7	8	9	10	11	12			
00-15	1	2	3	4	5	6	7	8	9	10	11	12	1	2	3	4	5	6	7	8	9	10	11	12	117		
15-30	1	2	3	4	5	6	7	8	9	10	11	12	1	2	3	4	5	6	7	8	9	10	11	12	117		
30-45	1	2	3	4	5	6	7	8	9	10	11	12	1	2	3	4	5	6	7	8	9	10	11	12	117		
45-00	1	2	3	4	5	6	7	8	9	10	11	12	1	2	3	4	5	6	7	8	9	10	11	12	117		
TOT	6	9	12	12	12	12	12	12	12	12	12	12	12	12	12	12	12	12	12	12	12	12	12	12	1170		
	AM PEAK HOUR 1100 TO 1200 VOLUME 158												PM PEAK HOUR 0315 TO 0415 VOLUME 197												AM TOTAL 82	PM TOTAL 37	DAILY TOTAL 3695

SR 500 MP 018.75 OFF SYSTEM ID. LEG 2 DIRECTION OF TRAFFIC SOUTHBOUND LANE ALL OF

COUNT IDENTIFIER HPMS COUNTER NUMBER 454630 DESCRIPTION: ON SR 500 S/O NE 15TH AVE

11/08/12 THURSDAY		AM HOURS												PM HOURS												DAILY TOTAL	
12	1	2	3	4	5	6	7	8	9	10	11	12	1	2	3	4	5	6	7	8	9	10	11	12	TOT	TOT	
1	2	3	4	5	6	7	8	9	10	11	12	1	2	3	4	5	6	7	8	9	10	11	12	1255	2388	3643	
7	2	2	3	1	9	18	27	51	63	58	75	67	53	66	90	77	85	47	46	35	18	12	5	5	18	12	
3	3	5	3	1	3	18	46	43	41	51	61	55	70	63	77	90	81	61	41	37	18	7	3	3	18	12	
2	2	5	2	1	8	23	58	42	42	62	70	64	61	74	83	75	100	55	32	31	12	8	3	8	3	3	
3	1	1	4	4	8	30	68	75	41	59	64	68	58	83	88	74	89	45	32	27	8	9	3	8	3	3	
15	4	8	7	7	28	89	199	211	187	230	270	254	242	286	338	316	355	208	151	130	56	36	16	16	16	3643	
		AM PEAK HOUR 1100 TO 1200 VOLUME 270												PM PEAK HOUR 0500 TO 0600 VOLUME 355													

11/09/12 FRIDAY		AM HOURS												PM HOURS												DAILY TOTAL	
12	1	2	3	4	5	6	7	8	9	10	11	12	1	2	3	4	5	6	7	8	9	10	11	12	TOT	TOT	
1	2	3	4	5	6	7	8	9	10	11	12	1	2	3	4	5	6	7	8	9	10	11	12	467	467		
5	2	3	2	2	4	12	27	50	60	58	75	67	53	66	90	77	85	47	46	35	18	12	5	5	18	12	
3	3	1	1	2	5	21	37	50	60	51	61	55	70	63	77	90	81	61	41	37	18	7	3	3	18	12	
4	2	2	2	4	8	26	46	60	60	62	74	64	61	74	83	75	100	55	32	31	12	8	3	8	3	3	
5	1	4	4	5	21	30	72	60	60	59	64	68	58	83	88	74	89	45	32	27	8	9	3	8	3	3	
17	6	2	10	13	38	89	182	110	228	230	270	254	242	286	338	316	355	208	151	130	56	36	16	16	16	3643	
		AM PEAK HOUR 0730 TO 0830 VOLUME 228												PM PEAK HOUR 0000 TO 0000 VOLUME 0													

11/05/12 THRU 11/09/12  
TOTAL HOURS FOR COUNT 90

3 DAYS  
AVG WEEKDAY VOL 3625 X SEASONAL ADJ. FACTOR 1.0900 = 3951 X AXLE CORR FACTOR 0.9797 = ESTIMATED AVG DAILY TRAFFIC 3871

FACTOR GROUP GR-05

FACTOR GROUP GR-82

SR 500 MP 018.75 OFF SYSTEM ID. LEG 2 DIRECTION OF TRAFFIC NORTHBOUND

COUNT IDENTIFIER HPMS COUNTER NUMBER 454630 DESCRIPTION: ON SR 500 S/O NE 15TH AVE

11/05/12 MONDAY	AM HOURS												PM HOURS												DAILY TOTAL
	1	2	3	4	5	6	7	8	9	10	11	12	1	2	3	4	5	6	7	8	9	10	11	12	
00-15	1	2	3	4	5	6	7	8	9	10	11	12	1	2	3	4	5	6	7	8	9	10	11	12	120
15-30	1	2	3	4	5	6	7	8	9	10	11	12	1	2	3	4	5	6	7	8	9	10	11	12	120
30-45	1	2	3	4	5	6	7	8	9	10	11	12	1	2	3	4	5	6	7	8	9	10	11	12	120
45-00	1	2	3	4	5	6	7	8	9	10	11	12	1	2	3	4	5	6	7	8	9	10	11	12	120
TOT	4	8	12	16	20	24	28	32	36	40	44	48	52	56	60	64	68	72	76	80	84	88	92	96	2202

AM PEAK HOUR 0000 TO 0000 VOLUME 0 AM TOTAL 0  
 PM PEAK HOUR 0445 TO 0545 VOLUME 402 PM TOTAL 2202

11/06/12 TUESDAY	AM HOURS												PM HOURS												DAILY TOTAL
	1	2	3	4	5	6	7	8	9	10	11	12	1	2	3	4	5	6	7	8	9	10	11	12	
00-15	1	2	3	4	5	6	7	8	9	10	11	12	1	2	3	4	5	6	7	8	9	10	11	12	120
15-30	1	2	3	4	5	6	7	8	9	10	11	12	1	2	3	4	5	6	7	8	9	10	11	12	120
30-45	1	2	3	4	5	6	7	8	9	10	11	12	1	2	3	4	5	6	7	8	9	10	11	12	120
45-00	1	2	3	4	5	6	7	8	9	10	11	12	1	2	3	4	5	6	7	8	9	10	11	12	120
TOT	4	8	12	16	20	24	28	32	36	40	44	48	52	56	60	64	68	72	76	80	84	88	92	96	3545

AM PEAK HOUR 1100 TO 1200 VOLUME 236 AM TOTAL 1202  
 PM PEAK HOUR 0430 TO 0530 VOLUME 380 PM TOTAL 2345

11/07/12 WEDNESDAY	AM HOURS												PM HOURS												DAILY TOTAL
	1	2	3	4	5	6	7	8	9	10	11	12	1	2	3	4	5	6	7	8	9	10	11	12	
00-15	1	2	3	4	5	6	7	8	9	10 <td>11</td> <td>12</td> <td>1</td> <td>2</td> <td>3</td> <td>4</td> <td>5</td> <td>6</td> <td>7</td> <td>8</td> <td>9</td> <td>10</td> <td>11</td> <td>12</td> <td>120</td>	11	12	1	2	3	4	5	6	7	8	9	10	11	12	120
15-30	1	2	3	4	5	6	7	8	9	10 <td>11</td> <td>12</td> <td>1</td> <td>2</td> <td>3</td> <td>4</td> <td>5</td> <td>6</td> <td>7</td> <td>8</td> <td>9</td> <td>10</td> <td>11</td> <td>12</td> <td>120</td>	11	12	1	2	3	4	5	6	7	8	9	10	11	12	120
30-45	1	2	3	4	5	6	7	8	9	10 <td>11</td> <td>12</td> <td>1</td> <td>2</td> <td>3</td> <td>4</td> <td>5</td> <td>6</td> <td>7</td> <td>8</td> <td>9</td> <td>10</td> <td>11</td> <td>12</td> <td>120</td>	11	12	1	2	3	4	5	6	7	8	9	10	11	12	120
45-00	1	2	3	4	5	6	7	8	9	10 <td>11</td> <td>12</td> <td>1</td> <td>2</td> <td>3</td> <td>4</td> <td>5</td> <td>6</td> <td>7</td> <td>8</td> <td>9</td> <td>10</td> <td>11</td> <td>12</td> <td>120</td>	11	12	1	2	3	4	5	6	7	8	9	10	11	12	120
TOT	4	8	12	16	20	24	28	32	36	40	44	48	52	56	60	64	68	72	76	80	84	88	92	96	3725

AM PEAK HOUR 1045 TO 1145 VOLUME 240 AM TOTAL 1205  
 PM PEAK HOUR 0415 TO 0515 VOLUME 369 PM TOTAL 2520

SR 500 MP 018.75 OFF SYSTEM ID. LEG 2 DIRECTION OF TRAFFIC NORTHBOUND LANE ALL OF

COUNT IDENTIFIER HPMS COUNTER NUMBER 454630 DESCRIPTION: ON SR 500 S/O NE 15TH AVE

11/08/12 THURSDAY		AM HOURS		PM HOURS		DAILY TOTAL																					
12	1	3	4	5	6	7	8	9	10	11	12																
1	2	4	5	6	7	8	9	10	11	12	TOTAL																
00-15	2	4	2	10	15	51	46	51	42	63	55	51	57	78	73	96	66	34	25	5	16						
15-30	3	1	2	7	5	58	52	39	46	60	59	71	58	102	72	97	63	49	25	5	5						
30-45	5	1	1	15	23	54	57	53	70	66	64	72	72	108	74	45	44	24	21	10	5						
45-00	3	2	3	16	29	44	64	32	46	47	68	49	58	95	74	70	49	48	34	16	5						
HOUR	13	7	4	10	17	48	72	207	219	175	204	236	246	230	245	341	327	337	223	175	119	86	34	31	3606		
TOT									AM PEAK HOUR 1030 TO 1130 VOLUME		PM PEAK HOUR 0430 TO 0530 VOLUME										AM TOTAL		PM TOTAL		DAILY TOTAL		
										239		375										1212		2394		3606	

11/09/12 FRIDAY		AM HOURS		PM HOURS		DAILY TOTAL																					
12	1	3	4	5	6	7	8	9	10	11	12																
1	2	4	5	6	7	8	9	10	11	12	TOTAL																
00-15	4	3	2	3	6	12	48	59	42	63	55	51	57	78	73	96	66	34	25	5	16						
15-30	7	2	2	7	11	18	36	53	39	46	60	59	71	58	102	72	97	63	49	25	5	5					
30-45	4	1	1	11	21	50	57	53	70	66	64	72	72	108	74	45	44	24	21	10	5						
45-00	4	1	3	6	12	32	56	32	46	47	68	49	58	95	74	70	49	48	34	16	5						
HOUR	19	7	7	6	18	40	83	190	112	112	112	112	112	112	112	112	112	112	112	112	112	112	112	112	482		
TOT									AM PEAK HOUR 0730 TO 0830 VOLUME		PM PEAK HOUR 0000 TO 0000 VOLUME										AM TOTAL		PM TOTAL		DAILY TOTAL		
										218		0										482		0		482	

11/05/12 THRU 11/09/12 TOTAL HOURS FOR COUNT 90

3 DAYS AVG WEEKDAY VOL 3625 X SEASONAL ADJ. FACTOR 1.0900 = 3951 X AXLE CORR FACTOR 0.9797 = ESTIMATED AVG DAILY TRAFFIC 3871

FACTOR GROUP GR-05

FACTOR GROUP GR-B2



SR 500 MP 018.75 OFF SYSTEM ID. LEG 2 DIRECTION OF TRAFFIC BOTH WAYS LANE ALL OF

COUNT IDENTIFIER HPMS COUNTER NUMBER 454630 DESCRIPTION: ON SR 500 S/O NE 15TH AVE

11/08/12 THURSDAY	AM HOURS												PM HOURS												DAILY TOTAL		
	12	1	2	3	4	5	6	7	8	9	10	11	12	1	2	3	4	5	6	7	8	9	10	11		12	
12	1	2	3	4	5	6	7	8	9	10	11	12	1	2	3	4	5	6	7	8	9	10	11	12	2467		
1	2	3	4	5	6	7	8	9	10	11	12	1	2	3	4	5	6	7	8	9	10	11	12	4782			
9	6	3	4	3	19	33	78	97	114	100	138	122	104	123	168	150	181	113	80	71	43	17	21	18	10		
15-30	7	2	5	6	10	23	104	95	80	97	121	114	141	121	179	162	178	124	90	62	42	18	10	76	8		
30-45	6	3	1	1	6	23	46	99	95	132	156	128	120	146	149	183	174	100	76	55	33	18	8	80	8		
45-00	6	2	1	7	9	24	59	112	139	73	105	111	136	107	141	183	148	159	94	61	24	17	8	80	8		
TOT	28	11	12	17	24	76	161	406	430	362	434	506	500	472	531	679	643	692	431	326	249	142	70	47	7249		
									AM PEAK HOUR 1100 TO 1200 VOLUME												AM TOTAL			2467			
									PM PEAK HOUR 0500 TO 0600 VOLUME													PM TOTAL			4782		

11/09/12 FRIDAY	AM HOURS												PM HOURS												DAILY TOTAL		
	12	1	2	3	4	5	6	7	8	9	10	11	12	1	2	3	4	5	6	7	8	9	10	11		12	
12	1	2	3	4	5	6	7	8	9	10	11	12	1	2	3	4	5	6	7	8	9	10	11	12	949		
1	2	3	4	5	6	7	8	9	10	11	12	1	2	3	4	5	6	7	8	9	10	11	12	0			
9	5	2	7	5	10	24	75	109	114	100	138	122	104	123	168	150	181	113	80	71	43	17	21	18	10		
15-30	10	1	1	9	16	39	73	113	95	80	97	121	114	141	121	179	162	178	124	90	62	42	18	10	76	8	
30-45	8	1	4	3	6	19	47	96	99	95	132	156	128	120	146	149	183	174	100	76	55	33	18	8	80	8	
45-00	9	2	3	5	11	33	62	128	139	73	105	111	136	107	141	183	148	159	94	61	24	17	8	80	8		
TOT	36	13	9	16	31	78	172	372	430	362	434	506	500	472	531	679	643	692	431	326	249	142	70	47	7249		
									AM PEAK HOUR 0730 TO 0830 VOLUME													AM TOTAL			949		
									PM PEAK HOUR 0000 TO 0000 VOLUME													PM TOTAL			0		

11/05/12 THRU 11/09/12  
TOTAL HOURS FOR COUNT 90

3 DAYS  
 AVG WEEKDAY VOL 7251 X SEASONAL ADJ. FACTOR 1.0900 = 7904 X AXLE CORR FACTOR 0.9797 = ESTIMATED AVG DAILY TRAFFIC 7744  
 FACTOR GROUP GR-05  
 FACTOR GROUP GR-B2  
 PEAK HOUR PERCENTAGES: K = 10.50 D = 52.83  
 PEAK HOUR LOCATION : VOLUME = 761 DATE: 11/05/12 TIME: 04:45 PM

*Note: Factors Adjustable*