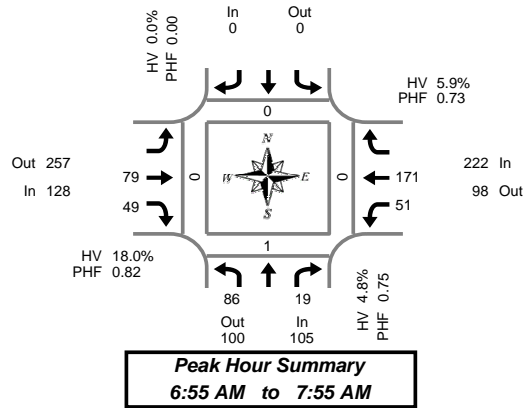


Total Vehicle Summary



Clay Carney
(503) 833-2740



NE 137th Ave & NE 99th St

Thursday, May 08, 2008
6:30 AM to 8:30 AM

5-Minute Interval Summary 6:30 AM to 8:30 AM

Interval Start Time	Northbound NE 137th Ave			Southbound NE 137th Ave			Eastbound NE 99th St			Westbound NE 99th St			Interval Total	Pedestrians Crosswalk			
	L	R	Bikes			Bikes	T	R	Bikes	L	T	Bikes		North	South	East	West
6:30 AM	2	0	0			0	2	2	0	3	7	0	16	0	0	0	0
6:35 AM	2	0	0			0	2	2	0	4	6	0	16	0	0	0	0
6:40 AM	7	0	0			0	2	0	0	2	8	0	19	0	0	0	0
6:45 AM	1	1	0			0	7	3	0	2	6	0	20	0	0	0	0
6:50 AM	2	1	0			0	3	5	0	6	4	0	21	0	0	0	0
6:55 AM	8	3	0			0	2	3	0	5	11	0	32	0	0	0	0
7:00 AM	12	3	0			0	5	9	0	1	11	0	41	0	0	0	0
7:05 AM	7	2	0			0	4	3	0	7	16	0	39	0	1	0	0
7:10 AM	6	0	0			0	7	2	0	5	21	0	41	0	0	0	0
7:15 AM	5	1	0			0	10	4	0	2	22	0	44	0	0	0	0
7:20 AM	9	1	0			0	8	4	0	5	21	0	48	0	0	0	0
7:25 AM	6	1	0			0	7	2	0	5	18	0	39	0	0	0	0
7:30 AM	7	5	0			0	6	3	0	5	6	0	32	0	0	0	0
7:35 AM	9	2	0			0	13	3	0	3	9	0	39	0	0	0	0
7:40 AM	7	0	0			0	8	6	0	7	13	0	41	0	0	0	0
7:45 AM	7	0	0			0	2	7	0	3	7	0	26	0	0	0	0
7:50 AM	3	1	0			0	7	3	0	3	16	0	33	0	0	0	0
7:55 AM	4	4	0			0	4	0	0	4	12	0	28	0	0	0	0
8:00 AM	10	5	0			0	2	2	0	2	14	0	35	0	0	0	0
8:05 AM	4	2	0			0	1	0	0	0	13	0	20	0	0	0	0
8:10 AM	7	5	0			0	4	3	0	3	12	0	34	0	0	0	0
8:15 AM	7	1	0			0	3	4	0	4	12	0	31	0	0	0	0
8:20 AM	5	1	0			0	7	0	0	6	14	0	33	0	0	0	0
8:25 AM	3	0	0			0	7	5	0	2	13	0	30	0	0	0	0
Total Survey	140	39	0			0	123	75	0	89	292	0	758	0	1	0	0

15-Minute Interval Summary 6:30 AM to 8:30 AM

Interval Start Time	Northbound NE 137th Ave			Southbound NE 137th Ave			Eastbound NE 99th St			Westbound NE 99th St			Interval Total	Pedestrians Crosswalk			
	L	R	Bikes			Bikes	T	R	Bikes	L	T	Bikes		North	South	East	West
6:30 AM	11	0	0			0	6	4	0	9	21	0	51	0	0	0	0
6:45 AM	11	5	0			0	12	11	0	13	21	0	73	0	0	0	0
7:00 AM	25	5	0			0	16	14	0	13	48	0	121	0	1	0	0
7:15 AM	20	3	0			0	25	10	0	12	61	0	131	0	0	0	0
7:30 AM	23	7	0			0	27	12	0	15	28	0	112	0	0	0	0
7:45 AM	14	5	0			0	13	10	0	10	35	0	87	0	0	0	0
8:00 AM	21	12	0			0	7	5	0	5	39	0	89	0	0	0	0
8:15 AM	15	2	0			0	17	9	0	12	39	0	94	0	0	0	0
Total Survey	140	39	0			0	123	75	0	89	292	0	758	0	1	0	0

Peak Hour Summary 6:55 AM to 7:55 AM

By Approach	Northbound NE 137th Ave				Southbound NE 137th Ave				Eastbound NE 99th St				Westbound NE 99th St				Total	Pedestrians Crosswalk			
	In	Out	Total	Bikes	In	Out	Total	Bikes	In	Out	Total	Bikes	In	Out	Total	Bikes		North	South	East	West
Volume	105	100	205	0	0	0	0	0	128	257	385	0	222	98	320	0	455	0	1	0	0
%HV	4.8%				0.0%				18.0%				5.9%				9.0%				
PHF	0.75				0.00				0.82				0.73				0.86				

By Movement	Northbound NE 137th Ave				Southbound NE 137th Ave				Eastbound NE 99th St				Westbound NE 99th St				Total
	L	R	Total	Bikes	L	R	Total	Bikes	L	R	Total	Bikes	L	T	Total	Bikes	
Volume	86	19	105	0			0		79	49	128	0	51	171	222	455	
%HV	2.3%	NA	15.8%	4.8%	NA	NA	NA	0.0%	NA	22.8%	10.2%	18.0%	3.9%	6.4%	NA	5.9%	9.0%
PHF	0.80		0.59	0.75			0.00		0.73	0.77	0.82		0.85	0.67	0.73	0.86	

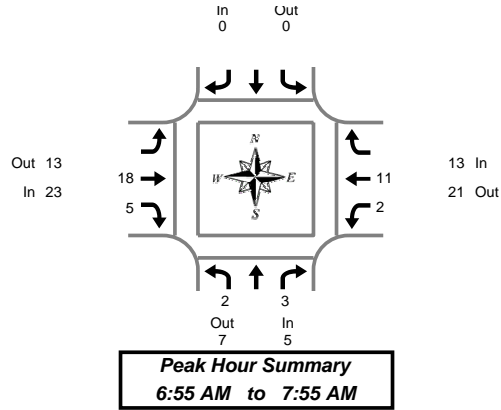
Rolling Hour Summary 6:30 AM to 8:30 AM

Interval Start Time	Northbound NE 137th Ave			Southbound NE 137th Ave			Eastbound NE 99th St			Westbound NE 99th St			Interval Total	Pedestrians Crosswalk			
	L	R	Bikes			Bikes	T	R	Bikes	L	T	Bikes		North	South	East	West
6:30 AM	67	13	0			0	59	39	0	47	151	0	376	0	1	0	0
6:45 AM	79	20	0			0	80	47	0	53	158	0	437	0	1	0	0
7:00 AM	82	20	0			0	81	46	0	50	172	0	451	0	1	0	0
7:15 AM	78	27	0			0	72	37	0	42	163	0	419	0	0	0	0
7:30 AM	73	26	0			0	64	36	0	42	141	0	382	0	0	0	0

Heavy Vehicle Summary



Clay Carney
(503) 833-2740



NE 137th Ave & NE 99th St

Thursday, May 08, 2008
6:30 AM to 8:30 AM

Heavy Vehicle 5-Minute Interval Summary 6:30 AM to 8:30 AM

Interval Start Time	Northbound NE 137th Ave			Southbound NE 137th Ave			Eastbound NE 99th St			Westbound NE 99th St			Interval Total
	L	R	Total			Total	T	R	Total	L	T	Total	
6:30 AM	0	0	0			0	1	0	1	0	2	2	3
6:35 AM	0	0	0			0	0	0	0	0	0	0	0
6:40 AM	1	0	1			0	0	0	0	0	0	0	1
6:45 AM	0	0	0			0	1	0	1	0	0	0	1
6:50 AM	0	1	1			0	2	1	3	0	0	0	4
6:55 AM	0	0	0			0	0	0	0	0	0	0	0
7:00 AM	0	0	0			0	1	0	1	0	1	1	2
7:05 AM	1	0	1			0	0	0	0	0	4	4	5
7:10 AM	0	0	0			0	1	1	2	0	1	1	3
7:15 AM	0	0	0			0	1	0	1	0	1	1	2
7:20 AM	0	0	0			0	0	0	0	1	2	3	3
7:25 AM	0	1	1			0	4	1	5	0	0	0	6
7:30 AM	1	1	2			0	2	1	3	1	0	1	6
7:35 AM	0	1	1			0	5	0	5	0	0	0	6
7:40 AM	0	0	0			0	2	0	2	0	1	1	3
7:45 AM	0	0	0			0	0	1	1	0	1	1	2
7:50 AM	0	0	0			0	2	1	3	0	0	0	3
7:55 AM	0	0	0			0	1	0	1	1	0	1	2
8:00 AM	0	0	0			0	1	0	1	0	2	2	3
8:05 AM	0	0	0			0	0	0	0	0	2	2	2
8:10 AM	0	0	0			0	1	1	2	0	0	0	2
8:15 AM	1	0	1			0	0	0	0	0	0	0	1
8:20 AM	0	1	1			0	1	0	1	0	1	1	3
8:25 AM	0	0	0			0	2	0	2	0	0	0	2
Total Survey	4	5	9			0	28	7	35	3	18	21	65

Heavy Vehicle 15-Minute Interval Summary 6:30 AM to 8:30 AM

Interval Start Time	Northbound NE 137th Ave			Southbound NE 137th Ave			Eastbound NE 99th St			Westbound NE 99th St			Interval Total
	L	R	Total			Total	T	R	Total	L	T	Total	
6:30 AM	1	0	1			0	1	0	1	0	2	2	4
6:45 AM	0	1	1			0	3	1	4	0	0	0	5
7:00 AM	1	0	1			0	2	1	3	0	6	6	10
7:15 AM	0	1	1			0	5	1	6	1	3	4	11
7:30 AM	1	2	3			0	9	1	10	1	1	2	15
7:45 AM	0	0	0			0	3	2	5	1	1	2	7
8:00 AM	0	0	0			0	2	1	3	0	4	4	7
8:15 AM	1	1	2			0	3	0	3	0	1	1	6
Total Survey	4	5	9			0	28	7	35	3	18	21	65

Heavy Vehicle Peak Hour Summary 6:55 AM to 7:55 AM

By Approach	Northbound NE 137th Ave			Southbound NE 137th Ave			Eastbound NE 99th St			Westbound NE 99th St			Total
	In	Out	Total	In	Out	Total	In	Out	Total	In	Out	Total	
Volume	5	7	12	0	0	0	23	13	36	13	21	34	41
PHF	0.31			0.00			0.44			0.54			0.57

By Movement	Northbound NE 137th Ave			Southbound NE 137th Ave			Eastbound NE 99th St			Westbound NE 99th St			Total
	L	R	Total			Total	T	R	Total	L	T	Total	
Volume	2	3	5			0	18	5	23	2	11	13	41
PHF	0.50	0.25	0.31			0.00	0.41	0.63	0.44	0.25	0.46	0.54	0.57

Heavy Vehicle Rolling Hour Summary 6:30 AM to 8:30 AM

Interval Start Time	Northbound NE 137th Ave			Southbound NE 137th Ave			Eastbound NE 99th St			Westbound NE 99th St			Interval Total
	L	R	Total			Total	T	R	Total	L	T	Total	
6:30 AM	2	2	4			0	11	3	14	1	11	12	30
6:45 AM	2	4	6			0	19	4	23	2	10	12	41
7:00 AM	2	3	5			0	19	5	24	3	11	14	43
7:15 AM	1	3	4			0	19	5	24	3	9	12	40
7:30 AM	2	3	5			0	17	4	21	2	7	9	35

Peak Hour Summary



Clay Carney
(503) 833-2740

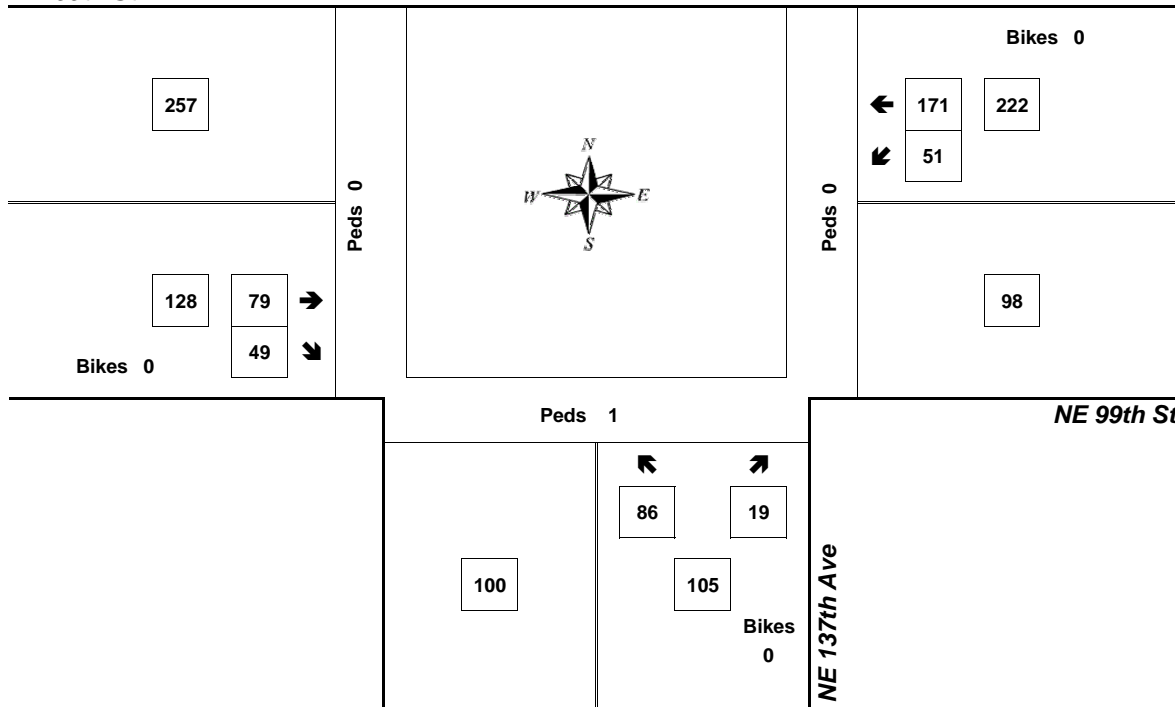
NE 137th Ave & NE 99th St

6:55 AM to 7:55 AM
Thursday, May 08, 2008

Bikes
0

NE 99th St

Peds 0



Approach	PHF	HV%	Volume
EB	0.82	18.0%	128
WB	0.73	5.9%	222
NB	0.75	4.8%	105
SB	0.00	0.0%	0
Intersection	0.86	9.0%	455

Count Period: 6:30 AM to 8:30 AM