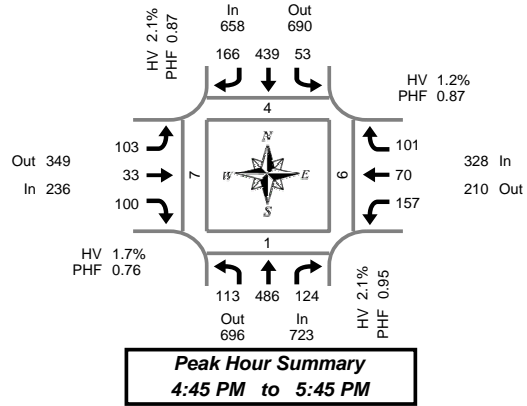


Total Vehicle Summary



Clay Carney
(503) 833-2740



Hwy 99 & NE 129th Ave

Thursday, March 02, 2006

4:00 PM to 6:00 PM

5-Minute Interval Summary

4:00 PM to 6:00 PM

Interval Start Time	Northbound Hwy 99				Southbound Hwy 99				Eastbound NE 129th Ave				Westbound NE 129th Ave				Interval Total	Pedestrians Crosswalk			
	L	T	R	Bikes	L	T	R	Bikes	L	T	R	Bikes	L	T	R	Bikes		North	South	East	West
4:00 PM	8	37	16	0	8	39	10	0	11	0	8	0	17	4	5	0	163	0	0	0	0
4:05 PM	12	35	11	0	2	28	8	0	10	3	9	0	10	5	16	0	149	0	0	1	0
4:10 PM	9	39	20	0	18	27	7	0	14	6	8	0	7	3	9	0	167	0	0	0	0
4:15 PM	4	35	16	0	4	46	19	0	9	1	6	0	11	10	8	0	169	0	0	0	0
4:20 PM	9	30	15	0	7	39	15	0	12	1	7	0	18	4	8	0	165	0	0	0	0
4:25 PM	12	38	16	0	8	36	26	1	8	3	3	0	16	5	8	2	179	1	0	0	1
4:30 PM	11	29	13	0	3	28	12	0	14	3	8	0	19	4	10	0	154	0	2	0	0
4:35 PM	12	36	10	0	1	39	14	0	10	1	4	2	13	3	11	0	154	0	0	1	1
4:40 PM	5	37	12	0	6	36	15	0	8	1	8	0	16	4	6	0	154	2	0	1	0
4:45 PM	11	44	7	0	6	41	23	0	3	3	12	0	11	4	12	0	177	0	0	0	1
4:50 PM	10	36	9	0	8	48	15	0	7	4	5	0	11	8	10	0	171	1	0	0	1
4:55 PM	9	25	8	0	2	28	5	0	9	3	6	0	18	5	5	0	123	0	0	0	0
5:00 PM	7	42	5	0	5	38	15	0	5	2	5	0	12	7	13	1	156	0	0	0	0
5:05 PM	14	45	17	0	1	26	8	0	7	5	9	0	16	5	13	0	166	1	0	0	0
5:10 PM	14	32	13	0	0	37	14	0	5	0	12	0	9	8	11	0	155	1	1	0	1
5:15 PM	12	36	8	0	7	32	17	0	7	4	15	0	13	6	6	1	163	1	0	0	2
5:20 PM	6	41	12	0	8	49	18	0	17	3	11	0	14	5	4	0	188	0	0	0	0
5:25 PM	11	47	13	0	5	33	20	0	13	3	5	0	9	8	8	0	175	0	0	1	0
5:30 PM	6	36	13	0	3	38	9	0	8	4	7	0	13	7	8	0	152	0	0	2	0
5:35 PM	5	50	9	0	4	35	9	0	17	1	6	0	15	4	5	0	160	0	0	1	2
5:40 PM	8	52	10	0	4	34	13	0	5	1	7	0	16	3	6	0	159	0	0	2	0
5:45 PM	6	34	12	0	3	35	9	0	6	1	7	1	13	7	6	0	139	3	0	0	0
5:50 PM	6	35	9	0	2	57	14	0	12	6	10	0	9	8	10	0	178	0	0	0	0
5:55 PM	10	35	6	0	0	35	10	0	11	4	6	0	8	5	5	0	135	0	0	0	0
Total Survey	217	906	280	0	115	884	325	1	228	63	184	3	314	132	203	4	3,851	10	3	9	9

15-Minute Interval Summary

4:00 PM to 6:00 PM

Interval Start Time	Northbound Hwy 99				Southbound Hwy 99				Eastbound NE 129th Ave				Westbound NE 129th Ave				Interval Total	Pedestrians Crosswalk			
	L	T	R	Bikes	L	T	R	Bikes	L	T	R	Bikes	L	T	R	Bikes		North	South	East	West
4:00 PM	29	111	47	0	28	94	25	0	35	9	25	0	34	12	30	0	479	0	0	1	0
4:15 PM	25	103	47	0	19	121	60	1	29	5	16	0	45	19	24	2	513	1	0	0	1
4:30 PM	28	102	35	0	10	103	41	0	32	5	20	2	48	11	27	0	462	2	2	2	1
4:45 PM	30	105	24	0	16	117	43	0	19	10	23	0	40	17	27	0	471	1	0	0	2
5:00 PM	35	119	35	0	6	101	37	0	17	7	26	0	37	20	37	1	477	2	1	0	1
5:15 PM	29	124	33	0	20	114	55	0	37	10	31	0	36	19	18	1	526	1	0	1	2
5:30 PM	19	138	32	0	11	107	31	0	30	6	20	0	44	14	19	0	471	0	0	5	2
5:45 PM	22	104	27	0	5	127	33	0	29	11	23	1	30	20	21	0	452	3	0	0	0
Total Survey	217	906	280	0	115	884	325	1	228	63	184	3	314	132	203	4	3,851	10	3	9	9

Peak Hour Summary

4:45 PM to 5:45 PM

By Approach	Northbound Hwy 99				Southbound Hwy 99				Eastbound NE 129th Ave				Westbound NE 129th Ave				Total	Pedestrians Crosswalk			
	In	Out	Total	Bikes	In	Out	Total	Bikes	In	Out	Total	Bikes	In	Out	Total	Bikes		North	South	East	West
Volume	723	696	1,419	0	658	690	1,348	0	236	349	585	0	328	210	538	2	1,945	4	1	6	7
%HV	2.1%				2.1%				1.7%				1.2%				1.9%				
PHF	0.95				0.87				0.76				0.87				0.92				

By Movement	Northbound Hwy 99				Southbound Hwy 99				Eastbound NE 129th Ave				Westbound NE 129th Ave				Total
	L	T	R	Total	L	T	R	Total	L	T	R	Total	L	T	R	Total	
Volume	113	486	124	723	53	439	166	658	103	29	84	236	157	70	101	328	1,945
%HV	0.0%	2.9%	0.8%	2.1%	1.9%	2.7%	0.6%	2.1%	2.9%	0.0%	1.0%	1.7%	0.6%	0.0%	3.0%	1.2%	1.9%
PHF	0.71	0.88	0.82	0.95	0.66	0.91	0.75	0.87	0.68	0.83	0.66	0.76	0.85	0.88	0.68	0.87	0.92

Rolling Hour Summary

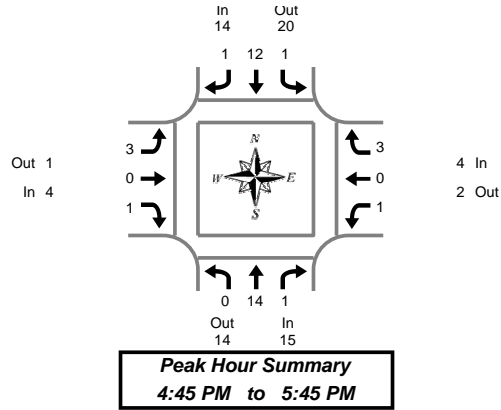
4:00 PM to 6:00 PM

Interval Start Time	Northbound Hwy 99				Southbound Hwy 99				Eastbound NE 129th Ave				Westbound NE 129th Ave				Interval Total	Pedestrians Crosswalk			
	L	T	R	Bikes	L	T	R	Bikes	L	T	R	Bikes	L	T	R	Bikes		North	South	East	West
4:00 PM	112	421	153	0	73	435	169	1	115	29	84	2	167	59	108	2	1,925	4	2	3	4
4:15 PM	118	429	141	0	51	442	181	1	97	27	85	2	170	67	115	3	1,923	6	3	2	5
4:30 PM	122	450	127	0	52	435	176	0	105	32	100	2	161	67	109	2	1,936	6	3	3	6
4:45 PM	113	486	124	0	53	439	166	0	103	33	100	0	157	70	101	2	1,945	4	1	6	7
5:00 PM	105	485	127	0	42	449	156	0	113	34	100	1	147	73	95	2	1,926	6	1	6	5

Heavy Vehicle Summary



Clay Carney
(503) 833-2740



Hwy 99 & NE 129th Ave

Thursday, March 02, 2006

4:00 PM to 6:00 PM

Heavy Vehicle 5-Minute Interval Summary 4:00 PM to 6:00 PM

Interval Start Time	Northbound Hwy 99				Southbound Hwy 99				Eastbound NE 129th Ave				Westbound NE 129th Ave				Interval Total
	L	T	R	Total	L	T	R	Total	L	T	R	Total	L	T	R	Total	
4:00 PM	0	0	0	0	0	0	0	0	3	0	0	3	0	0	0	0	3
4:05 PM	2	0	0	2	0	0	0	0	2	0	0	2	0	0	0	0	4
4:10 PM	0	3	0	3	1	0	0	1	0	1	0	1	0	0	0	0	5
4:15 PM	0	0	2	2	0	1	0	1	0	0	0	0	0	0	0	0	3
4:20 PM	0	0	0	0	0	0	2	2	0	0	0	0	1	0	0	1	3
4:25 PM	0	2	0	2	0	1	1	2	0	0	0	0	1	0	0	1	5
4:30 PM	0	2	0	2	0	1	0	1	1	0	0	1	0	0	0	0	4
4:35 PM	0	3	0	3	0	1	0	1	0	0	0	0	0	0	0	0	4
4:40 PM	0	0	0	0	0	0	0	0	1	0	1	2	0	1	0	1	3
4:45 PM	0	1	0	1	0	1	1	2	0	0	0	0	0	0	0	0	3
4:50 PM	0	0	0	0	0	2	0	2	1	0	1	2	0	0	1	1	5
4:55 PM	0	0	0	0	0	1	0	1	0	0	0	0	1	0	0	1	2
5:00 PM	0	2	0	2	0	1	0	1	0	0	0	0	0	0	0	0	3
5:05 PM	0	0	0	0	0	0	0	0	0	0	0	0	0	0	1	1	1
5:10 PM	0	2	0	2	0	3	0	3	0	0	0	0	0	0	0	0	5
5:15 PM	0	2	0	2	1	0	0	1	2	0	0	2	0	0	0	0	5
5:20 PM	0	1	0	1	0	2	0	2	0	0	0	0	0	0	0	0	3
5:25 PM	0	2	0	2	0	1	0	1	0	0	0	0	0	0	0	0	3
5:30 PM	0	0	0	0	0	0	0	0	0	0	0	0	0	0	0	0	0
5:35 PM	0	2	0	2	0	1	0	1	0	0	0	0	0	0	0	0	3
5:40 PM	0	2	1	3	0	0	0	0	0	0	0	0	0	0	1	1	4
5:45 PM	0	1	0	1	0	0	1	1	0	0	1	1	0	0	0	0	3
5:50 PM	0	0	0	0	0	0	0	0	1	0	0	1	0	0	0	0	1
5:55 PM	0	4	0	4	0	1	0	1	0	0	0	0	0	0	0	0	5
Total Survey	2	29	3	34	2	17	5	24	11	1	3	15	3	1	3	7	80

Heavy Vehicle 15-Minute Interval Summary 4:00 PM to 6:00 PM

Interval Start Time	Northbound Hwy 99				Southbound Hwy 99				Eastbound NE 129th Ave				Westbound NE 129th Ave				Interval Total
	L	T	R	Total	L	T	R	Total	L	T	R	Total	L	T	R	Total	
4:00 PM	2	3	0	5	1	0	0	1	5	1	0	6	0	0	0	0	12
4:15 PM	0	2	2	4	0	2	3	5	0	0	0	0	2	0	0	2	11
4:30 PM	0	5	0	5	0	2	0	2	2	0	1	3	0	1	0	1	11
4:45 PM	0	1	0	1	0	4	1	5	1	0	1	2	1	0	1	2	10
5:00 PM	0	4	0	4	0	4	0	4	0	0	0	0	0	0	1	1	9
5:15 PM	0	5	0	5	1	3	0	4	2	0	0	2	0	0	0	0	11
5:30 PM	0	4	1	5	0	1	0	1	0	0	0	0	0	0	1	1	7
5:45 PM	0	5	0	5	0	1	1	2	1	0	1	2	0	0	0	0	9
Total Survey	2	29	3	34	2	17	5	24	11	1	3	15	3	1	3	7	80

Heavy Vehicle Peak Hour Summary 4:45 PM to 5:45 PM

By Approach	Northbound Hwy 99			Southbound Hwy 99			Eastbound NE 129th Ave			Westbound NE 129th Ave			Total
	In	Out	Total	In	Out	Total	In	Out	Total	In	Out	Total	
Volume	15	14	29	14	20	34	4	1	5	4	2	6	37
PHF	0.75			0.58			0.50			0.50			0.71

By Movement	Northbound Hwy 99				Southbound Hwy 99				Eastbound NE 129th Ave				Westbound NE 129th Ave				Total
	L	T	R	Total	L	T	R	Total	L	T	R	Total	L	T	R	Total	
Volume	0	14	1	15	1	12	1	14	3	0	1	4	1	0	3	4	37
PHF	0.00	0.70	0.25	0.75	0.25	0.60	0.25	0.58	0.38	0.00	0.25	0.50	0.25	0.00	0.75	0.50	0.71

Heavy Vehicle Rolling Hour Summary 4:00 PM to 6:00 PM

Interval Start Time	Northbound Hwy 99				Southbound Hwy 99				Eastbound NE 129th Ave				Westbound NE 129th Ave				Interval Total
	L	T	R	Total	L	T	R	Total	L	T	R	Total	L	T	R	Total	
4:00 PM	2	11	2	15	1	8	4	13	8	1	2	11	3	1	1	5	44
4:15 PM	0	12	2	14	0	12	4	16	3	0	2	5	3	1	2	6	41
4:30 PM	0	15	0	15	1	13	1	15	5	0	2	7	1	1	2	4	41
4:45 PM	0	14	1	15	1	12	1	14	3	0	1	4	1	0	3	4	37
5:00 PM	0	18	1	19	1	9	1	11	3	0	1	4	0	0	2	2	36

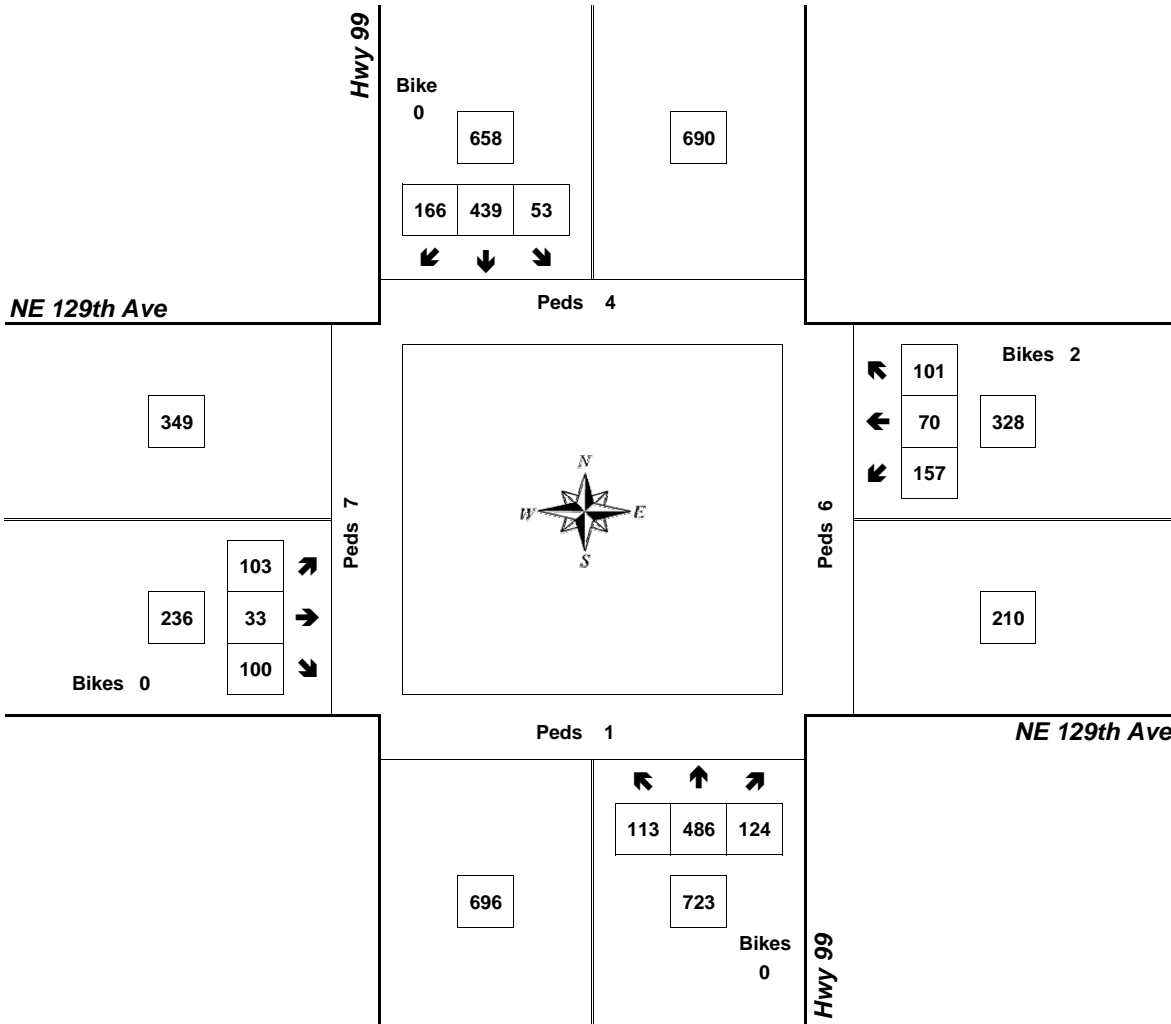
Peak Hour Summary



Clay Carney
(503) 833-2740

Hwy 99 & NE 129th Ave

4:45 PM to 5:45 PM
Thursday, March 02, 2006



Approach	PHF	HV%	Volume
EB	0.76	1.7%	236
WB	0.87	1.2%	328
NB	0.95	2.1%	723
SB	0.87	2.1%	658
Intersection	0.92	1.9%	1,945

Count Period: 4:00 PM to 6:00 PM