

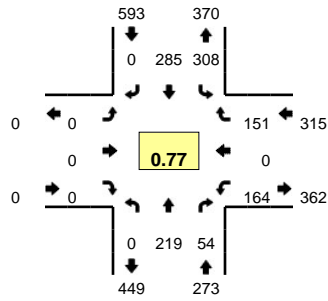
Study Intersection #7

Type of peak hour being reported: Intersection Peak

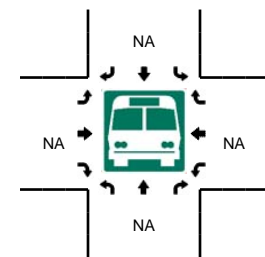
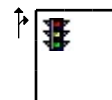
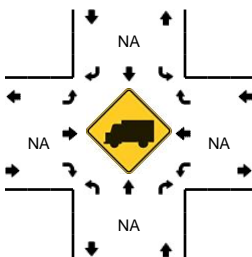
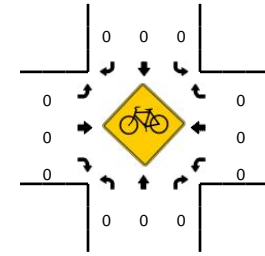
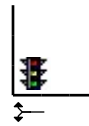
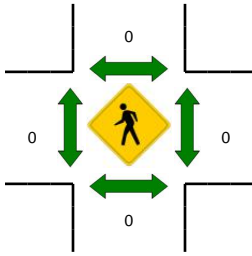
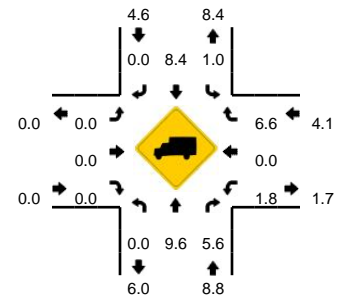
Method for determining peak hour: Total Entering Volume

LOCATION: NE 192nd Ave -- NE 13th St
CITY/STATE: Vancouver, WA

QC JOB #: 12426913
DATE: Thu, Feb 20 2014



Peak-Hour: 7:10 AM -- 8:10 AM
Peak 15-Min: 7:30 AM -- 7:45 AM



5-Min Count Period Beginning At	NE 192nd Ave (Northbound)				NE 192nd Ave (Southbound)				NE 13th St (Eastbound)				NE 13th St (Westbound)				Total	Hourly Totals
	Left	Thru	Right	U	Left	Thru	Right	U	Left	Thru	Right	U	Left	Thru	Right	U		
7:00 AM	0	9	3	0	8	21	0	0	0	0	0	0	5	0	2	0	48	
7:05 AM	0	8	1	0	16	14	0	0	0	0	0	0	11	0	3	0	53	
7:10 AM	0	25	2	0	25	23	0	0	0	0	0	0	13	0	6	0	94	
7:15 AM	0	14	3	0	25	22	0	0	0	0	0	0	14	0	10	0	88	
7:20 AM	0	14	2	0	28	22	0	0	0	0	0	0	10	0	15	0	91	
7:25 AM	0	15	3	0	47	21	0	0	0	0	0	0	15	0	9	0	110	
7:30 AM	0	19	4	0	52	20	0	0	0	0	0	0	12	0	15	0	122	
7:35 AM	0	23	6	0	57	27	0	0	0	0	0	0	10	0	14	0	137	
7:40 AM	0	23	7	0	27	25	0	0	0	0	0	0	20	0	24	0	126	
7:45 AM	0	21	3	0	10	29	0	0	0	0	0	0	17	0	22	0	102	
7:50 AM	0	19	2	0	7	31	0	0	0	0	0	0	16	0	14	0	89	
7:55 AM	0	12	5	0	14	26	0	0	0	0	0	0	14	0	9	0	80	1140
8:00 AM	0	15	6	0	11	22	0	0	0	0	0	0	8	0	7	0	69	1161
8:05 AM	0	19	11	0	5	17	0	0	0	0	0	0	15	0	6	0	73	1181
8:10 AM	0	18	7	0	5	21	0	0	0	0	0	0	10	0	2	0	63	1150
8:15 AM	0	7	4	0	6	14	0	0	0	0	0	0	9	0	3	0	43	1105
8:20 AM	0	12	7	0	6	14	0	0	0	0	0	0	7	0	11	0	57	1071
8:25 AM	0	15	7	0	9	13	0	0	0	0	0	0	8	0	3	0	55	1016
8:30 AM	0	11	3	0	7	19	0	0	0	0	0	0	9	0	2	0	51	945
8:35 AM	0	8	0	0	16	18	0	0	0	0	0	0	17	0	3	0	62	870
8:40 AM	0	11	9	0	18	12	0	0	0	0	0	0	16	0	3	0	69	813
8:45 AM	0	13	9	0	8	17	0	0	0	0	0	0	9	0	7	0	63	774
8:50 AM	0	9	3	0	6	11	0	0	0	0	0	0	16	0	11	0	56	741
8:55 AM	0	14	5	0	6	16	0	0	0	0	0	0	22	0	7	0	70	731
Peak 15-Min Flowrates	Northbound				Southbound				Eastbound				Westbound				Total	
	Left	Thru	Right	U	Left	Thru	Right	U	Left	Thru	Right	U	Left	Thru	Right	U		
All Vehicles	0	260	68	0	544	288	0	0	0	0	0	0	168	0	212	0	1540	
Heavy Trucks	0	36	4	0	0	4	0	0	0	0	0	0	0	0	28	0	72	
Pedestrians	0	0	0	0	0	0	0	0	0	0	0	0	0	0	0	0	0	
Bicycles	0	0	0	0	0	0	0	0	0	0	0	0	0	0	0	0	0	
Railroad																		
Stopped Buses																		

Comments: