

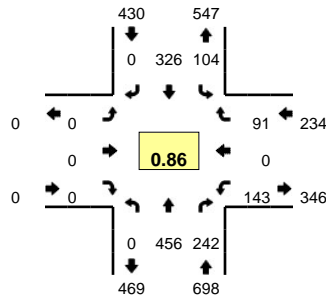
Study Intersection #7

Type of peak hour being reported: Intersection Peak

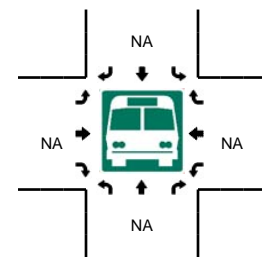
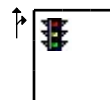
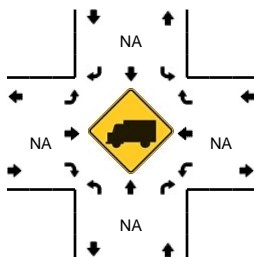
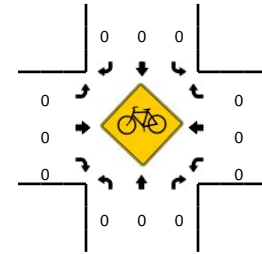
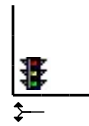
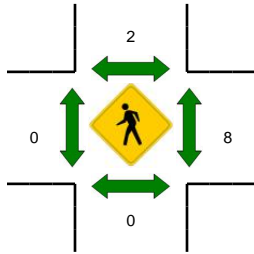
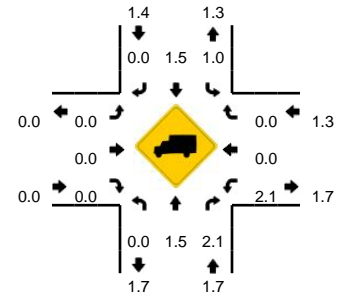
Method for determining peak hour: Total Entering Volume

LOCATION: NE 192nd Ave -- NE 13th St
CITY/STATE: Vancouver, WA

QC JOB #: 12426914
DATE: Thu, Feb 20 2014



Peak-Hour: 4:50 PM -- 5:50 PM
Peak 15-Min: 5:05 PM -- 5:20 PM



5-Min Count Period Beginning At	NE 192nd Ave (Northbound)				NE 192nd Ave (Southbound)				NE 13th St (Eastbound)				NE 13th St (Westbound)				Total	Hourly Totals
	Left	Thru	Right	U	Left	Thru	Right	U	Left	Thru	Right	U	Left	Thru	Right	U		
4:00 PM	0	28	11	0	12	15	0	0	0	0	0	0	10	0	9	0	85	
4:05 PM	0	34	13	0	5	23	0	0	0	0	0	0	10	0	7	0	92	
4:10 PM	0	37	15	0	8	29	0	0	0	0	0	0	13	0	13	0	115	
4:15 PM	0	35	10	0	10	15	0	0	0	0	0	0	4	0	11	0	85	
4:20 PM	0	38	23	0	7	17	0	0	0	0	0	0	7	0	5	0	97	
4:25 PM	0	36	16	0	9	25	0	0	0	0	0	0	14	0	8	0	108	
4:30 PM	0	24	18	0	4	21	0	0	0	0	0	0	7	0	7	0	81	
4:35 PM	0	40	15	0	9	20	0	0	0	0	0	0	12	0	6	0	102	
4:40 PM	0	33	20	0	6	36	0	0	0	0	0	0	10	0	4	0	109	
4:45 PM	0	35	12	0	12	27	0	0	0	0	0	0	16	0	3	0	105	
4:50 PM	0	39	19	0	5	35	0	0	0	0	0	0	11	0	6	0	115	
4:55 PM	0	38	22	0	12	25	0	0	0	0	0	0	15	0	11	0	123	1217
5:00 PM	0	33	27	0	10	22	0	0	0	0	0	0	7	0	6	0	105	1237
5:05 PM	0	48	17	0	8	34	0	0	0	0	0	0	6	0	8	0	121	1266
5:10 PM	0	51	17	0	14	29	0	0	0	0	0	0	22	0	9	0	142	1293
5:15 PM	0	47	21	0	13	23	0	0	0	0	0	0	20	0	10	0	134	1342
5:20 PM	0	41	19	0	7	20	0	0	0	0	0	0	13	0	5	0	105	1350
5:25 PM	0	22	15	0	6	20	0	0	0	0	0	0	17	0	9	0	89	1331
5:30 PM	0	36	19	0	6	33	0	0	0	0	0	0	6	0	7	0	107	1357
5:35 PM	0	27	27	0	7	28	0	0	0	0	0	0	8	0	8	0	105	1360
5:40 PM	0	44	18	0	6	30	0	0	0	0	0	0	8	0	2	0	108	1359
5:45 PM	0	30	21	0	10	27	0	0	0	0	0	0	10	0	10	0	108	1362
5:50 PM	0	20	20	0	7	16	0	0	0	0	0	0	16	0	13	0	92	1339
5:55 PM	0	41	17	0	5	22	0	0	0	0	0	0	14	0	11	0	110	1326
Peak 15-Min Flowrates	Northbound				Southbound				Eastbound				Westbound				Total	
	Left	Thru	Right	U	Left	Thru	Right	U	Left	Thru	Right	U	Left	Thru	Right	U		
All Vehicles	0	584	220	0	140	344	0	0	0	0	0	0	192	0	108	0	1588	
Heavy Trucks	0	8	4		4	4	0		0	0	0		4	0	0		24	
Pedestrians		0				8				0				8				16
Bicycles	0	0	0		0	0	0		0	0	0		0	0	0		0	
Railroad																		
Stopped Buses																		

Comments: