

JH

Interval 60 min. 15 min.
 Binned(CL/SP) Count(volume)
 Lane No 1 2

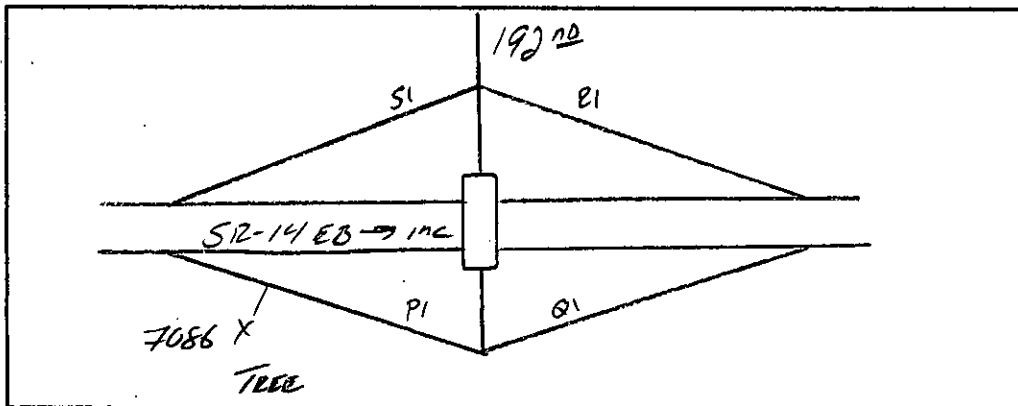
Direction Channel 1 _____
 Direction Channel 2 _____
 Unique ID# _____

Counter No. 507086 Count ID 19-001
*PI 00978**
 SR 014 RRT/RRQ P100982 MP 0.00
 Leg 2 Direction EB OSID _____

Station Description ON SR-14 EB OFF RAMP TO SE 192ND AVE

Date	Day	Time	Comments			
/	2	/	Manual (1) _____ (2) _____ Counter (1) _____ (2) _____	<i>COUNTER SET ON TUESDAY</i>		
12/10/19	3	12:17	Manual (1) <u>5</u> (2) _____ Counter (1) <u>5</u> (2) _____	SET OK	JH	6.5V
12/11/19	4	10:57	Manual (1) <u>41</u> (2) _____ Counter (1) <u>41</u> (2) _____	CHECK OK	JH	6.6V
12/12/19	5	11:05	Manual (1) <u>45</u> (2) _____ Counter (1) <u>45</u> (2) _____	CHECK OK	JH	6.5V
12/13/19	6	<i>808</i>	Manual (1) <u>1</u> (2) _____ Counter (1) <u>1</u> (2) _____	PICK UP OK	JH	<i>6.4</i>

Sketch



JH
Field Person

& NEW RAMP DESIGNATION

11/80

STATE OF WASHINGTON - DEPARTMENT OF TRANSPORTATION
TRIP SYSTEM
15 MINUTE TRAFFIC COUNT SUMMARY

SR 014 P100978 MP 000.00 OFF SYSTEM ID. LEG 2 DIRECTION OF TRAFFIC EASTBOUND LANE ALL OF
COUNT IDENTIFIER 19-001 COUNTER NUMBER 507086 DESCRIPTION: ON SR 14 EB OFF RAMP TO SE 192ND AVE

12/10/19 TUESDAY												PM HOURS												DAILY TOTAL
AM HOURS																								
12	1	2	3	4	5	6	7	8	9	10	11	12	1	2	3	4	5	6	7	8	9	10	11	
1	2	3	4	5	6	7	8	9	10	11	12	1	2	3	4	5	6	7	8	9	10	11		
00-15												183	196	202	211	230	208	141	140	75	73	39		
15-30												155	221	232	225	263	195	185	136	101	113	34		
30-45												165	183	208	203	210	224	176	178	118	96	46	31	
45-00												145	188	219	212	211	248	154	158	116	100	31	20	
HOUR																								
TOT												310	709	844	849	857	965	733	662	510	372	263	124	7198

AM PEAK HOUR 0000 TO 0000 VOLUME 0 AM TOTAL 0
PM PEAK HOUR 0500 TO 0600 VOLUME 965 PM TOTAL 7198

12/11/19 WEDNESDAY												PM HOURS												DAILY TOTAL	
AM HOURS																									
12	1	2	3	4	5	6	7	8	9	10	11	12	1	2	3	4	5	6	7	8	9	10	11		
1	2	3	4	5	6	7	8	9	10	11	12	1	2	3	4	5	6	7	8	9	10	11			
00-15	17	13	2	5	7	21	97	148	171	129	123	146	160	157	153	211	198	215	227	159	108	106	58	36	
15-30	18	16	4	5	19	40	161	153	136	104	143	161	161	161	205	230	225	222	194	146	114	115	59	28	
30-45	17	6	7	9	26	63	170	146	152	120	124	152	156	171	180	205	218	239	157	167	106	90	65	32	
45-00	10	6	8	11	32	122	237	188	170	135	142	182	204	180	199	206	232	219	165	162	110	75	43	30	
HOUR																									
TOT	62	41	21	30	84	246	665	635	629	488	532	641	681	669	737	852	873	895	743	634	438	386	225	126	11333

AM PEAK HOUR 0615 TO 0715 VOLUME 716 AM TOTAL 4074
PM PEAK HOUR 0445 TO 0545 VOLUME 908 PM TOTAL 7259

12/12/19 THURSDAY												PM HOURS												DAILY TOTAL	
AM HOURS																									
12	1	2	3	4	5	6	7	8	9	10	11	12	1	2	3	4	5	6	7	8	9	10	11		
1	2	3	4	5	6	7	8	9	10	11	12	1	2	3	4	5	6	7	8	9	10	11			
00-15	22	16	7	12	9	14	111	145	131	125	138	125	162	187	176	213	213	224	187	165	126	107	68	43	
15-30	20	13	9	7	26	48	147	161	170	105	130	143	157	183	241	224	246	275	185	147	116	104	96	32	
30-45	11	7	8	9	32	59	169	178	151	111	135	149	168	174	215	218	249	260	208	147	135	87	54	42	
45-00	17	10	9	14	35	118	240	176	154	118	138	177	174	187	205	201	232	255	184	162	112	81	65	35	
HOUR																									
TOT	70	46	33	42	102	239	667	660	606	459	541	594	661	731	837	856	940	1014	764	621	489	379	283	152	11786

AM PEAK HOUR 0645 TO 0745 VOLUME 724 AM TOTAL 4059
PM PEAK HOUR 0500 TO 0600 VOLUME 1014 PM TOTAL 7727

STATE OF WASHINGTON - DEPARTMENT OF TRANSPORTATION
 TRIP SYSTEM
 15 MINUTE TRAFFIC COUNT SUMMARY

SR 014 P100978 MP 000.00	OFF SYSTEM ID.	LEG 2	DIRECTION OF TRAFFIC EASTBOUND	LANE ALL OF																						
COUNT IDENTIFIER 19-001	COUNTER NUMBER 507086	DESCRIPTION: ON SR 14 EB OFF RAMP TO SE 192ND AVE												DAILY TOTAL												
12/13/19 FRIDAY	AM HOURS						PM HOURS						DAILY TOTAL													
	12	1	2	3	4	5	6	7	8	9	10	11	12	1	2	3	4	5	6	7	8	9	10	11	12	
00-15	21	10	9	10	14	19	119	178																		
15-30	11	13	5	4	25	55	171	156																		
30-45	24	18	9	12	23	66	188	170																		
45-00	6	9	18	14	32	128	240	210																		
HOUR	-----																									
TOT	62	50	41	40	94	268	718	714																		1987

AM PEAK HOUR 0615 TO 0715 VOLUME 777 AM TOTAL 1987
 PM PEAK HOUR 0000 TO 0000 VOLUME 0 PM TOTAL 0

12/10/19 THRU 12/13/19
 TOTAL HOURS FOR COUNT 67

2 DAYS FACTOR GROUP P06 FACTOR GROUP P06
 AVG WEEKDAY VOL 11560 X SEASONAL ADJ. FACTOR 1.0000 = 11560 X AXLE CORR FACTOR 0.9671 = ESTIMATED AVG DAILY TRAFFIC 11180

PEAK HOUR PERCENTAGES: K = 8.77 D = 100.00
 PEAK HOUR LOCATION : VOLUME = 1014 DATE: 12/12/19 TIME: 05:00 PM



Interval 60 min. 15 min.
 Binned(CL/SP) Count(volume)
Lane No 1 2

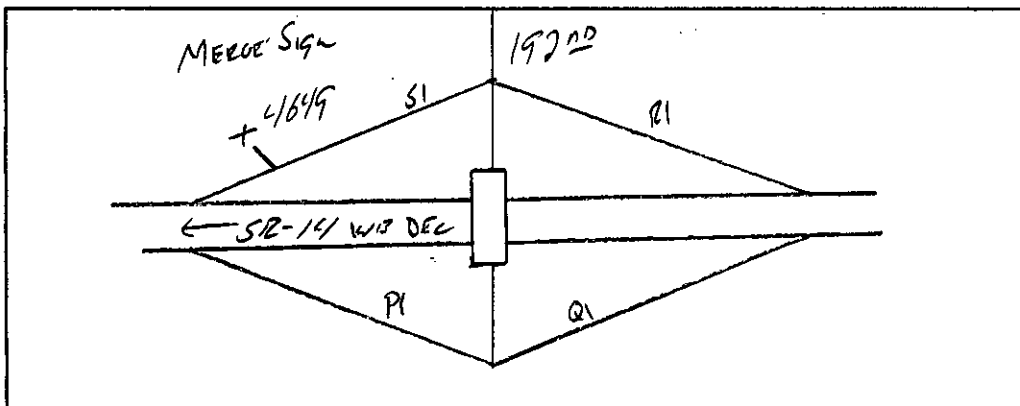
Direction Channel 1 _____
Direction Channel 2 _____
Unique ID# _____

Counter No. 504649 Count ID 19-001
SR 014 RRT/RRQ S1 00975 MP 0.00
Leg 2 Direction WB OSID _____

Station Description ON SR-14 WB ON RAMP FROM SE 192ND AVE

Date	Day	Time	Comments
/	2	/	Manual (1) _____ (2) _____ Counter (1) _____ (2) _____ <i>COUNTER SET ON TUESDAY</i>
12/10/19	3	12:59	Manual (1) <u>5</u> (2) _____ Counter (1) <u>5</u> (2) _____ SET OK JH 6.4V
12/11/19	4	11:42	Manual (1) <u>50</u> (2) _____ Counter (1) <u>50</u> (2) _____ CHECK OK JH 6.6V
12/12/19	5	11:50	Manual (1) <u>50</u> (2) _____ Counter (1) <u>50</u> (2) _____ CHECK OK JH 6.4V
12/13/19	6	8:38	Manual (1) <u>/</u> (2) _____ Counter (1) <u>/</u> (2) _____ PICK UP OK JH 6.3v

Sketch



JH
Field Person

11125

STATE OF WASHINGTON - DEPARTMENT OF TRANSPORTATION
TRIPS SYSTEM
15 MINUTE TRAFFIC COUNT SUMMARY

SR 014 S100975 MP 000.00 OFF SYSTEM ID. LEG 2 DIRECTION OF TRAFFIC WESTBOUND LANE ALL OF
COUNT IDENTIFIER 19-001 COUNTER NUMBER 504649 DESCRIPTION: ON SR 14 WB ON RAMP FROM SE 192ND AVE

12/10/19 TUESDAY													PM HOURS												DAILY TOTAL
AM HOURS																									
12	1	2	3	4	5	6	7	8	9	10	11	12	1	2	3	4	5	6	7	8	9	10	11	12	
00-15													125	161	182	218	267	158	104	73	39	35	13		
15-30													149	155	193	271	276	175	110	70	48	31	16		
30-45													165	189	216	248	219	141	76	55	36	23	15		
45-00													113	189	205	244	164	126	78	51	45	33	6		
HOUR																									
TOT													552	694	796	981	926	600	368	249	168	122	50	5506	

AM PEAK HOUR 0000 TO 0000 VOLUME 0 AM TOTAL 0
PM PEAK HOUR 0430 TO 0530 VOLUME 1035 PM TOTAL 5506

12/11/19 WEDNESDAY													PM HOURS												DAILY TOTAL
AM HOURS																									
12	1	2	3	4	5	6	7	8	9	10	11	12	1	2	3	4	5	6	7	8	9	10	11	12	
00-15	23	4	3	8	19	72	183	203	220	159	152	161	173	145	164	186	256	238	175	123	54	47	27	15	
15-30	15	7	7	8	21	96	186	249	181	195	206	175	159	163	162	179	227	268	187	84	58	44	36	11	
30-45	7	5	6	15	38	119	203	201	219	219	164	171	165	146	184	233	236	213	161	73	72	51	19	11	
45-00	6	6	5	14	47	110	205	195	203	207	181	131	193	143	193	194	204	177	116	64	53	42	19	9	
HOUR																									
TOT	51	22	21	45	125	397	777	848	823	780	703	638	690	597	703	792	923	896	639	344	237	184	101	46	11382

AM PEAK HOUR 0715 TO 0815 VOLUME 865 AM TOTAL 5230
PM PEAK HOUR 0430 TO 0530 VOLUME 946 PM TOTAL 6152

12/12/19 THURSDAY													PM HOURS												DAILY TOTAL
AM HOURS																									
12	1	2	3	4	5	6	7	8	9	10	11	12	1	2	3	4	5	6	7	8	9	10	11	12	
00-15	22	4	12	6	23	74	174	219	199	199	169	152	172	155	126	214	243	275	188	118	63	50	44	30	
15-30	11	7	9	10	35	91	221	220	185	180	197	150	169	162	168	188	223	259	212	116	88	50	44	17	
30-45	2	7	5	15	54	99	206	204	202	223	200	149	156	155	193	222	218	222	135	85	52	41	32	17	
45-00	5	7	9	16	53	122	187	214	191	188	147	178	183	141	171	222	237	179	135	79	62	35	16	9	
HOUR																									
TOT	40	25	35	47	165	386	788	857	777	790	713	629	680	613	658	846	921	935	670	398	265	176	136	73	11623

AM PEAK HOUR 0700 TO 0800 VOLUME 857 AM TOTAL 5252
PM PEAK HOUR 0445 TO 0545 VOLUME 993 PM TOTAL 6371

DOT-RNB515A-B

STATE OF WASHINGTON - DEPARTMENT OF TRANSPORTATION
TRIPS SYSTEM
15 MINUTE TRAFFIC COUNT SUMMARY

DATE 01/09/20
TIME 15:27:01
PAGE 94

SR 014 S100975 MP 000.00	OFF SYSTEM ID.	LEG 2	DIRECTION OF TRAFFIC WESTBOUND																LANE ALL OF						
COUNT IDENTIFIER 19-001	COUNTER NUMBER 504649	DESCRIPTION: ON SR 14 WB ON RAMP FROM SE 192ND AVE																							
12/13/19 FRIDAY												12/13/19 FRIDAY												DAILY	
AM HOURS												PM HOURS												TOTAL	
12	1	2	3	4	5	6	7	8	9	10	11	12	1	2	3	4	5	6	7	8	9	10	11	12	TOTAL
00-15	25	4	11	10	18	64	160	205	229																
15-30	17	11	7	13	27	78	179	211	205																
30-45	8	10	7	14	48	105	188	215																	
45-00	8	2	7	20	41	114	207	229																	
HR																									
TOT	58	27	32	57	134	361	734	860	434															2697	
										AM PEAK HOUR 0715 TO 0815 VOLUME				884				AM TOTAL				2697			
										PM PEAK HOUR 0000 TO 0000 VOLUME				0				PM TOTAL				0			

12/10/19 THRU 12/13/19
TOTAL HOURS FOR COUNT 67

2 DAYS FACTOR GROUP P06 FACTOR GROUP P06
AVG WEEKDAY VOL 11503 X SEASONAL ADJ. FACTOR 1.0000 = 11503 X AXLE CORR FACTOR 0.9671 = ESTIMATED AVG DAILY TRAFFIC 11125

PEAK HOUR PERCENTAGES: K = 9.00 D = 100.00
PEAK HOUR LOCATION : VOLUME = 1035 DATE: 12/10/19 TIME: 04:30 PM

Interval 60 min. 15 min.
 Binned(CL/SP) Count(volume)
Lane No 1 2

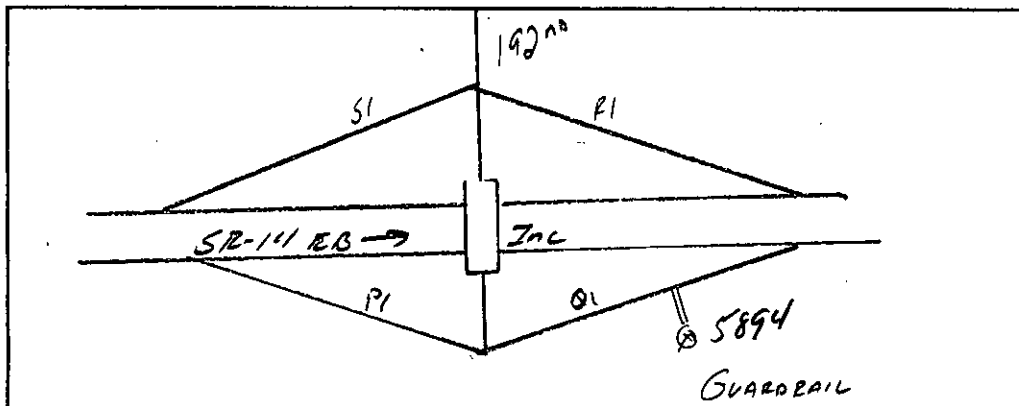
Direction Channel 1 _____
Direction Channel 2 _____
Unique ID# _____

Counter No. 505894 Count ID 19-001
SR 014 RRT/RRQ Q101046 MP 0.00
Leg 2 Direction EB OSID _____

Station Description ON SR-14 EB ON RAMP FROM SE 192ND AVE

Date	Day	Time	Comments
	2		Manual (1) _____ (2) _____ Counter (1) _____ (2) _____ <i>COUNTER SET ON TUESDAY</i>
12/10/19	3	12:25	Manual (1) <u>5</u> (2) _____ Counter (1) <u>5</u> (2) _____ SET OK JH 6.5V
12/11/19	4	11:11	Manual (1) <u>26</u> (2) _____ Counter (1) <u>26</u> (2) _____ CHECK OK JH 6.5V
12/12/19	5	11:17	Manual (1) <u>25</u> (2) _____ Counter (1) <u>25</u> (2) _____ CHECK OK JH 6.4V
12/13/19	6	8/6	Manual (1) <u>1</u> (2) _____ Counter (1) <u>1</u> (2) _____ PICK UP OK JH 6.3V

Sketch



JH
Field Person

3950

STATE OF WASHINGTON - DEPARTMENT OF TRANSPORTATION
 TRIP SYSTEM
 HOURLY TRAFFIC CLASSIFICATION SUMMARY

SR 014 Q101046 MP 000.00 OFF SYSTEM ID. LEG 2 DIRECTION OF TRAFFIC EASTBOUND LANE ALL OF
 COUNT IDENTIFIER 19-001 COUNTER NUMBER 505894 DESCRIPTION: ON SR 14 EB ON RAMP FROM SE 192ND AVE

12-10-19 TUESDAY		CARS PICKUPS	SINGLE UNITS				SINGLE UNIT %	DOUBLE UNITS			DOUBLE UNIT %	TRAINS			TRAIN %	TRUCK %	CLASS UNKNOWN	TOTAL VEHICLES
AM HOURS			BUS	MED	HVY	4+		4-	5	6+		5-	6	7+				
12 - 1																		
1 - 2																		
2 - 3																		
3 - 4																		
4 - 5																		
5 - 6																		
6 - 7																		
7 - 8																		
8 - 9																		
9 - 10																		
10 - 11																		
11 - 12																		
PM HOURS																		
12 - 1																		
1 - 2		252		8	4	4.5	2	1	1.1					5.6			267	
2 - 3		323	3	7	3	3.8		1	1	.6				4.4			338	
3 - 4		386	3	4	2	2.3								2.3			395	
4 - 5		384	2	1		.8	2	1	.8					1.5			390	
5 - 6		377	1	10		2.8	4	1	1.3					4.1			393	
6 - 7		264		4		1.5		1	.4					1.9			269	
7 - 8		199					1		.5					.5			200	
8 - 9		134															134	
9 - 10		73		1		1.4								1.4			74	
10 - 11		57															57	
11 - 12		16															16	

AM TOTAL																		
PM TOTAL		2465	9	35	9	2.1	9	4	2	.6				2.7			2533	
DAY TOTAL		2465	9	35	9	2.1	9	4	2	.6				2.7			2533	
														2-AXLE EQUIVALENT			2557	

STATE OF WASHINGTON - DEPARTMENT OF TRANSPORTATION
 TRIPS SYSTEM
 HOURLY TRAFFIC CLASSIFICATION SUMMARY

SR 014 Q101046 MP 000.00 OFF SYSTEM ID. LEG 2 DIRECTION OF TRAFFIC EASTBOUND LANE ALL OF
 COUNT IDENTIFIER 19-001 COUNTER NUMBER 505894 DESCRIPTION: ON SR 14 EB ON RAMP FROM SE 192ND AVE

12-11-19 WEDNESDAY		CARS PICKUPS	SINGLE UNITS				SINGLE UNIT %	DOUBLE UNITS			DOUBLE UNIT %	TRAINS			TRAIN %	TRUCK %	CLASS UNKNOWN	TOTAL VEHICLES
AM HOURS	BUS		MED	HVY	4+	4-		5	6+	5-		6	7+					
12 - 1		3															3	
1 - 2		9															9	
2 - 3		4															4	
3 - 4		4															4	
4 - 5		10		1			9.1								9.1		11	
5 - 6		35		1			2.7		1		2.7				5.4		37	
6 - 7		84		2	4		6.6	1			1.1				7.7		91	
7 - 8		140	1	5	5		7.2	1		1	1.3				8.5		153	
8 - 9		178	2	9	3		7.1	3		1	2.0				9.2		196	
9 - 10		144		2	1		2.0	3	1	1	3.3				5.3		152	
10 - 11		163		6			3.5			1	.6				4.1		170	
11 - 12		198		10	1		5.2			1	.5				5.7		210	
PM HOURS																		
12 - 1		281	3	5			2.7			2	.7				3.4		291	
1 - 2		257	1	5	2		3.0	5		1	2.2				5.2		271	
2 - 3		323		9	3	2	4.1	2		1	.9				5.0		340	
3 - 4		358	6	6			3.2	2	1		.8				4.0		373	
4 - 5		420	3	1			.9	3			.7				1.6		427	
5 - 6		367		4			1.1	2			.5				1.6		373	
6 - 7		290		4			1.4								1.4		294	
7 - 8		190		3			1.6								1.6		193	
8 - 9		175						1			.6				.6		176	
9 - 10		91		1			1.1								1.1		92	
10 - 11		55		1			1.8								1.8		56	
11 - 12		20															20	
AM TOTAL		972	3	36	14		5.1	8	2	5	1.4				6.5		1040	
PM TOTAL		2827	13	39	5	2	2.0	15	1	4	.7				2.7		2906	
DAY TOTAL		3799	16	75	19	2	2.8	23	3	9	.9				3.7		3946	
																	2-AXLE EQUIVALENT	4003

STATE OF WASHINGTON - DEPARTMENT OF TRANSPORTATION
 TRIP SYSTEM
 HOURLY TRAFFIC CLASSIFICATION SUMMARY

SR 014 Q101046 MP 000.00 OFF SYSTEM ID. LEG 2 DIRECTION OF TRAFFIC EASTBOUND LANE ALL OF
 COUNT IDENTIFIER 19-001 COUNTER NUMBER 505894 DESCRIPTION: ON SR 14 EB ON RAMP FROM SE 192ND AVE

12-12-19 THURSDAY AM HOURS	CARS PICKUPS	SINGLE UNITS				SINGLE UNIT %	DOUBLE UNITS			DOUBLE UNIT %	TRAINS			TRAIN %	TRUCK %	CLASS UNKNOWN	TOTAL VEHICLES
		BUS	MED	HVY	4+		4-	5	6+		5-	6	7+				
12 - 1	18																18
1 - 2	11																11
2 - 3	4		2			33.3								33.3			6
3 - 4	1																1
4 - 5	8		1			11.1								11.1			9
5 - 6	23		2			8.0								8.0			25
6 - 7	97		4	1		4.9								4.9			102
7 - 8	145		5	2		4.5	1	1		1.3				5.8			154
8 - 9	173	3	8	3	1	7.9	1		2	1.6				9.4			191
9 - 10	152	1	4	2		4.3		3	2	3.0				7.3			164
10 - 11	146	1	5	2		5.1	2		1	1.9				7.0			157
11 - 12	222		8	4		5.0	2		2	1.7				6.7			238
PM HOURS																	
12 - 1	254	1	5	2		3.0		1		.4				3.4			263
1 - 2	292		3	4		2.3			2	.7				3.0			301
2 - 3	298	4	11	1		5.1	1			.3				5.4			315
3 - 4	364	2	7			2.4	1		1	.5				2.9			375
4 - 5	398	2	5			1.7	1			.2				2.0			406
5 - 6	390		3	1		1.0	1			.3				1.3			395
6 - 7	267		5			1.8	1			.4				2.2			273
7 - 8	227						1			.4				.4			228
8 - 9	160		4			2.4								2.4			164
9 - 10	76																76
10 - 11	61		1			1.6								1.6			62
11 - 12	20																20
AM TOTAL	1000	5	39	14	1	5.5	6	4	7	1.6				7.1			1076
PM TOTAL	2807	9	44	8		2.1	6	1	3	.3				2.5			2878
DAY TOTAL	3807	14	83	22	1	3.0	12	5	10	.7				3.7			3954
														2-AXLE EQUIVALENT			4006

STATE OF WASHINGTON - DEPARTMENT OF TRANSPORTATION
 TRIPS SYSTEM
 HOURLY TRAFFIC CLASSIFICATION SUMMARY

SR 014 Q101046 MP 000.00 OFF SYSTEM ID. LEG 2 DIRECTION OF TRAFFIC EASTBOUND LANE ALL OF
 COUNT IDENTIFIER 19-001 COUNTER NUMBER 505894 DESCRIPTION: ON SR 14 EB ON RAMP FROM SE 192ND AVE

12-13-19	CARS PICKUPS	SINGLE UNITS				SINGLE UNIT %	DOUBLE UNITS			DOUBLE UNIT %	TRAINS			TRAIN %	TRUCK %	CLASS UNKNOWN	TOTAL VEHICLES
FRIDAY AM HOURS		BUS	MED	HVY	4+		4-	5	6+		5-	6	7+				
12 - 1	11																11
1 - 2	11																11
2 - 3	5																5
3 - 4	4		2			33.3									33.3		6
4 - 5	12		2			14.3									14.3		14
5 - 6	22	2	3			18.5									18.5		27
6 - 7	75		3	3		7.3	1			1.2				8.5		82	
7 - 8	134		2	2		2.8	1	2		2.1				5.0		141	
8 - 9																	
9 - 10																	
10 - 11																	
11 - 12																	
PM HOURS																	
12 - 1																	
1 - 2																	
2 - 3																	
3 - 4																	
4 - 5																	
5 - 6																	
6 - 7																	
7 - 8																	
8 - 9																	
9 - 10																	
10 - 11																	
11 - 12																	
AM TOTAL	274	2	12	5		6.4	2	2		1.3				7.7		297	
PM TOTAL																	
DAY TOTAL	274	2	12	5		6.4	2	2		1.3				7.7		297	
														2-AXLE EQUIVALENT			305

12-10-19 THRU 12-13-19

AVERAGE WEEKDAY CLASSIFICATION VOLUMES *****																	
AVG WEEKDAY VOLUME	CARS PICKUPS	SINGLE UNITS				SINGLE UNIT %	DOUBLE UNITS			DOUBLE UNIT %	TRAINS			TRAIN %	TRUCK %	CLASS UNKNOWN	TOTAL VEHICLES
		BUS	MED	HVY	4+		4-	5	6+		5-	6	7+				
3803		15	79	21	2	3.0	18	4	10	.8					3.8		3950
															AWD 2-AXLE EQUIVALENT		4009

TOTAL HOURS FOR COUNT 67
 2 DAYS FACTOR GROUP P06
 AVG WEEKDAY VOL 3950 X SEASONAL ADJ. FACTOR 1.0000 = ESTIMATED AVG DAILY TRAFFIC 3950

PEAK HOUR PERCENTAGES: K = 10.81 D = 100.00 T = 1.64
 PEAK HOUR LOCATION : VOLUME = 427 DATE: 12/11/19 TIME: 04:00 PM



Interval 60 min. 15 min.
 Binned(CL/SP) Count(volume)
 Lane No 1 2

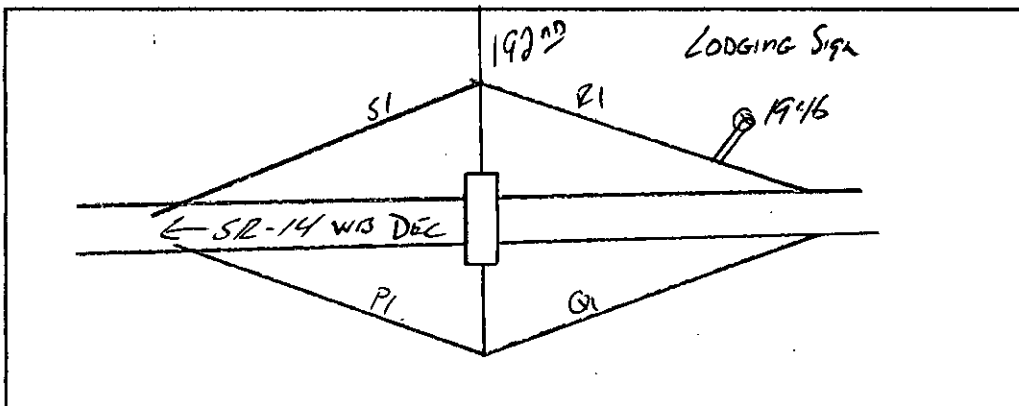
Direction Channel 1 _____
 Direction Channel 2 _____
 Unique ID# _____

Counter No. 501946 Count ID 19-001
 SR 014 RRT/RRQ R1 01037 MP 0.00
 Leg 2 Direction WB OSID _____

Station Description ON SR-14 WB OFF RAMP TO SE 192ND AVE

Date	Day	Time	Comments
/	2	/	Manual (1) _____ (2) _____ Counter (1) _____ (2) _____ <i>COUNTER SET ON TUESDAY</i>
12/10/19	3	12:50	Manual (1) <u>5</u> (2) _____ Counter (1) <u>5</u> (2) _____ SET OK JH 6.5V
12/11/19	4	11:33	Manual (1) <u>18</u> (2) _____ Counter (1) <u>18</u> (2) _____ CHECK OK JH 6.6V
12/12/19	5	11:38	Manual (1) <u>21</u> (2) _____ Counter (1) <u>21</u> (2) _____ CHECK OK JH 6.5V
12/13/19	6	8:32	Manual (1) <u>1</u> (2) _____ Counter (1) <u>1</u> (2) _____ PICK UP OK JH 6.4v

Sketch



JH
Field Person

3933

STATE OF WASHINGTON - DEPARTMENT OF TRANSPORTATION
 TRIP SYSTEM
 HOURLY TRAFFIC CLASSIFICATION SUMMARY

SR 014 R101037 MP 000.00 OFF SYSTEM ID. LEG 2 DIRECTION OF TRAFFIC WESTBOUND LANE ALL OF
 COUNT IDENTIFIER 19-001 COUNTER NUMBER 501946 DESCRIPTION: ON SR 14 WB OFF RAMP TO SE 192ND AVE

12-10-19 TUESDAY AM HOURS	CARS PICKUPS	SINGLE UNITS				SINGLE UNIT %	DOUBLE UNITS			DOUBLE UNIT %	TRAINS			TRAIN %	TRUCK %	CLASS UNKNOWN	TOTAL VEHICLES
		BUS	MED	HVY	4+		4-	5	6+		5-	6	7+				
12 - 1																	
1 - 2																	
2 - 3																	
3 - 4																	
4 - 5																	
5 - 6																	
6 - 7																	
7 - 8																	
8 - 9																	
9 - 10																	
10 - 11																	
11 - 12																	
PM HOURS																	
12 - 1																	
1 - 2	241	1	8	2	4.3	2	1	1	1.6					5.9			256
2 - 3	236	7	8	1	6.2	1		5	2.3		1	.4		8.9			259
3 - 4	312	7	5		3.7	2		1	.9					4.6			327
4 - 5	303	2	6		2.6	1		1	.6					3.2			313
5 - 6	243		8		3.2						1	.4		3.6			252
6 - 7	191		4		2.1									2.1			195
7 - 8	126		2		1.6									1.6			128
8 - 9	91						1		1.1					1.1			92
9 - 10	45					1	1		4.3					4.3			47
10 - 11	31		1		3.0		1		3.0					6.1			33
11 - 12	19																19

AM TOTAL																	
PM TOTAL	1838	17	42	3	3.2	7	4	8	1.0		2	.1		4.3			1921
DAY TOTAL	1838	17	42	3	3.2	7	4	8	1.0		2	.1		4.3			1921
														2-AXLE EQUIVALENT			1957

STATE OF WASHINGTON - DEPARTMENT OF TRANSPORTATION
 TRIP SYSTEM
 HOURLY TRAFFIC CLASSIFICATION SUMMARY

SR 014 R101037 MP 000.00 OFF SYSTEM ID. LEG 2 DIRECTION OF TRAFFIC WESTBOUND LANE ALL OF
 COUNT IDENTIFIER 19-001 COUNTER NUMBER 501946 DESCRIPTION: ON SR 14 WB OFF RAMP TO SE 192ND AVE

WEDNESDAY AM HOURS	CARS PICKUPS	SINGLE UNITS				SINGLE UNIT %	DOUBLE UNITS			DOUBLE UNIT %	TRAINS			TRAIN %	TRUCK %	CLASS - UNKNOWN	TOTAL VEHICLES
		BUS	MED	HVY	4+		4-	5	6+		5-	6	7+				
12 - 1	7																7
1 - 2	5																5
2 - 3	10																10
3 - 4	6																6
4 - 5	20			1		4.8								4.8			21
5 - 6	68			2		2.8		1	1.4					4.2			71
6 - 7	145			3	2	3.3	1		.7					4.0			151
7 - 8	215	7	6	6		8.0	1	2	1.7					9.7			238
8 - 9	276	2	9	4		5.1	1		1.4					6.4			295
9 - 10	249	1	8	4		4.9		1	.4					5.3			263
10 - 11	242		8	1		3.5	1	1	1.2					4.7			254
11 - 12	278	7	10	3		6.6	2	2	1.6			1	.3	8.6			304
PM HOURS																	
12 - 1	292	2	4	1		2.3	1	1	1.0					3.3			302
1 - 2	254		11	1		4.5	1	1	1.1					5.6			269
2 - 3	246		4	1		2.0	1	1	1.6					3.5			255
3 - 4	340	4	10	2		4.5	2		.8					5.3			359
4 - 5	334	1	6			2.0		1	.6					2.6			343
5 - 6	264		6			2.2		1	.4					2.6			271
6 - 7	207	2	3			2.4								2.4			212
7 - 8	146		2			1.4								1.4			148
8 - 9	91		2			2.1		1	1.1					3.2			94
9 - 10	53		1			1.9								1.9			54
10 - 11	28		1			3.4								3.4			29
11 - 12	20																20
AM TOTAL	1521	17	47	20		5.2	6	6	7	1.2				6.4			1625
PM TOTAL	2275	9	50	5		2.7	5	5	7	.7				3.4			2356
DAY TOTAL	3796	26	97	25		3.7	11	11	14	.9				4.6			3981
2-AXLE EQUIVALENT																	
4052																	

STATE OF WASHINGTON - DEPARTMENT OF TRANSPORTATION
 TRIP SYSTEM
 HOURLY TRAFFIC CLASSIFICATION SUMMARY

SR 014 R101037 MP 000.00

OFF SYSTEM ID.

LEG 2

DIRECTION OF TRAFFIC WESTBOUND

LANE ALL OF

COUNT IDENTIFIER 19-001

COUNTER NUMBER 501946

DESCRIPTION: ON SR 14 WB OFF RAMP TO SE 192ND AVE

THURSDAY AM HOURS	CARS PICKUPS	SINGLE UNITS				SINGLE UNIT %	DOUBLE UNITS			DOUBLE UNIT %	TRAINS			TRAIN %	TRUCK %	CLASS UNKNOWN	TOTAL VEHICLES
		BUS	MED	HVY	4+		4-	5	6+		5-	6	7+				
12 - 1	11																11
1 - 2	6																6
2 - 3	12		2			14.3								14.3			14
3 - 4	6		1			14.3								14.3			7
4 - 5	15		2			11.8								11.8			17
5 - 6	58		3			4.9								4.9			61
6 - 7	161		4	2		3.6								3.6			167
7 - 8	213	-7	7	3		7.3		1		1.3				8.6			233
8 - 9	287	2	6	2	1	3.6	2		2	1.3				5.0			302
9 - 10	244		4	2	1	2.8	2		1	1.2				3.9			254
10 - 11	216	1	4	2		3.1	1		1	.9				4.0			225
11 - 12	262	2	10		1	4.6	3		2	1.8				6.4			280
PM HOURS																	
12 - 1	257	1	9	3	1	5.1	2	1		1.1			1	.4		6.5	275
1 - 2	218		8	3	1	5.2			2	.9				6.0			232
2 - 3	272	7	10		1	6.2	1			.3				6.5			291
3 - 4	335	6	5	1		3.4	1	1	2	1.1			1	.3		4.8	352
4 - 5	344		4			1.1			1	.3				1.4			349
5 - 6	269		7			2.5								2.5			276
6 - 7	184		2			1.1								1.1			186
7 - 8	135		1			.7		1		.7				1.5			137
8 - 9	91		4			4.2								4.2			95
9 - 10	50		1			2.0								2.0			51
10 - 11	36																36
11 - 12	26		1			3.7								3.7			27
AM TOTAL	1491	12	43	11	3	4.4	10	1	6	1.1				5.5			1577
PM TOTAL	2217	14	52	7	3	3.3	4	3	5	.5			2	.1		3.9	2307
DAY TOTAL	3708	26	95	18	6	3.7	14	4	11	.7			2	.1		4.5	3884
															2-AXLE EQUIVALENT		3946

STATE OF WASHINGTON - DEPARTMENT OF TRANSPORTATION
 TRIP SYSTEM
 HOURLY TRAFFIC CLASSIFICATION SUMMARY

SR 014 R101037 MP 000.00 OFF SYSTEM ID. LEG 2 DIRECTION OF TRAFFIC WESTBOUND LANE ALL OF
 COUNT IDENTIFIER 19-001 COUNTER NUMBER 501946 DESCRIPTION: ON SR 14 WB OFF RAMP TO SE 192ND AVE

FRIDAY AM HOURS	CARS PICKUPS	SINGLE UNITS				SINGLE UNIT %	DOUBLE UNITS			DOUBLE UNIT %	TRAINS			TRAIN %	TRUCK %	CLASS UNKNOWN	TOTAL VEHICLES
		BUS	MED	HVY	4+		4-	5	6+		5-	6	7+				
12 - 1	12		1			7.7								7.7			13
1 - 2	6		1			14.3								14.3			7
2 - 3	12																12
3 - 4	9							1		10.0				10.0			10
4 - 5	22		1			4.2								4.2		1	24
5 - 6	58		3			4.9								4.9			61
6 - 7	144		5	3		5.2		1		.7				5.9			153
7 - 8	213	6	9	5	1	8.8	1	1	2	1.7				10.5			238
8 - 9																	
9 - 10																	
10 - 11																	
11 - 12																	
PM HOURS																	
12 - 1																	
1 - 2																	
2 - 3																	
3 - 4																	
4 - 5																	
5 - 6																	
6 - 7																	
7 - 8																	
8 - 9																	
9 - 10																	
10 - 11																	
11 - 12																	
AM TOTAL	476	6	20	8	1	6.8	2	2	2	1.2				7.9	1		518
PM TOTAL																	
DAY TOTAL	476	6	20	8	1	6.8	2	2	2	1.2				7.9	1		518
														2-AXLE EQUIVALENT			532

12-10-19 THRU 12-13-19

AVERAGE WEEKDAY CLASSIFICATION VOLUMES *****

AVG WEEKDAY VOLUME	CARS PICKUPS	SINGLE UNITS				SINGLE UNIT %	DOUBLE UNITS			DOUBLE UNIT %	TRAINS			TRAIN %	TRUCK %	CLASS UNKNOWN	TOTAL VEHICLES
		BUS	MED	HVY	4+		4-	5	6+		5-	6	7+				
3752	26	96	22	3	3.7	13	8	13	.9			2	.1	4.7			3933
														AWD 2-AXLE EQUIVALENT			4005

TOTAL HOURS FOR COUNT 67
 2 DAYS FACTOR GROUP P06
 AVG WEEKDAY VOL 3933 X SEASONAL ADJ. FACTOR 1.0000 = ESTIMATED AVG DAILY TRAFFIC 3933

PEAK HOUR PERCENTAGES: K = 9.13 D = 100.00 T = 5.29
 PEAK HOUR LOCATION : VOLUME = 359 DATE: 12/11/19 TIME: 03:00 PM