



Interval  60 min.  15 min.

Count(volume)  Speed

Binned(CL/SP)  Raw

---

Lane No  1  2

Direction Channel 1 \_\_\_\_\_

Direction Channel 2 \_\_\_\_\_

Data Hog # 7058

Counter No. 11680-17 Count ID ATR

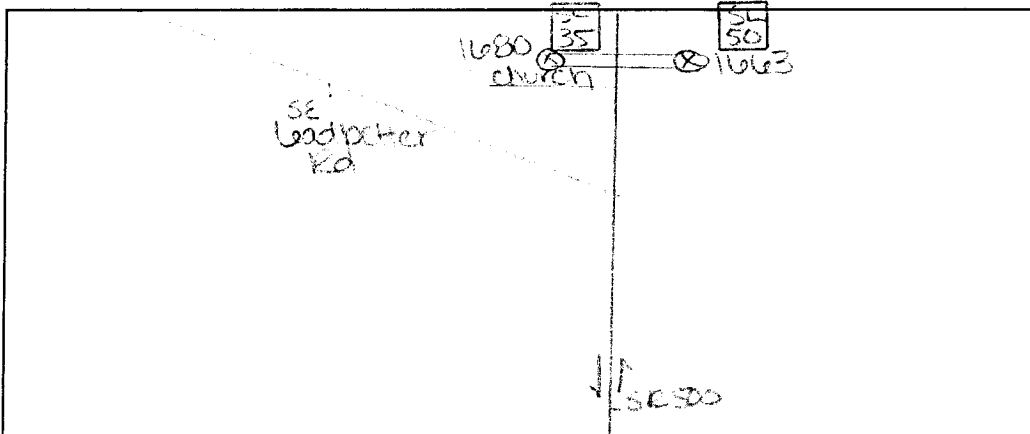
SR 500 RRT/RRQ MP 17.26

Leg 1 Direction SB OSID \_\_\_\_\_

Station Description - ON SR 500 nlo SE Leadbetter Rd

Date	Day	Time	Comments
4/18/05	2	1322	Manual (1) <u>1</u> (2) _____ Counter (1) <u>1</u> (2) _____ Set as <u>CLS</u> SET OK AH <span style="float: right;">6.6</span>
4/19	3	1016	Manual (1) <u>11</u> (2) _____ Counter (1) <u>11</u> (2) _____ CNTR OKAH <span style="float: right;">6.4</span>
4/20	4	0834	Manual (1) <u>13</u> (2) _____ Counter (1) <u>13</u> (2) _____ CNTR OKAH <span style="float: right;">6.3</span>
4/21	5	1045	Manual (1) <u>10</u> (2) _____ Counter (1) <u>10</u> (2) _____ <u>4/2 msc/scr on 4/3</u> CNTR OKAH <span style="float: right;">6.3</span>
4/22	6	719	Manual (1) _____ (2) _____ Counter (1) _____ (2) _____ P/U CNTR AH/ <span style="float: right;">6.3</span>

Sketch



Arthur  
Field Person



Interval  60 min.  15 min.

Count(volume)  Speed

Binned(CL/SP)  Raw

---

Lane No  1  2

Direction Channel 1 \_\_\_\_\_

Direction Channel 2 \_\_\_\_\_

Data Hog # 7058

Counter No. 11663-17 Count ID ATR

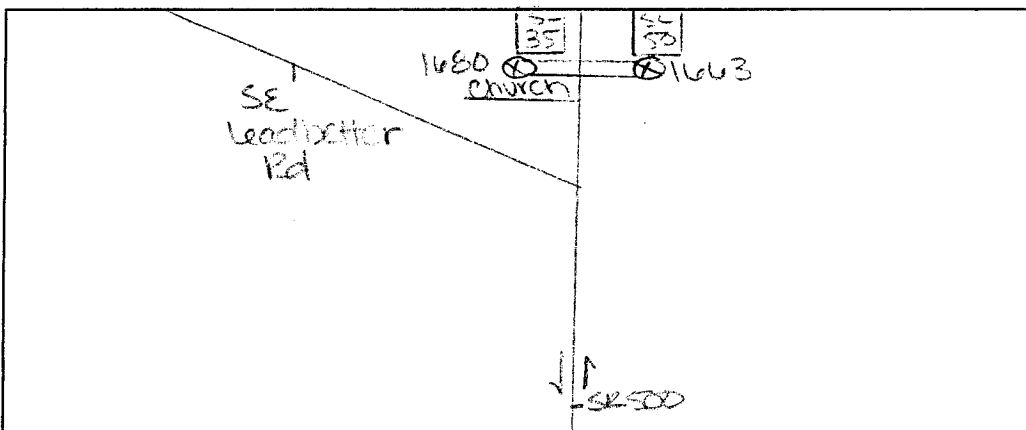
SR 500 RRT/RRQ MP 17.26

Leg 1 Direction NB OSID \_\_\_\_\_

Station Description - ON SR 500 nlo SE Leadbetter Rd

Date	Day	Time	Comments
4/18/05	2	1320	Manual (1) <u>2</u> (2) <u>2</u> Counter (1) <u>2</u> (2) <u>2</u> Set as <u>CIS</u> SET OK AH <span style="float: right;">6.10</span>
4/19	3	1021	Manual (1) <u>2</u> (2) <u>2</u> Counter (1) <u>2</u> (2) <u>2</u> CNTR OK AH <span style="float: right;">6.4</span>
4/20	4	0839	Manual (1) <u>7</u> (2) <u>7</u> Counter (1) <u>7</u> (2) <u>7</u> CNTR OK AH <span style="float: right;">6.4</span>
4/21	5	1050	Manual (1) <u>8</u> (2) <u>8</u> Counter (1) <u>8</u> (2) <u>8</u> CNTR OK AH <span style="float: right;">6.3</span>
4/22	6	0719	Manual (1) <u>  </u> (2) <u>  </u> Counter (1) <u>  </u> (2) <u>  </u> P/U CNTR AH/ <span style="float: right;">6.3</span>

Sketch



[Signature]  
Field Person

STATE OF WASHINGTON - DEPARTMENT OF TRANSPORTATION  
 TRIP SYSTEM  
 HOURLY TRAFFIC CLASSIFICATION SUMMARY

SR	COUNT	IDENTIFIER	ATR	MP	OFF SYSTEM ID.	COUNTER NUMBER	DESCRIPTION	LEG	DIRECTION OF TRAFFIC	LANE ALL OF									
04-18-05						001680	ON SR 500 N/O SE LEADBETTER RD	1	SOUTHBOUND										
MONDAY																			
AM HOURS	CARS	PICKUPS	BUS	SINGLE MED	HVY	4+	SINGLE UNIT %	DOUBLE 4-	DOUBLE 5+	DOUBLE 6+	DOUBLE 7+	TRAINS 5-	TRAINS 6+	TRAINS 7+	TRAIN %	TRUCK %	CLASS UNKNOWN	TOTAL VEHICLES	
12 - 1	109		1	8	7		12.4	2				1			.8	14.7	1	129	
1 - 2	147			10	5		9.1	1							.6	9.7	2	165	
2 - 3	126		4	18			14.7		1						.7	15.3	1	150	
3 - 4	134			9	2		7.5	1							.7	8.2	1	147	
4 - 5	125			8			5.9	1							.7	6.6	2	136	
5 - 6	93			7			6.9								1.0	7.9		101	
6 - 7	68			3			4.2									4.2		71	
7 - 8	41			4			8.9									8.9		45	
8 - 9	23			4			13.8									13.8		29	
9 - 10	14																	14	
10 - 11																			
11 - 12																			
AM TOTAL	880		5	71	14		9.1	6	1			1			.7	9.9	9	987	
PM TOTAL	880		5	71	14		9.1	6	1			1			.7	9.9	9	987	
DAY TOTAL	880		5	71	14		9.1	6	1			1			.7	9.9	9	987	
																		9	1004

2-AXLE EQUIVALENT



STATE OF WASHINGTON - DEPARTMENT OF TRANSPORTATION  
 TRIP SYSTEM  
 HOURLY TRAFFIC CLASSIFICATION SUMMARY

SR 500	MP 017.26	OFF SYSTEM ID.	LEG 1	COUNTER NUMBER	DESCRIPTION: ON SR 500 N/O SE LEADBETTER RD	DIRECTION OF TRAFFIC	LANE ALL OF								
04-20-05				001680		SOUTHBOUND									
WEDNESDAY															
AM HOURS	CARS PICKUPS	BUS	SINGLE MED	HVY	4+	SINGLE UNIT %	DOUBLE 4-5	DOUBLE 6+	DOUBLE UNIT %	5-6	TRAINS 7+	TRAIN %	TRUCK %	CLASS UNKNOWN	TOTAL VEHICLES
12 - 1	7														7
1 - 2	4														4
2 - 3	3														3
3 - 4	5														6
4 - 5	23														25
5 - 6	80														97
6 - 7	161														191
7 - 8	230														259
8 - 9	201														227
9 - 10	105														115
10 - 11	112														132
11 - 12	104														119
PM HOURS															
12 - 1	127														139
1 - 2	137														155
2 - 3	118														137
3 - 4	124														150
4 - 5	137														150
5 - 6	150														155
6 - 7	150														160
7 - 8	95														103
8 - 9	119														126
9 - 10	72														76
10 - 11	49														52
11 - 12	17														19
AM TOTAL	1035														1185
PM TOTAL	1295														1422
DAY TOTAL	2330														2607
															2645

2-AXLE EQUIVALENT

HOURLY TRAFFIC CLASSIFICATION SUMMARY

SR 500 MP 017.26 OFF SYSTEM ID. LEG 1 DIRECTION OF TRAFFIC SOUTHBOUND LANE ALL OF

COUNT IDENTIFIER ATR COUNTER NUMBER 001680 DESCRIPTION: ON SR 500 N/O SE LEADBETTER RD

THURSDAY AM HOURS	CARS PICKUPS	BUS	SINGLE MED	UNITS HVY	4+	SINGLE UNIT %	DOUBLE 4-	UNITS 5	6+	DOUBLE UNIT %	5-	TRAINS 6	7+	TRAIN %	TRUCK %	CLASS UNKNOWN	TOTAL VEHICLES
12 - 1	8		1			11.1									11.1		9
1 - 2	2																2
2 - 3	1																1
3 - 4	5																5
4 - 5	19		3			13.6	1			1.1	1			1.1	13.6		22
5 - 6	74		16			17.4	1			1.1				1.1	19.6		92
6 - 7	175		24			12.4	1			.5				.7	12.9		201
7 - 8	235	2	28		1	11.5	2			.7	1			.7	13.0		270
8 - 9	158	3	20			12.5		1		.5				.5	13.0	2	184
9 - 10	114	1	12			10.2									10.2		127
10 - 11	118	1	15		1	11.9		1		.7				.7	12.6		135
11 - 12	109	1	10			9.9									9.9		121
PM HOURS																	
12 - 1	135		11		1	8.6	2			1.3				1.3	9.9	1	151
1 - 2	93		16			14.0	2			1.8				1.8	15.8	3	114
2 - 3	156		10		2	7.1	1		1	1.2				1.2	17.0		170
3 - 4	143		14			9.5									9.5		158
4 - 5	134	2	19			13.3	1		1	1.3			1	.6	15.2	2	158
5 - 6	145		2			4.5	1			.7				.7	2.0		150
6 - 7	147		7			6.1		1							5.1	1	156
7 - 8	93		6			5.8									6.1		99
8 - 9	65		4			5.4									5.8		69
9 - 10	35		2			5.4									5.4		37
10 - 11	37		1			2.6									2.6		38
11 - 12	16		1			5.9									5.9		17
AM TOTAL	1018	7	129		4	12.0	4		2	.5	2		1	.3	12.7	2	1169
PM TOTAL	1199	3	93		4	7.6	7		1	.8			1	.1	8.4	7	1317
DAY TOTAL	2217	10	222		8	9.7	11		4	.6	2		1	.2	10.5	9	2486
																2-AXLE EQUIVALENT	2517

STATE OF WASHINGTON - DEPARTMENT OF TRANSPORTATION  
 TRIP SYSTEM  
 HOURLY TRAFFIC CLASSIFICATION SUMMARY

SR 500 MP 017.26 OFF SYSTEM ID. LEG 1 DIRECTION OF TRAFFIC SOUTHBOUND LANE ALL OF  
 COUNT IDENTIFIER ATR COUNTER NUMBER 001680 DESCRIPTION: ON SR 500 N/O SE LEADBETTER RD

04-22-05	CARS PICKUPS	BUS MED	SINGLE UNITS 4+	SINGLE UNIT %	DOUBLE UNITS 4-5	DOUBLE UNITS 6+	DOUBLE UNIT %	5-6	TRAINS 7+	TRAIN %	TRUCK %	CLASS UNKNOWN	TOTAL VEHICLES
FRIDAY	9												9
AM HOURS	12 - 1												4
	1 - 2												4
	2 - 3												1
	3 - 4												4
	4 - 5												18
	5 - 6												74
	6 - 7												187
	7 - 8												
	8 - 9												
	9 - 10												
	10 - 11												
	11 - 12												
PM HOURS	12 - 1												
	1 - 2												
	2 - 3												
	3 - 4												
	4 - 5												
	5 - 6												
	6 - 7												
	7 - 8												
	8 - 9												
	9 - 10												
	10 - 11												
	11 - 12												
AM TOTAL	254		39	13.1	4		1.3				14.5		297
PM TOTAL													
DAY TOTAL	254		39	13.1	4		1.3				14.5		297

2-AXLE EQUIVALENT 301

04-18-05 THRU 04-22-05

AVERAGE WEEKDAY CLASSIFICATION VOLUMES \*\*\*\*\*

CARS PICKUPS	BUS MED	HVY 4+	SINGLE UNIT %	DOUBLE UNITS 4-5	DOUBLE UNITS 6+	DOUBLE UNIT %	5-6	TRAINS 6	TRAINS 7+	TRAIN %	TRUCK %	CLASS UNKNOWN	TOTAL VEHICLES
2240	11	229	9	1	9.9	10	5	1	1	1	1	1	2515
TOTAL HOURS FOR COUNT 89													
3 DAYS FACTOR GROUP GR-05													
AVG WEEKDAY VOL 2515 X SEASONAL ADJ. FACTOR 1.0000 = ESTIMATED AVG DAILY TRAFFIC 2515													
AWD 2-AXLE EQUIVALENT 7													
2547													

SR 500 MP 017.26 OFF SYSTEM ID. LEG 1 DIRECTION OF TRAFFIC NORTHBOUND LANE ALL OF

COUNT IDENTIFIER ATR COUNTER NUMBER 001663 DESCRIPTION: ON SR 500 N/O SE LEADBETTER RD

04-18-05	CARS PICKUPS	BUS	SINGLE MED	UNITS HVY	4+	SINGLE UNIT %	DOUBLE 4-	UNITS 5	DOUBLE 6+	UNIT %	DOUBLE UNIT %	5-	TRAINS 6	7+	TRAIN %	TRUCK %	CLASS UNKNOWN	TOTAL VEHICLES
MONDAY	1435		10	2	4	10.1	1									10.1		159
AM HOURS	188		17	1	5	10.8	1									11.3		213
12 - 1	196		16	1	4	9.6	1									10.1		218
1 - 2	237		20			7.7										7.7		260
2 - 3	184		15			7.5	1									8.0		200
3 - 4	136		6			4.2										4.2		143
4 - 5	105		9			7.9										7.9		114
5 - 6	86		2			2.2										2.2		89
6 - 7	26		5			16.1										16.1		31
7 - 8	34		1			2.9										2.9		35
8 - 9																		
9 - 10																		
10 - 11																		
11 - 12																		
AM TOTAL	1335		101	4	13	8.1	3									8.3		1462
PM TOTAL	1335		101	4	13	8.1	3									8.3		1462
DAY TOTAL	1335		101	4	13	8.1	3									8.3	6	1480

2-AXLE EQUIVALENT



STATE OF WASHINGTON - DEPARTMENT OF TRANSPORTATION  
TRIP SYSTEM  
HOURLY TRAFFIC CLASSIFICATION SUMMARY

SR 500 MP 017.26 OFF SYSTEM ID. LEG 1 DIRECTION OF TRAFFIC NORTHBOUND LANE ALL OF

COUNT IDENTIFIER ATR COUNTER NUMBER 001663 DESCRIPTION: ON SR 500 N/O SE LEADBETTER RD

04-19-05 TUESDAY AM HOURS	CARS PICKUPS	BUS	SINGLE MED	UNITS HVV	4+	SINGLE UNIT %	DOUBLE 4-	UNITS 5	6+	DOUBLE UNIT %	5-	TRAINS 6	7+	TRAIN %	TRUCK %	CLASS UNKNOWN	TOTAL VEHICLES	
																		1
12 - 1	8					18.2									18.2		1	8
1 - 1	9					14.3									14.3			11
2 - 3	6					25.0									25.0			7
3 - 4	3																	4
4 - 5	1																	2
5 - 6	7																	7
6 - 7	23					28.1									28.1			32
7 - 8	66					11.5									14.1			78
8 - 9	80					11.0									12.1			91
9 - 10	110					6.0									7.1			117
10 - 11	78					7.1									6.0			85
11 - 12	100					12.3									12.3			114
PM HOURS																		
12 - 1	114					12.3									12.3			130
1 - 2	100					6.5									7.4			108
2 - 3	143					8.8									9.4			159
3 - 4	224					7.8									8.2			244
4 - 5	221					8.3									8.3			242
5 - 6	249					9.7									10.1			277
6 - 7	205					6.8									6.8			220
7 - 8	163					8.4									8.4			178
8 - 9	129					6.5									6.5			138
9 - 10	76					3.8									3.8			79
10 - 11	47					2.1									2.1			48
11 - 12	34					8.1									8.1			37
AM TOTAL	491					10.6									11.2			556
PM TOTAL	1705					8.0									8.2			1860
DAY TOTAL	2196					8.6									8.9			2416
-----																		
2-AXLE EQUIVALENT																		
2430																		

SR 500	MP 017.26	OFF SYSTEM ID.	LEG 1	DIRECTION OF TRAFFIC	NORTHBOUND	LANE ALL OF												
COUNT IDENTIFIER	ATR	COUNTER NUMBER	001663	DESCRIPTION:	ON SR 500 N/O SE LEADBETTER RD													
04-20-05																		
WEDNESDAY																		
AM HOURS	CARS PICKUPS	BUS	SINGLE MED	HVY	4+	SINGLE UNIT %	DOUBLE 4-	5	6+	DOUBLE UNIT %	5-	6	7+	TRAIN %	TRUCK %	CLASS UNKNOWN	TOTAL VEHICLES	
12 - 1	20		1			12.5									11.1	1	8	
1 - 2	7					11.1										4	9	
2 - 3	8															4	4	
3 - 4	3															5	5	
4 - 5	4															4	4	
5 - 6	4															4	4	
6 - 7	4															4	4	
7 - 8	36	3	6		1	19.6									19.6	1	46	
8 - 9	55		7		1	12.7									12.7	1	63	
9 - 10	71	1	8		1	11.9									13.1	2	84	
10 - 11	87		7			9.2	1		1	1.2					7.2		98	
11 - 12	90		5		2	7.2				2.0					6.1	1	97	
PM HOURS	92		6			6.1									6.1		99	
12 - 1	119		9		2	8.5									8.5		130	
1 - 2	129		13		1	9.8									9.8		143	
2 - 3	145		13		3	10.5									10.5		162	
3 - 4	222		17		1	7.4	1			.4					7.8	2	243	
4 - 5	234		12		2	5.6	2			.8					6.4	1	251	
5 - 6	235		17		1	7.8	1			.4					8.2		256	
6 - 7	263		15			5.7				.7					6.4	2	283	
7 - 8	202		11			5.2									4.5		213	
8 - 9	168		8			4.5									4.5	1	177	
9 - 10	113		3			2.6									2.6		116	
10 - 11	45																45	
11 - 12	30		4			11.8									11.8		34	
AM TOTAL	477	4	41	4	2	9.5	2		1	.6					10.1	6	537	
PM TOTAL	1905	4	122	12	2	6.6	6		1	.3					6.9	6	2053	
DAY TOTAL	2382	4	163	16	4	7.2	8		1	.3					7.6	12	2590	
																		2612

2-AXLE EQUIVALENT

SR 500 MP 017.26 OFF SYSTEM ID. LEG 1 DIRECTION OF TRAFFIC NORTHBOUND LANE ALL OF

COUNT IDENTIFIER ATR COUNTER NUMBER 001663 DESCRIPTION: ON SR 500 N/O SE LEADBETTER RD

THURSDAY AM HOURS	CARS PICKUPS	BUS MED	SINGLE UNITS HVY	4+	SINGLE UNIT %	DOUBLE UNITS 4-	5	6+	DOUBLE UNIT %	5-	TRAINS 6	7+	TRAIN %	TRUCK %	CLASS UNKNOWN	TOTAL VEHICLES
12 - 1	21		1		4.5									4.5		22
1 - 2	8				33.3									33.3		8
2 - 3	6		3		33.3									33.3		9
3 - 4	2		1		33.3									33.3		3
4 - 5	4															4
5 - 6	7															7
6 - 7	26		6		25.7									25.7		35
7 - 8	64		3		4.5									4.5		67
8 - 9	88		8		10.1									10.1	1	99
9 - 10	93		11	1	12.8									12.8	2	109
10 - 11	94		5	1	5.9									7.8		102
11 - 12	88		10	1	10.8	2			2.0					13.7		102
PM HOURS																
12 - 1	127		11	2	9.2	2			1.4					10.6		142
1 - 2	117		13		9.8	1			1.5					11.4		132
2 - 3	152		15	1	9.4		1		.6					10.0	1	170
3 - 4	221		20		8.3	1			.4					8.7		242
4 - 5	241		13	1	5.9									5.9		256
5 - 6	242		13	1	5.4	2			.8					6.2	3	258
6 - 7	190		12		5.8	1			.5					6.3	1	206
7 - 8	170		13		7.0	1			.5					7.6		185
8 - 9	130		8		5.8									5.8		138
9 - 10	65		5		7.1									7.1		70
10 - 11	48		1		2.0									2.0		49
11 - 12	33		4		10.8									10.8		37
AM TOTAL	501		48	6	10.2	5			.9					11.1	3	567
PM TOTAL	1736		128	5	7.1	8	2		.5					7.6	5	1885
DAY TOTAL	2237		176	11	7.8	13	2		.6					8.4	8	2452
														2-AXLE EQUIVALENT		2476

DOT-RNB505A-B

STATE OF WASHINGTON - DEPARTMENT OF TRANSPORTATION  
TRIP SYSTEM  
HOURLY TRAFFIC CLASSIFICATION SUMMARY

DATE 06/07/05  
TIME 09:08:32  
PAGE 130

SR 500 MP 017.26 OFF SYSTEM ID. LEG 1 DIRECTION OF TRAFFIC NORTHBOUND LANE ALL OF  
COUNT IDENTIFIER ATR COUNTER NUMBER 001663 DESCRIPTION: ON SR 500 N/O SE LEADBETTER RD

04-22-05	CARS PICKUPS	BUS	SINGLE MED HVY	UNITS 4+	SINGLE UNIT %	DOUBLE UNITS 4-	5	6+	DOUBLE UNIT %	5-	6	7+	TRAIN %	TRUCK %	CLASS UNKNOWN	TOTAL VEHICLES
FRIDAY AM HOURS	22															22
1 - 1	8															8
2 - 2	7															7
3 - 3	3															3
4 - 4	1															1
5 - 5	11															11
6 - 6	22															22
7 - 7																
8 - 8																
9 - 9																
10 - 10																
11 - 11																
12 - 12																
PM HOURS																
1 - 1																
2 - 2																
3 - 3																
4 - 4																
5 - 5																
6 - 6																
7 - 7																
8 - 8																
9 - 9																
10 - 10																
11 - 11																
12 - 12																
AM TOTAL	74				9.8											82
PM TOTAL																
DAY TOTAL	74				9.8											82

04-18-05 THRU 04-22-05

AVERAGE WEEKDAY CLASSIFICATION VOLUMES \*\*\*\*\*

CARS PICKUPS	BUS	SINGLE MED HVY	UNITS 4+	SINGLE UNIT %	DOUBLE UNITS 4-	5	6+	DOUBLE UNIT %	5-	6	7+	TRAIN %	TRUCK %	CLASS UNKNOWN	TOTAL VEHICLES
2272	4	178	11	2	7.8	8	1	.4							2486
TOTAL HOURS FOR COUNT 89															
3 DAYS															
AVG WEEKDAY VOL 2486 X SEASONAL ADJ. FACTOR 1.0000 = ESTIMATED AVG DAILY TRAFFIC 2486															
AMD 2-AXLE EQUIVALENT 8															
2501															

\*\*\*\*\*

SR 500	MP 017.26	OFF SYSTEM ID.	LEG 1	DIRECTION OF TRAFFIC	BOTH WAYS	LANE ALL OF									
COUNT IDENTIFIER	ATR	COUNTER NUMBER	001663	DESCRIPTION: ON SR 500 N/O SE LEADBETTER RD											
04-18-05															
MONDAY															
AM HOURS	CARS PICKUPS	BUS	SINGLE MED	HVY	4+	SINGLE UNIT %	DOUBLE UNITS 4-5	DOUBLE UNITS 6+	DOUBLE UNIT %	5-6	TRAINS 7+	TRAIN %	TRUCK %	CLASS UNKNOWN	TOTAL VEHICLES
12 - 1	1														
1 - 2	2														
2 - 3	3														
3 - 4	4														
4 - 5	5	4	27	6	5	11.1	2		.7		1	.3	12.2	1	288
5 - 6	6		34	1	4	10.1	1		.5				10.6	3	378
6 - 7	7		29			11.7	1	1	.5				12.2	1	368
7 - 8	8		309	2		7.6	2		.2				7.9	4	407
8 - 9	9		229			6.8	1		.6				7.4	2	336
9 - 10	10		173			5.3			.4				5.7	1	244
10 - 11	11		127			6.5							6.5	1	185
11 - 12	12		49			4.5							4.5	1	134
			48			2.0							2.0	2	60
AM TOTAL	2215	5	172	18	13	8.5	9	1	.4		1		8.9	15	2449
PM TOTAL	2215	5	172	18	13	8.5	9	1	.4		1		8.9	15	2449
DAY TOTAL	2215	5	172	18	13	8.5	9	1	.4		1		8.9	15	2449
															2484

2-AXLE EQUIVALENT

DOT-RNBS05A-B

STATE OF WASHINGTON - DEPARTMENT OF TRANSPORTATION  
TRIP SYSTEM  
HOURLY TRAFFIC CLASSIFICATION SUMMARY

DATE 06/07/05  
TIME 09:08:32  
PAGE 132

SR 500 MP 017.26

OFF SYSTEM ID.

LEG 1

DIRECTION OF TRAFFIC BOTH WAYS

LANE ALL OF

COUNT IDENTIFIER ATR

COUNTER NUMBER 001663

DESCRIPTION: ON SR 500 N/O SE LEADBETTER RD

04-19-05 TUESDAY AM HOURS	CARS PICKUPS	BUS	SINGLE MED	HVY	4+	SINGLE UNIT %	DOUBLE 4-	5	6+	DOUBLE UNIT %	5-	6	7+	TRAIN %	TRUCK %	CLASS UNKNOWN	TOTAL VEHICLES
12 - 1	12		1			7.7									7.7		13
1 - 2	11		2			15.4									15.4		13
2 - 3	9		1			10.0									10.0		10
3 - 4	9		2			18.2									18.2		11
4 - 5	25		2			6.9			1	3.4					10.3		29
5 - 6	83		2			18.6									18.6		102
6 - 7	201	3	19		1	14.1	1		1	1.2				14.1		234	
7 - 8	285	4	39		1	13.2	1		2	.3			1	14.4		334	
8 - 9	260	3	29		1	11.2	1		1	.4			1	11.9		295	
9 - 10	210		15		1	8.2	1		1	.9			1	9.1		231	
10 - 11	200		16		2	8.1	1		1	.4				9.0		221	
11 - 12	231	1	27		1	11.1	1		1	.4				11.5		262	
PM HOURS																	
12 - 1	212	1	29		1	12.7	1			.4				13.1		244	
1 - 2	209	2	22			10.1	2			.8				11.0		237	
2 - 3	258		26			9.0	1	1		.7				9.7		288	
3 - 4	370		32		1	8.1	3			.7				8.9		406	
4 - 5	380	3	35			9.1				.2				9.1	1	419	
5 - 6	394	1	43			10.0	1							10.3		439	
6 - 7	334		23			6.4								6.4		357	
7 - 8	247		21			7.8								7.8		268	
8 - 9	205		15			6.8								6.8	1	221	
9 - 10	108		4			3.6								3.6	1	112	
10 - 11	74		1			1.3								1.3	1	76	
11 - 12	42		3			6.7								6.7		45	
AM TOTAL	1536	11	182		9	11.6	4		5	.6			2	12.3		1755	
PM TOTAL	2833	7	254		2	8.5	8		1	.3				8.7		3112	
DAY TOTAL	4369	18	436		11	9.6	12		6	.4			2	10.0	2-AXLE EQUIVALENT	4867	



SR 500 MP 017.26 OFF SYSTEM ID. LEG 1 DIRECTION OF TRAFFIC BOTH WAYS LANE ALL OF  
COUNT IDENTIFIER ATR COUNTER NUMBER 001663 DESCRIPTION: ON SR 500 N/O SE LEADBETTER RD

04-21-05 THURSDAY AM HOURS	CARS PICKUPS	BUS	SINGLE MED	UNITS HVY	4+	SINGLE UNIT %	DOUBLE 4-	DOUBLE 5	DOUBLE 6+	DOUBLE UNIT %	5-	TRAINS 6	TRAINS 7+	TRAIN %	TRUCK %	CLASS UNKNOWN	TOTAL VEHICLES
1	29		2			6.5									6.5		31
2	10					30.0									30.0		10
3	7		3			12.5									12.5		10
4	23		3			11.5									11.5		8
5	81		16			16.2									18.2		26
6	201		30			14.4				1.0				14.8		99	
7	299	3	31	1		10.1	1			.4				11.3		236	
8	246	3	28	1		11.7	2			.6				12.0		357	
9	207	1	23	3		9.3				.4				11.4		283	
10	212	1	20	2		11.4				1.3				10.5		237	
11	197	1	20	2		10.3	3			1.3				11.7		257	
12	262		22	3		8.9	4			1.4				10.2		223	
1	210	1	29			11.8	3			1.6				13.4	1	293	
2	308		25	3		8.2	1			.9				9.1	3	246	
3	364		34	1		8.8	1		1	.3				9.0	1	340	
4	375	2	32	1		8.7	1			.5				9.4	1	400	
5	387		15	1		3.9	3			.7				4.7	2	414	
6	337		19			5.2	1			.6				5.8	4	408	
7	263		12			6.7	1			.4				7.0	1	284	
8	195		7			5.8								5.8	1	207	
9	100		12			6.5								6.5		107	
10	85		2			2.3								2.3		87	
11	49		5			9.3								9.3		54	
AM TOTAL	1519	10	177	10	1	11.4	9	2	1	.6	2	1	1	.2	12.2	5	1736
PM TOTAL	2935	3	221	9	1	7.3	15	4	1	.6				.6	8.0	12	3202
DAY TOTAL	4454	13	398	19	2	8.7	24	6	1	.6	2	1	1	.1	9.5	17	4938
2-AXLE EQUIVALENT																	
4992																	



STATE OF WASHINGTON - DEPARTMENT OF TRANSPORTATION  
TRIP SYSTEM  
HOURLY TRAFFIC CLASSIFICATION SUMMARY

SR 500 MP 017.26 OFF SYSTEM ID. LEG 1 DIRECTION OF TRAFFIC BOTH WAYS LANE ALL OF  
COUNT IDENTIFIER ATR COUNTER NUMBER 001663 DESCRIPTION: ON SR 500 W/O SE LEADBETTER RD

FRIDAY AM HOURS	CARS PICKUPS	BUS	SINGLE MED	UNITS HVY	4+	SINGLE UNIT %	DOUBLE UNITS	4-	5	6+	DOUBLE UNIT %	5-	TRAINS	6	7+	TRAIN %	TRUCK %	CLASS UNKNOWN	TOTAL VEHICLES	
12 - 1	31																		31	
1 - 2	11																		11	
2 - 3	8																		8	
3 - 4	7																		7	
4 - 5	18		1			5.3											5.3		19	
5 - 6	69		15			17.6											18.8		85	
6 - 7	184	3	28			14.3		2			1.2						15.2		217	
7 - 8																				
8 - 9																				
9 - 10																				
10 - 11																				
11 - 12																				
PM HOURS																				
12 - 1																				
1 - 2																				
2 - 3																				
3 - 4																				
4 - 5																				
5 - 6																				
6 - 7																				
7 - 8																				
8 - 9																				
9 - 10																				
10 - 11																				
11 - 12																				
AM TOTAL	328	3	44			12.4		4			1.1						13.5		379	
PM TOTAL																				
DAY TOTAL	328	3	44			12.4		4			1.1						13.5		379	
																			2-AXLE EQUIVALENT	383

04-18-05 THRU 04-22-05

AVERAGE WEEKDAY CLASSIFICATION VOLUMES \*\*\*\*\*

CARS PICKUPS	BUS	SINGLE MED	UNITS HVY	4+	SINGLE UNIT %	DOUBLE UNITS	4-	5	6+	DOUBLE UNIT %	5-	TRAINS	6	7+	TRAIN %	TRUCK %	CLASS UNKNOWN	TOTAL VEHICLES	
4512	16	407	20	3	8.9	19	6	1	1	.5	1	1	1	1	.1	9.5	15	5001	
																			5051

AWD 2-AXLE EQUIVALENT

TOTAL HOURS FOR COUNT 89  
 3 DAYS FACTOR GROUP GR-05  
 AVG WEEKDAY VOL 5001 X SEASONAL ADJ. FACTOR 1.0000 = ESTIMATED AVG DAILY TRAFFIC 5001

PEAK HOUR PERCENTAGES: K = 8.86 D = 63.88 T = 6.32  
 PEAK HOUR LOCATION : VOLUME = 443 DATE: 04/20/05 TIME: 06:00 PM



Interval  60 min.  15 min.

Count(volume)  Speed

Binned(CL/SP)  Raw

---

Lane No  1  2

Direction Channel 1 North

Direction Channel 2 SB

Data Hog # 7058

Counter No. 11092-17 Count ID ATR

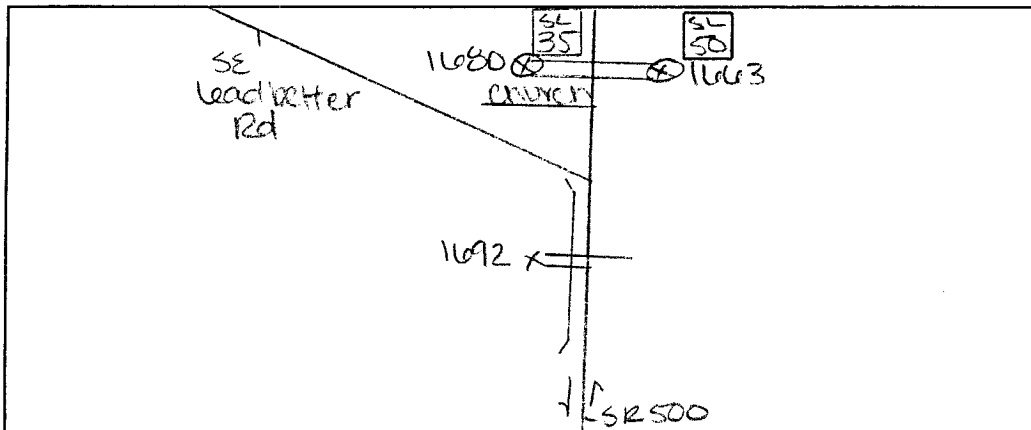
SR 500 RRT/RRQ MP 17.26

Leg 2 Direction see A, B OSID

Station Description - ON SR 500 S/O SE Leadbetter Rd

Date	Day	Time	Comments
4/18/05	2	1306	Manual (1) 4 (2) 2 Counter (1) 4 (2) 2 Set as A, B SET OK AH 6.6
4/19	3	1009	Manual (1) 27 (2) 19 Counter (1) 27 (2) 19 CNTR OK AH bike race from Leadbetter Rd going south 6.5
4/20	4	0847	Manual (1) 28 (2) 20 Counter (1) 28 (2) 20 CNTR OK AH 6.4
4/21	5	1039	Manual (1) 41 (2) 20 Counter (1) 40 (2) 20 ISP CNTR OK AH 6.4
4/22	6	727	Manual (1) (2) Counter (1) (2) P/U CNTR AH/ 6.4

Sketch



[Signature]  
Field Person

TRIP SUMMARY  
15 MINUTE TRAFFIC COUNT SUMMARY

SR 500 MP 017.26 OFF SYSTEM ID. LEG 2 DIRECTION OF TRAFFIC SOUTHBOUND LANE ALL OF

COUNT IDENTIFIER ATR COUNTER NUMBER 001692 DESCRIPTION: ON SR 500 S/O SE LEADBETTER RD

04/18/05	MONDAY	AM HOURS												PM HOURS												DAILY
12	1	2	3	4	5	6	7	8	9	10	11	12	1	2	3	4	5	6	7	8	9	10	11	12	TOTAL	
1	2	3	4	5	6	7	8	9	10	11	12	1	2	3	4	5	6	7	8	9	10	11	12			
00-15																										
15-30																										
30-45																										
45-00																										
HOUR																										
TOT																										

AM PEAK HOUR 0000 TO 0000 VOLUME 0  
PM PEAK HOUR 0245 TO 0345 VOLUME 233

AM TOTAL 0  
PM TOTAL 1431

04/19/05	TUESDAY	AM HOURS												PM HOURS												DAILY
12	1	2	3	4	5	6	7	8	9	10	11	12	1	2	3	4	5	6	7	8	9	10	11	12	TOTAL	
1	2	3	4	5	6	7	8	9	10	11	12	1	2	3	4	5	6	7	8	9	10	11	12			
00-15																										
15-30																										
30-45																										
45-00																										
HOUR																										
TOT																										

AM PEAK HOUR 0700 TO 0800 VOLUME 349  
PM PEAK HOUR 0415 TO 0515 VOLUME 241

AM TOTAL 1594  
PM TOTAL 1702

04/20/05	WEDNESDAY	AM HOURS												PM HOURS												DAILY
12	1	2	3	4	5	6	7	8	9	10	11	12	1	2	3	4	5	6	7	8	9	10	11	12	TOTAL	
1	2	3	4	5	6	7	8	9	10	11	12	1	2	3	4	5	6	7	8	9	10	11	12			
00-15																										
15-30																										
30-45																										
45-00																										
HOUR																										
TOT																										

AM PEAK HOUR 0700 TO 0800 VOLUME 351  
PM PEAK HOUR 0345 TO 0445 VOLUME 238

AM TOTAL 1547  
PM TOTAL 1889

SR 500 MP 017.26 OFF SYSTEM ID. LEG 2 DIRECTION OF TRAFFIC SOUTHBOUND LANE ALL OF

COUNT IDENTIFIER ATR COUNTER NUMBER 001692 DESCRIPTION: ON SR 500 S/O SE LEADBETTER RD

04/21/05 THURSDAY		AM HOURS												PM HOURS												DAILY TOTAL
TIME	COUNT	1	2	3	4	5	6	7	8	9	10	11	12	1	2	3	4	5	6	7	8	9	10	11	12	
00-15	5	1	2	2	1	4	17	33	103	72	45	33	40	54	33	58	45	57	53	49	42	19	20	16	4	493
15-30	3	1	2	2	2	4	21	75	84	60	37	46	53	48	34	50	70	59	68	54	31	23	19	5	5	3169
30-45	1	1	1	1	4	6	37	86	91	50	32	23	42	29	56	46	62	48	54	47	36	21	21	8	8	
45-00	---	---	---	---	1	8	34	77	104	58	37	50	49	38	49	65	45	56	41	47	26	22	8	9	6	
TOT	9	3	5	5	8	22	109	271	382	240	151	171	165	182	145	229	206	234	210	204	135	85	59	51	23	3299
										AM PEAK HOUR 0700 TO 0800 VOLUME 382											PM PEAK HOUR 0430 TO 0530 VOLUME 239					

04/22/05 FRIDAY		AM HOURS												PM HOURS												DAILY TOTAL
TIME	COUNT	1	2	3	4	5	6	7	8	9	10	11	12	1	2	3	4	5	6	7	8	9	10	11	12	
00-15	1	1	2	3	4	5	6	7	8	9	10	11	12	1	2	3	4	5	6	7	8	9	10	11	12	493
15-30	9	1	1	1	3	5	23	68																		3169
30-45	2	2	2	2	2	5	30	68																		
45-00	2	2	1	2	8	29	79																			
TOT	11	8	3	7	19	89	267	89																		493
									AM PEAK HOUR 0615 TO 0715 VOLUME 304																	

04/18/05 THRU 04/22/05 TOTAL HOURS FOR COUNT 89

3 DAYS AVG WEEKDAY VOL 3344 X SEASONAL ADJ. FACTOR 1.0000 = 3344 X AXLE CORR FACTOR 0.9477 = ESTIMATED AVG DAILY TRAFFIC 3169

FACTOR GROUP GR-05  
FACTOR GROUP A330

TRIP SUMMARY  
15 MINUTE TRAFFIC COUNT SUMMARY

SR 500 MP 017.26 OFF SYSTEM ID. LEG 2 DIRECTION OF TRAFFIC NORTHBOUND LANE ALL OF

COUNT IDENTIFIER ATR COUNTER NUMBER 001692 DESCRIPTION: ON SR 500 S/O SE LEADBETTER RD

04/18/05	MONDAY	AM HOURS												PM HOURS												TOT
12	1	2	3	4	5	6	7	8	9	10	11	12	1	2	3	4	5	6	7	8	9	10	11	12	DAILY TOTAL	
1	2	3	4	5	6	7	8	9	10	11	12	1	2	3	4	5	6	7	8	9	10	11	12	2084		
00-15 21 49 54 89 76 74 56 44 40 40 7 8 15-30 21 66 71 82 82 59 43 38 26 5 14 5 14 30-45 42 62 89 82 99 57 39 41 13 15 15 15 15 45-00 45 62 80 87 79 63 40 33 31 11 11 6 HOUR 108 239 294 329 336 253 178 156 110 38 43 2084 TOT																										

AM PEAK HOUR 0000 TO 0000 VOLUME 0  
PM PEAK HOUR 0445 TO 0545 VOLUME 344

04/19/05	TUESDAY	AM HOURS												PM HOURS												TOT
12	1	2	3	4	5	6	7	8	9	10	11	12	1	2	3	4	5	6	7	8	9	10	11	12	DAILY TOTAL	
1	2	3	4	5	6	7	8	9	10	11	12	1	2	3	4	5	6	7	8	9	10	11	12	3312		
00-15 2 2 1 1 1 6 23 27 44 33 44 32 33 40 70 97 114 68 72 59 33 16 12 15-30 4 5 3 3 2 12 44 24 36 22 25 50 39 58 69 67 106 50 53 45 27 25 11 30-45 4 6 4 4 1 21 46 31 37 31 38 46 36 73 105 87 69 79 59 37 37 14 11 45-00 3 1 3 3 2 17 23 36 35 28 51 47 48 63 92 92 76 89 89 45 26 15 15 15 HOUR 13 14 11 5 1 14 56 136 118 152 114 158 175 156 234 356 343 365 286 229 167 110 70 49 3312 TOT																										

AM PEAK HOUR 1100 TO 1200 VOLUME 158  
PM PEAK HOUR 0430 TO 0530 VOLUME 399

04/20/05	WEDNESDAY	AM HOURS												PM HOURS												TOT
12	1	2	3	4	5	6	7	8	9	10	11	12	1	2	3	4	5	6	7	8	9	10	11	12	DAILY TOTAL	
1	2	3	4	5	6	7	8	9	10	11	12	1	2	3	4	5	6	7	8	9	10	11	12	3427		
00-15 3 6 4 2 2 5 22 22 42 24 31 42 52 48 74 84 99 76 87 46 60 17 13 15-30 7 2 1 1 1 20 36 28 30 41 28 37 55 58 76 77 85 82 77 55 38 16 16 30-45 10 1 1 1 1 28 36 36 31 30 36 44 44 65 106 75 88 99 59 51 20 14 10 45-00 2 1 5 2 2 19 25 34 24 37 38 43 39 57 81 87 84 85 44 62 18 11 4 HOUR 22 10 11 5 6 10 72 119 120 127 132 133 166 190 228 357 323 356 342 267 214 136 58 43 3427 TOT																										

AM PEAK HOUR 0830 TO 0930 VOLUME 142  
PM PEAK HOUR 0445 TO 0545 VOLUME 359

SR 500 MP 017.26 OFF SYSTEM ID. LEG 2 DIRECTION OF TRAFFIC NORTHBOUND LANE ALL OF

COUNT IDENTIFIER ATR COUNTER NUMBER 001692 DESCRIPTION: ON SR 500 S/O SE LEADBETTER RD

04/21/05 THURSDAY	AM HOURS												PM HOURS												DAILY TOTAL
	1	2	3	4	5	6	7	8	9	10	11	12	1	2	3	4	5	6	7	8	9	10	11	12	
00-15	1	2	3	4	5	6	7	8	9	10	11	12	1	2	3	4	5	6	7	8	9	10	11	12	154
15-30	3	4	6	6	4	4	4	29	33	32	37	41	30	51	72	76	94	77	66	66	51	32	22	15	18
30-45	7	3	1	1	2	19	24	33	52	41	40	40	55	63	85	91	104	48	48	41	30	15	18	10	10
45-00	6	3	1	1	6	21	36	35	37	35	22	60	40	54	86	86	88	54	53	40	16	14	10	10	11
TOT	24	11	9	4	5	16	62	120	126	155	138	138	186	174	239	337	336	359	252	222	177	90	60	54	3294
									AM PEAK HOUR 0900 TO 1000 VOLUME																AM TOTAL 808
									PM PEAK HOUR 0445 TO 0545 VOLUME																PM TOTAL 2486

04/22/05 FRIDAY	AM HOURS												PM HOURS												DAILY TOTAL
	1	2	3	4	5	6	7	8	9	10	11	12	1	2	3	4	5	6	7	8	9	10	11	12	
00-15	1	2	3	4	5	6	7	8	9	10	11	12	1	2	3	4	5	6	7	8	9	10	11	12	154
15-30	9	4	3	1	3	3	4	23																	18
30-45	4	4	2	1	2	6	20																		10
45-00	6	2	2	2	9	16																			11
TOT	27	12	7	4	5	18	58	23																	154
									AM PEAK HOUR 0615 TO 0715 VOLUME																AM TOTAL 154
									PM PEAK HOUR 0000 TO 0000 VOLUME																PM TOTAL 0

04/18/05 THRU 04/22/05 TOTAL HOURS FOR COUNT 89

3 DAYS AVG WEEKDAY VOL 3344 X SEASONAL ADJ. FACTOR 1.0000 = 3344 X AXLE CORR FACTOR 0.9477 = ESTIMATED AVG DAILY TRAFFIC 3169

FACTOR GROUP GR-05

FACTOR GROUP A330

15 MINUTE TRAFFIC COUNT SUMMARY

SR 500 MP 017.26 OFF SYSTEM ID. LEG 2 DIRECTION OF TRAFFIC BOTH WAYS LANE ALL OF

COUNT IDENTIFIER ATR COUNTER NUMBER 001692 DESCRIPTION: ON SR 500 S/O SE LEADBETTER RD

04/18/05	MONDAY	AM HOURS												PM HOURS												DAILY
COUNT	1	2	3	4	5	6	7	8	9	10	11	12	1	2	3	4	5	6	7	8	9	10	11	12	TOTAL	
12	1	2	3	4	5	6	7	8	9	10	11	12	1	2	3	4	5	6	7	8	9	10	11	12	18	
1	2	3	4	5	6	7	8	9	10	11	12	1	2	3	4	5	6	7	8	9	10	11	12	18	18	
TOT																									3515	

AM PEAK HOUR 0000 TO 0000 VOLUME 0  
PM PEAK HOUR 0445 TO 0545 VOLUME 555

04/19/05	TUESDAY	AM HOURS												PM HOURS												DAILY
COUNT	1	2	3	4	5	6	7	8	9	10	11	12	1	2	3	4	5	6	7	8	9	10	11	12	TOTAL	
12	1	2	3	4	5	6	7	8	9	10	11	12	1	2	3	4	5	6	7	8	9	10	11	12	17	
1	2	3	4	5	6	7	8	9	10	11	12	1	2	3	4	5	6	7	8	9	10	11	12	17	17	
TOT																									6608	

AM PEAK HOUR 0700 TO 0800 VOLUME 485  
PM PEAK HOUR 0430 TO 0530 VOLUME 631

04/20/05	WEDNESDAY	AM HOURS												PM HOURS												DAILY
COUNT	1	2	3	4	5	6	7	8	9	10	11	12	1	2	3	4	5	6	7	8	9	10	11	12	TOTAL	
12	1	2	3	4	5	6	7	8	9	10	11	12	1	2	3	4	5	6	7	8	9	10	11	12	23	
1	2	3	4	5	6	7	8	9	10	11	12	1	2	3	4	5	6	7	8	9	10	11	12	23	23	
TOT																									6863	

AM PEAK HOUR 0700 TO 0800 VOLUME 470  
PM PEAK HOUR 0500 TO 0600 VOLUME 575

TRIP SUMMARY  
15 MINUTE TRAFFIC COUNT SUMMARY

SR 500 MP 017.26 OFF SYSTEM ID. LEG 2 DIRECTION OF TRAFFIC BOTH WAYS LANE ALL OF

COUNT IDENTIFIER ATR COUNTER NUMBER 001692 DESCRIPTION: ON SR 500 S/O SE LEADBETTER RD

04/21/05 THURSDAY		AM HOURS												PM HOURS												DAILY TOTAL
TIME	COUNT	1	2	3	4	5	6	7	8	9	10	11	12	1	2	3	4	5	6	7	8	9	10	11	12	TOTAL
00-15	12	1	2	3	4	5	6	7	8	9	10	11	12	1	2	3	4	5	6	7	8	9	10	11	12	19
15-30	8	5	8	1	6	21	37	132	101	78	65	77	95	63	109	117	133	147	126	108	70	52	38	19	23	
30-45	10	4	3	3	5	23	94	108	93	89	81	94	88	89	113	155	150	172	120	79	64	49	20	23	18	
45-00	7	4	2	7	6	43	107	127	83	69	77	45	102	69	110	132	148	136	108	89	61	28	35	18	17	
TOT	33	14	14	12	27	125	333	502	366	306	309	303	368	319	468	543	570	569	456	357	262	149	111	77	6593	
									AM PEAK HOUR 0700 TO 0800 VOLUME 502																	
									PM PEAK HOUR 0430 TO 0530 VOLUME 606																	

04/22/05 FRIDAY		AM HOURS												PM HOURS												DAILY TOTAL
TIME	COUNT	1	2	3	4	5	6	7	8	9	10	11	12	1	2	3	4	5	6	7	8	9	10	11	12	TOTAL
00-15	12	1	2	3	4	5	6	7	8	9	10	11	12	1	2	3	4	5	6	7	8	9	10	11	12	19
15-30	9	5	4	1	1	8	26	86	56	56	112														23	
30-45	13	7	3	4	4	8	36	88																	18	
45-00	6	4	2	4	4	5	36	88																	17	
TOT	38	20	10	11	24	107	325	112	381	0															647	
									AM PEAK HOUR 0615 TO 0715 VOLUME 381																	
									PM PEAK HOUR 0000 TO 0000 VOLUME 0																	

04/18/05 THRU 04/22/05 TOTAL HOURS FOR COUNT 89

3 DAYS AVG WEEKDAY VOL 6688 X SEASONAL ADJ. FACTOR 1.0000 = 6688 X AXLE CORR FACTOR 0.9477 = ESTIMATED AVG DAILY TRAFFIC 6338

PEAK HOUR PERCENTAGES: K = 9.43 D = 63.23

PEAK HOUR LOCATION : VOLUME = 631 DATE: 04/19/05 TIME: 04:30 PM