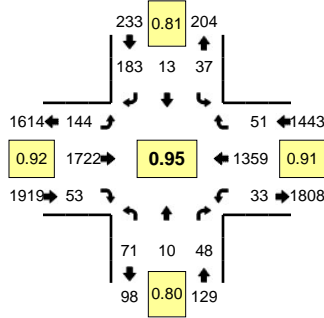
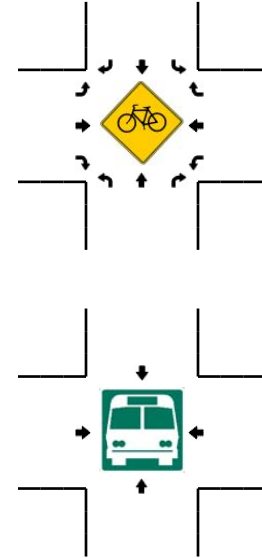
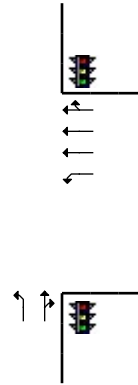
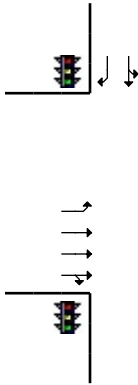
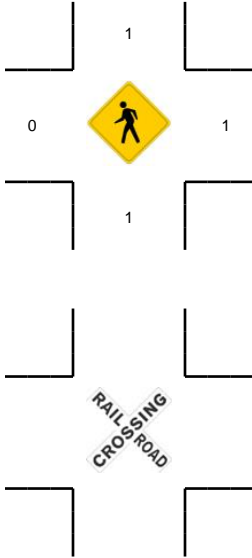
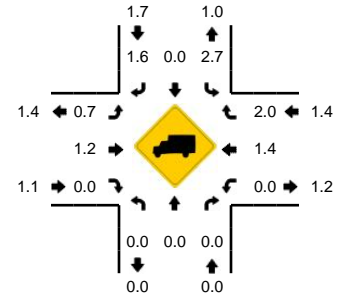


LOCATION: 126th Ave -- SE Mill Plain Blvd
CITY/STATE: Vancouver, WA

QC JOB #: 10396506
DATE: 11/20/2008



Peak-Hour: 4:35 PM -- 5:35 PM
Peak 15-Min: 5:05 PM -- 5:20 PM



5-Min Count Period Beginning At	126th Ave (Northbound)				126th Ave (Southbound)				SE Mill Plain Blvd (Eastbound)				SE Mill Plain Blvd (Westbound)				Total	Hourly Totals
	Left	Thru	Right	U	Left	Thru	Right	U	Left	Thru	Right	U	Left	Thru	Right	U		
4:00 PM	10	0	7	0	3	2	17	0	13	133	6	0	3	80	4	0	278	
4:05 PM	7	2	7	0	0	1	8	0	6	144	3	0	1	151	3	0	333	
4:10 PM	2	1	7	0	6	0	13	0	9	110	4	0	2	109	3	0	266	
4:15 PM	4	0	3	0	4	0	10	0	14	152	7	0	7	118	6	0	325	
4:20 PM	6	0	1	0	1	1	12	0	14	140	3	0	5	79	2	0	264	
4:25 PM	3	1	4	0	1	5	12	0	8	168	5	0	2	93	6	0	308	
4:30 PM	5	1	13	0	3	1	5	0	12	135	3	0	2	94	6	0	280	
4:35 PM	2	0	4	0	2	0	20	0	15	149	8	0	2	138	4	0	344	
4:40 PM	4	2	5	0	4	2	7	0	13	141	6	0	3	126	2	0	315	
4:45 PM	5	2	5	0	3	1	13	0	7	146	7	0	4	118	1	0	312	
4:50 PM	11	2	2	0	4	0	19	0	14	130	5	1	0	96	1	0	285	
4:55 PM	5	0	4	0	3	1	13	0	8	154	3	0	1	134	7	0	333	3643
5:00 PM	7	0	4	0	3	1	14	0	14	127	2	0	4	104	6	1	287	3652
5:05 PM	4	0	2	0	3	1	25	0	16	154	3	0	2	125	4	0	339	3658
5:10 PM	10	1	4	0	5	1	19	0	10	142	3	0	2	117	3	0	317	3709
5:15 PM	6	0	3	0	2	2	10	0	4	149	8	0	4	122	11	0	321	3705
5:20 PM	6	1	6	0	3	3	16	0	14	111	1	0	1	75	8	0	245	3686
5:25 PM	4	0	4	0	2	1	7	0	16	193	3	0	4	98	2	0	334	3712
5:30 PM	7	2	5	0	3	0	20	0	12	126	4	0	5	106	2	0	292	3724
5:35 PM	7	1	6	0	4	0	13	0	13	155	6	0	2	110	11	0	328	3708
5:40 PM	4	1	2	0	5	0	14	0	22	123	0	0	3	91	5	0	270	3663
5:45 PM	2	0	2	0	0	0	7	0	12	199	3	0	1	93	7	0	326	3677
5:50 PM	2	0	3	0	8	1	12	0	14	119	0	0	6	97	2	0	264	3656
5:55 PM	3	0	0	0	5	0	15	0	7	154	5	0	2	103	5	0	299	3622
Peak 15-Min Flowrates	Northbound				Southbound				Eastbound				Westbound				Total	
	Left	Thru	Right	U	Left	Thru	Right	U	Left	Thru	Right	U	Left	Thru	Right	U		
All Vehicles	80	4	36	0	40	16	216	0	120	1780	56	0	32	1456	72	0	3908	
Heavy Trucks	0	0	0	0	0	0	0	0	4	36	0	0	0	8	4	0	52	
Pedestrians		4				4				0				4			12	
Bicycles																		
Railroad																		
Stopped Buses																		

Comments: