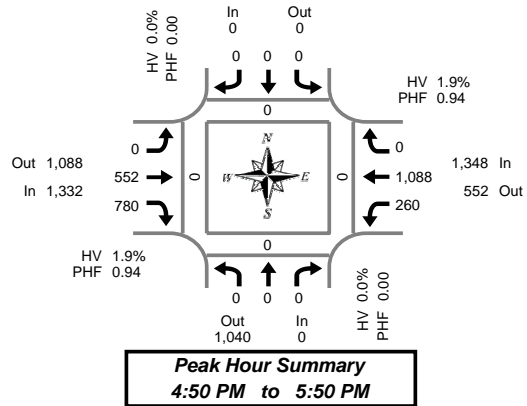


Total Vehicle Summary



Clay Carney
(503) 833-2740



I-205 SB Ramp & NE 134th St

Wednesday, March 01, 2006

4:00 PM to 6:00 PM

5-Minute Interval Summary

4:00 PM to 6:00 PM

Interval Start Time	Northbound I-205 SB Ramp				Southbound I-205 SB Ramp				Eastbound NE 134th St				Westbound NE 134th St				Interval Total	Pedestrians Crosswalk			
	L	T	R	Bikes	L	T	R	Bikes	L	T	R	Bikes	L	T	R	Bikes		North	South	East	West
4:00 PM	0	0	0	0	0	0	0	0	0	54	65	0	15	83	0	0	217	0	0	0	0
4:05 PM	0	0	0	0	0	0	0	0	0	46	55	0	16	95	0	0	212	0	0	0	0
4:10 PM	0	0	0	0	0	0	0	0	0	39	61	0	19	88	0	0	207	0	0	0	0
4:15 PM	0	0	0	0	0	0	0	0	0	37	69	0	19	86	0	0	211	0	0	0	0
4:20 PM	0	0	0	0	0	0	0	0	0	45	54	0	36	125	0	0	260	0	0	0	0
4:25 PM	0	0	0	0	0	0	0	0	0	38	56	0	14	94	0	0	202	0	0	0	0
4:30 PM	0	0	0	0	0	0	0	0	0	38	56	0	17	88	0	0	199	0	0	0	0
4:35 PM	0	0	0	0	0	0	0	0	0	36	48	0	18	80	0	0	182	0	0	0	0
4:40 PM	0	0	0	0	0	0	0	0	0	38	49	0	18	68	0	0	173	0	0	0	0
4:45 PM	0	0	0	0	0	0	0	0	0	30	55	0	32	106	0	0	223	0	0	0	0
4:50 PM	0	0	0	0	0	0	0	0	0	35	51	0	16	84	0	0	186	0	0	0	0
4:55 PM	0	0	0	0	0	0	0	0	0	43	59	0	18	102	0	0	222	0	0	0	0
5:00 PM	0	0	0	0	0	0	0	0	0	45	63	0	25	91	0	0	224	0	0	0	0
5:05 PM	0	0	0	0	0	0	0	0	0	35	73	0	28	62	0	0	198	0	0	0	0
5:10 PM	0	0	0	0	0	0	0	0	0	51	83	0	22	102	0	0	258	0	0	0	0
5:15 PM	0	0	0	0	0	0	0	0	0	41	71	0	20	80	0	0	212	0	0	0	0
5:20 PM	0	0	0	0	0	0	0	0	0	50	59	0	21	91	0	0	221	0	0	0	0
5:25 PM	0	0	0	0	0	0	0	0	0	52	66	0	11	93	0	0	222	0	0	0	0
5:30 PM	0	0	0	0	0	0	0	0	0	56	62	0	24	100	0	0	242	0	0	0	0
5:35 PM	0	0	0	0	0	0	0	0	0	41	59	0	23	93	0	0	216	0	0	0	0
5:40 PM	0	0	0	0	0	0	0	0	0	50	70	0	31	80	0	0	231	0	0	0	0
5:45 PM	0	0	0	0	0	0	0	0	0	53	64	0	21	110	0	0	248	0	0	0	0
5:50 PM	0	0	0	0	0	0	0	0	0	47	50	0	19	69	0	0	185	0	0	0	0
5:55 PM	0	0	0	0	0	0	0	0	0	38	56	0	21	71	0	0	186	0	0	0	0
Total Survey	0	0	0	0	0	0	0	0	0	1,038	1,454	0	504	2,141	0	0	5,137	0	0	0	0

15-Minute Interval Summary

4:00 PM to 6:00 PM

Interval Start Time	Northbound I-205 SB Ramp				Southbound I-205 SB Ramp				Eastbound NE 134th St				Westbound NE 134th St				Interval Total	Pedestrians Crosswalk			
	L	T	R	Bikes	L	T	R	Bikes	L	T	R	Bikes	L	T	R	Bikes		North	South	East	West
4:00 PM	0	0	0	0	0	0	0	0	0	139	181	0	50	266	0	0	636	0	0	0	0
4:15 PM	0	0	0	0	0	0	0	0	0	120	179	0	69	305	0	0	673	0	0	0	0
4:30 PM	0	0	0	0	0	0	0	0	0	112	153	0	53	236	0	0	554	0	0	0	0
4:45 PM	0	0	0	0	0	0	0	0	0	108	165	0	66	292	0	0	631	0	0	0	0
5:00 PM	0	0	0	0	0	0	0	0	0	131	219	0	75	255	0	0	680	0	0	0	0
5:15 PM	0	0	0	0	0	0	0	0	0	143	196	0	52	264	0	0	655	0	0	0	0
5:30 PM	0	0	0	0	0	0	0	0	0	147	191	0	78	273	0	0	689	0	0	0	0
5:45 PM	0	0	0	0	0	0	0	0	0	138	170	0	61	250	0	0	619	0	0	0	0
Total Survey	0	0	0	0	0	0	0	0	0	1,038	1,454	0	504	2,141	0	0	5,137	0	0	0	0

Peak Hour Summary

4:50 PM to 5:50 PM

By Approach	Northbound I-205 SB Ramp				Southbound I-205 SB Ramp				Eastbound NE 134th St				Westbound NE 134th St				Total	Pedestrians Crosswalk			
	In	Out	Total	Bikes	In	Out	Total	Bikes	In	Out	Total	Bikes	In	Out	Total	Bikes		North	South	East	West
Volume	0	1,040	1,040	0	0	0	0	0	1,332	1,088	2,420	0	1,348	552	1,900	0	2,680	0	0	0	0
%HV	0.0%				0.0%				1.9%				1.9%				1.9%				
PHF	0.00				0.00				0.94				0.94				0.96				

By Movement	Northbound I-205 SB Ramp				Southbound I-205 SB Ramp				Eastbound NE 134th St				Westbound NE 134th St				Total				
	L	T	R	Total	L	T	R	Total	L	T	R	Total	L	T	R	Total					
Volume	0	0	0	0	0	0	0	0	0	552	780	1,332	260	1,088	0	1,348	2,680				
%HV	0.0%	0.0%	0.0%	0.0%	0.0%	0.0%	0.0%	0.0%	0.0%	0.0%	1.4%	2.2%	1.9%	2.7%	1.7%	0.0%	1.9%				
PHF	0.00	0.00	0.00	0.00	0.00	0.00	0.00	0.00	0.00	0.87	0.86	0.94	0.83	0.95	0.00	0.94	0.96				

Rolling Hour Summary

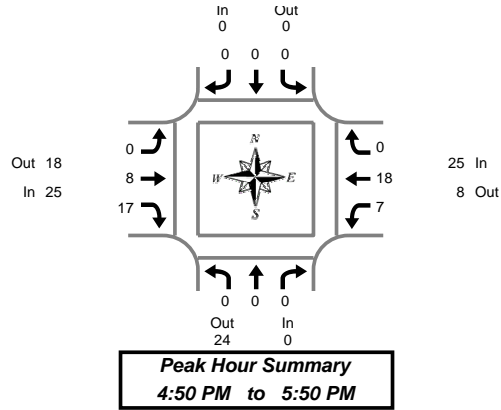
4:00 PM to 6:00 PM

Interval Start Time	Northbound I-205 SB Ramp				Southbound I-205 SB Ramp				Eastbound NE 134th St				Westbound NE 134th St				Interval Total	Pedestrians Crosswalk			
	L	T	R	Bikes	L	T	R	Bikes	L	T	R	Bikes	L	T	R	Bikes		North	South	East	West
4:00 PM	0	0	0	0	0	0	0	0	0	479	678	0	238	1,099	0	0	2,494	0	0	0	0
4:15 PM	0	0	0	0	0	0	0	0	0	471	716	0	263	1,088	0	0	2,538	0	0	0	0
4:30 PM	0	0	0	0	0	0	0	0	0	494	733	0	246	1,047	0	0	2,520	0	0	0	0
4:45 PM	0	0	0	0	0	0	0	0	0	529	771	0	271	1,084	0	0	2,655	0	0	0	0
5:00 PM	0	0	0	0	0	0	0	0	0	559	776	0	266	1,042	0	0	2,643	0	0	0	0

Heavy Vehicle Summary



Clay Carney
(503) 833-2740



I-205 SB Ramp & NE 134th St

Wednesday, March 01, 2006

4:00 PM to 6:00 PM

Heavy Vehicle 5-Minute Interval Summary

4:00 PM to 6:00 PM

Interval Start Time	Northbound I-205 SB Ramp				Southbound I-205 SB Ramp				Eastbound NE 134th St				Westbound NE 134th St				Interval Total
	L	T	R	Total	L	T	R	Total	L	T	R	Total	L	T	R	Total	
4:00 PM	0	0	0	0	0	0	0	0	0	1	2	3	0	1	0	1	4
4:05 PM	0	0	0	0	0	0	0	0	0	0	1	1	0	2	0	2	3
4:10 PM	0	0	0	0	0	0	0	0	0	1	1	2	1	1	0	2	4
4:15 PM	0	0	0	0	0	0	0	0	0	0	2	2	0	2	0	2	4
4:20 PM	0	0	0	0	0	0	0	0	0	1	4	5	0	2	0	2	7
4:25 PM	0	0	0	0	0	0	0	0	0	1	1	2	0	2	0	2	4
4:30 PM	0	0	0	0	0	0	0	0	0	0	4	4	0	2	0	2	6
4:35 PM	0	0	0	0	0	0	0	0	0	1	1	2	0	2	0	2	4
4:40 PM	0	0	0	0	0	0	0	0	0	1	2	3	1	0	0	1	4
4:45 PM	0	0	0	0	0	0	0	0	0	0	2	2	2	1	0	3	5
4:50 PM	0	0	0	0	0	0	0	0	0	0	1	1	1	1	0	2	3
4:55 PM	0	0	0	0	0	0	0	0	0	3	1	4	1	2	0	3	7
5:00 PM	0	0	0	0	0	0	0	0	0	2	1	3	0	0	0	0	3
5:05 PM	0	0	0	0	0	0	0	0	0	0	2	2	2	1	0	3	5
5:10 PM	0	0	0	0	0	0	0	0	0	0	1	1	0	2	0	2	3
5:15 PM	0	0	0	0	0	0	0	0	0	0	0	0	1	2	0	3	3
5:20 PM	0	0	0	0	0	0	0	0	0	0	1	1	0	2	0	2	3
5:25 PM	0	0	0	0	0	0	0	0	0	0	1	1	0	2	0	2	3
5:30 PM	0	0	0	0	0	0	0	0	0	0	1	1	0	3	0	3	4
5:35 PM	0	0	0	0	0	0	0	0	0	0	3	3	0	0	0	0	3
5:40 PM	0	0	0	0	0	0	0	0	0	2	4	6	1	3	0	4	10
5:45 PM	0	0	0	0	0	0	0	0	0	1	1	2	1	0	0	1	3
5:50 PM	0	0	0	0	0	0	0	0	0	1	1	2	0	2	0	2	4
5:55 PM	0	0	0	0	0	0	0	0	0	0	1	1	0	1	0	1	2
Total Survey	0	0	0	0	0	0	0	0	0	15	39	54	11	36	0	47	101

Heavy Vehicle 15-Minute Interval Summary

4:00 PM to 6:00 PM

Interval Start Time	Northbound I-205 SB Ramp				Southbound I-205 SB Ramp				Eastbound NE 134th St				Westbound NE 134th St				Interval Total
	L	T	R	Total	L	T	R	Total	L	T	R	Total	L	T	R	Total	
4:00 PM	0	0	0	0	0	0	0	0	0	2	4	6	1	4	0	5	11
4:15 PM	0	0	0	0	0	0	0	0	0	2	7	9	0	6	0	6	15
4:30 PM	0	0	0	0	0	0	0	0	0	2	7	9	1	4	0	5	14
4:45 PM	0	0	0	0	0	0	0	0	0	3	4	7	4	4	0	8	15
5:00 PM	0	0	0	0	0	0	0	0	0	2	4	6	2	3	0	5	11
5:15 PM	0	0	0	0	0	0	0	0	0	0	2	2	1	6	0	7	9
5:30 PM	0	0	0	0	0	0	0	0	0	2	8	10	1	6	0	7	17
5:45 PM	0	0	0	0	0	0	0	0	0	2	3	5	1	3	0	4	9
Total Survey	0	0	0	0	0	0	0	0	0	15	39	54	11	36	0	47	101

Heavy Vehicle Peak Hour Summary

4:50 PM to 5:50 PM

By Approach	Northbound I-205 SB Ramp			Southbound I-205 SB Ramp			Eastbound NE 134th St			Westbound NE 134th St			Total
	In	Out	Total	In	Out	Total	In	Out	Total	In	Out	Total	
Volume	0	24	24	0	0	0	25	18	43	25	8	33	50
PHF	0.00			0.00			0.57			0.78			0.74

By Movement	Northbound I-205 SB Ramp				Southbound I-205 SB Ramp				Eastbound NE 134th St				Westbound NE 134th St				Total
	L	T	R	Total	L	T	R	Total	L	T	R	Total	L	T	R	Total	
Volume	0	0	0	0	0	0	0	0	0	8	17	25	7	18	0	25	50
PHF	0.00	0.00	0.00	0.00	0.00	0.00	0.00	0.00	0.00	0.40	0.53	0.57	0.58	0.64	0.00	0.78	0.74

Heavy Vehicle Rolling Hour Summary

4:00 PM to 6:00 PM

Interval Start Time	Northbound I-205 SB Ramp				Southbound I-205 SB Ramp				Eastbound NE 134th St				Westbound NE 134th St				Interval Total
	L	T	R	Total	L	T	R	Total	L	T	R	Total	L	T	R	Total	
4:00 PM	0	0	0	0	0	0	0	0	0	9	22	31	6	18	0	24	55
4:15 PM	0	0	0	0	0	0	0	0	0	9	22	31	7	17	0	24	55
4:30 PM	0	0	0	0	0	0	0	0	0	7	17	24	8	17	0	25	49
4:45 PM	0	0	0	0	0	0	0	0	0	7	18	25	8	19	0	27	52
5:00 PM	0	0	0	0	0	0	0	0	0	6	17	23	5	18	0	23	46

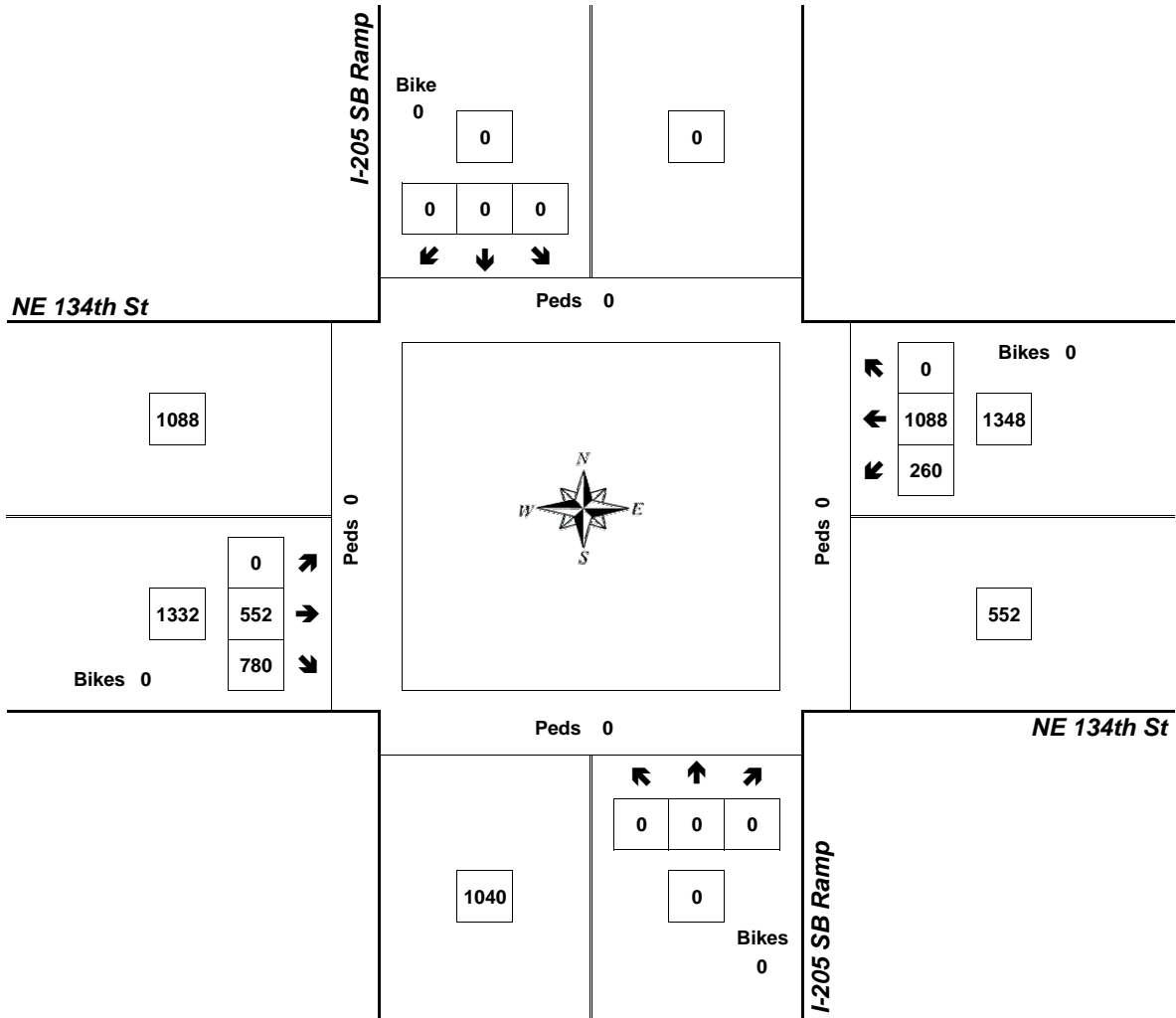
Peak Hour Summary



Clay Carney
(503) 833-2740

I-205 SB Ramp & NE 134th St

4:50 PM to 5:50 PM
Wednesday, March 01, 2006



Approach	PHF	HV%	Volume
EB	0.94	1.9%	1,332
WB	0.94	1.9%	1,348
NB	0.00	0.0%	0
SB	0.00	0.0%	0
Intersection	0.96	1.9%	2,680

Count Period: 4:00 PM to 6:00 PM