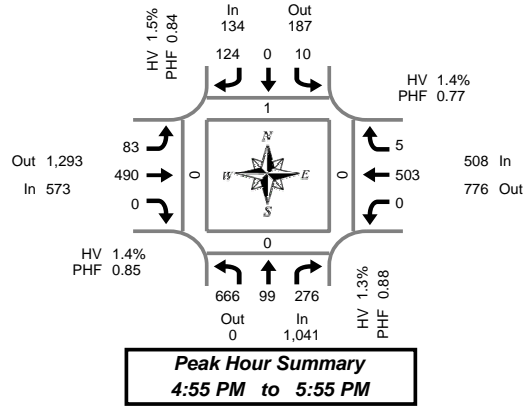


# Total Vehicle Summary



Clay Carney  
(503) 833-2740



## I-205 NB Ramp & NE 134th St

Wednesday, March 01, 2006

4:00 PM to 6:00 PM

### 5-Minute Interval Summary

4:00 PM to 6:00 PM

Interval Start Time	Northbound I-205 NB Ramp				Southbound I-205 NB Ramp				Eastbound NE 134th St				Westbound NE 134th St				Interval Total	Pedestrians Crosswalk			
	L	T	R	Bikes	L	T	R	Bikes	L	T	R	Bikes	L	T	R	Bikes		North	South	East	West
4:00 PM	45	7	22	0	2	0	7	0	10	44	0	0	0	23	0	0	160	0	0	0	0
4:05 PM	48	5	24	0	0	0	12	0	6	28	0	0	0	39	0	0	162	0	0	0	0
4:10 PM	75	8	12	0	0	0	7	0	2	27	0	0	0	62	1	0	194	0	0	0	0
4:15 PM	60	10	19	0	3	0	8	0	6	29	0	0	0	66	0	0	201	0	0	0	0
4:20 PM	64	8	12	0	0	0	10	0	4	34	0	0	0	42	0	0	174	0	0	0	0
4:25 PM	73	4	14	0	0	0	15	0	9	29	0	0	0	33	0	0	177	0	0	0	0
4:30 PM	60	6	19	0	3	0	9	0	6	31	0	0	0	37	1	0	172	0	0	0	0
4:35 PM	48	3	12	0	1	0	13	0	4	39	0	0	0	49	2	0	171	0	0	0	0
4:40 PM	37	12	12	0	2	0	8	0	6	33	0	0	0	38	1	0	149	0	0	0	0
4:45 PM	64	7	15	0	3	0	19	0	7	31	0	0	0	38	0	0	184	1	0	0	0
4:50 PM	64	8	12	0	3	0	9	0	3	35	0	0	0	31	0	0	165	0	0	0	0
4:55 PM	52	8	18	0	0	0	8	0	5	38	0	0	0	41	0	0	170	0	0	0	0
5:00 PM	54	7	22	0	0	0	8	0	14	34	0	0	0	35	0	0	174	0	0	0	0
5:05 PM	47	6	17	0	2	0	13	0	4	32	0	0	0	44	0	0	165	0	0	0	0
5:10 PM	67	7	22	0	0	0	14	0	9	45	0	0	0	38	0	0	202	0	0	0	0
5:15 PM	47	12	21	0	1	0	10	0	4	36	0	0	0	33	0	0	164	0	0	0	0
5:20 PM	70	8	20	0	1	0	10	0	6	45	0	0	0	40	2	0	202	0	0	0	0
5:25 PM	48	9	28	0	3	0	14	0	8	43	0	0	0	39	0	0	192	0	0	0	0
5:30 PM	67	11	25	0	1	0	10	0	11	36	0	0	0	25	0	0	186	0	0	0	0
5:35 PM	69	6	32	0	0	0	6	0	5	29	0	0	0	53	0	0	200	0	0	0	0
5:40 PM	46	11	29	0	1	0	9	0	8	61	0	0	0	67	2	0	234	0	0	0	0
5:45 PM	59	3	20	0	1	0	13	0	4	50	0	0	0	41	1	0	192	1	0	0	0
5:50 PM	40	11	22	0	0	0	9	0	5	41	0	0	0	47	0	0	175	0	0	0	0
5:55 PM	47	10	21	0	1	0	12	0	8	17	0	0	0	29	2	0	147	0	0	0	0
Total Survey	1,351	187	470	0	28	0	253	0	154	867	0	0	0	990	12	0	4,312	2	0	0	0

### 15-Minute Interval Summary

4:00 PM to 6:00 PM

Interval Start Time	Northbound I-205 NB Ramp				Southbound I-205 NB Ramp				Eastbound NE 134th St				Westbound NE 134th St				Interval Total	Pedestrians Crosswalk			
	L	T	R	Bikes	L	T	R	Bikes	L	T	R	Bikes	L	T	R	Bikes		North	South	East	West
4:00 PM	168	20	58	0	2	0	26	0	18	99	0	0	0	124	1	0	516	0	0	0	0
4:15 PM	197	22	45	0	3	0	33	0	19	92	0	0	0	141	0	0	552	0	0	0	0
4:30 PM	145	21	43	0	6	0	30	0	16	103	0	0	0	124	4	0	492	0	0	0	0
4:45 PM	180	23	45	0	6	0	36	0	15	104	0	0	0	110	0	0	519	1	0	0	0
5:00 PM	168	20	61	0	2	0	35	0	27	111	0	0	0	117	0	0	541	0	0	0	0
5:15 PM	165	29	69	0	5	0	34	0	18	124	0	0	0	112	2	0	558	0	0	0	0
5:30 PM	182	28	86	0	2	0	25	0	24	126	0	0	0	145	2	0	620	0	0	0	0
5:45 PM	146	24	63	0	2	0	34	0	17	108	0	0	0	117	3	0	514	1	0	0	0
Total Survey	1,351	187	470	0	28	0	253	0	154	867	0	0	0	990	12	0	4,312	2	0	0	0

### Peak Hour Summary

4:55 PM to 5:55 PM

By Approach	Northbound I-205 NB Ramp				Southbound I-205 NB Ramp				Eastbound NE 134th St				Westbound NE 134th St				Total	Pedestrians Crosswalk			
	In	Out	Total	Bikes	In	Out	Total	Bikes	In	Out	Total	Bikes	In	Out	Total	Bikes		North	South	East	West
Volume	1,041	0	1,041	0	134	187	321	0	573	1,293	1,866	0	508	776	1,284	0	2,256	1	0	0	0
%HV	1.3%				1.5%				1.4%				1.4%				1.4%				
PHF	0.88				0.84				0.85				0.77				0.90				

By Movement	Northbound I-205 NB Ramp				Southbound I-205 NB Ramp				Eastbound NE 134th St				Westbound NE 134th St				Total				
	L	T	R	Total	L	T	R	Total	L	T	R	Total	L	T	R	Total					
Volume	666	99	276	1,041	10	0	124	134	83	490	0	573	0	503	5	508	2,256				
%HV	1.5%	1.0%	1.1%	1.3%	0.0%	0.0%	1.6%	1.5%	1.2%	1.4%	0.0%	1.4%	0.0%	1.4%	0.0%	1.4%	1.4%				
PHF	0.90	0.85	0.80	0.88	0.50	0.00	0.84	0.84	0.77	0.81	0.00	0.85	0.00	0.78	0.42	0.77	0.90				

### Rolling Hour Summary

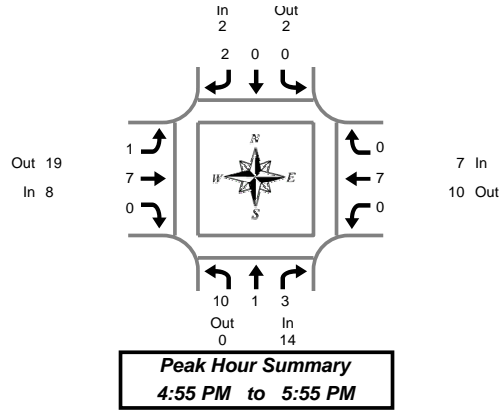
4:00 PM to 6:00 PM

Interval Start Time	Northbound I-205 NB Ramp				Southbound I-205 NB Ramp				Eastbound NE 134th St				Westbound NE 134th St				Interval Total	Pedestrians Crosswalk			
	L	T	R	Bikes	L	T	R	Bikes	L	T	R	Bikes	L	T	R	Bikes		North	South	East	West
4:00 PM	690	86	191	0	17	0	125	0	68	398	0	0	0	499	5	0	2,079	1	0	0	0
4:15 PM	690	86	194	0	17	0	134	0	77	410	0	0	0	492	4	0	2,104	1	0	0	0
4:30 PM	658	93	218	0	19	0	135	0	76	442	0	0	0	463	6	0	2,110	1	0	0	0
4:45 PM	695	100	261	0	15	0	130	0	84	465	0	0	0	484	4	0	2,238	1	0	0	0
5:00 PM	661	101	279	0	11	0	128	0	86	469	0	0	0	491	7	0	2,233	1	0	0	0

# Heavy Vehicle Summary



Clay Carney  
(503) 833-2740



## I-205 NB Ramp & NE 134th St

Wednesday, March 01, 2006

4:00 PM to 6:00 PM

### Heavy Vehicle 5-Minute Interval Summary 4:00 PM to 6:00 PM

Interval Start Time	Northbound I-205 NB Ramp				Southbound I-205 NB Ramp				Eastbound NE 134th St				Westbound NE 134th St				Interval Total
	L	T	R	Total	L	T	R	Total	L	T	R	Total	L	T	R	Total	
4:00 PM	0	0	0	0	0	0	0	0	0	1	0	1	0	1	0	1	2
4:05 PM	2	0	0	2	0	0	0	0	0	0	0	0	0	1	0	1	3
4:10 PM	1	1	1	3	0	0	1	1	0	2	0	2	0	1	0	1	7
4:15 PM	2	0	0	2	0	0	0	0	1	0	0	1	0	1	0	1	4
4:20 PM	3	1	0	4	0	0	0	0	0	0	0	0	0	0	0	0	4
4:25 PM	1	0	0	1	0	0	1	1	0	1	0	1	0	0	0	0	3
4:30 PM	1	0	0	1	0	0	0	0	0	0	0	0	0	0	0	0	1
4:35 PM	1	0	1	2	0	0	1	1	0	1	0	1	0	0	0	0	4
4:40 PM	0	2	0	2	0	0	0	0	0	0	0	0	2	0	2	2	4
4:45 PM	0	0	0	0	0	0	0	0	0	1	0	1	0	2	0	2	3
4:50 PM	3	0	0	3	0	0	1	1	0	0	0	0	0	1	0	1	5
4:55 PM	1	1	0	2	0	0	0	0	0	3	0	3	0	1	0	1	6
5:00 PM	0	0	0	0	0	0	0	0	0	1	0	1	0	0	0	0	1
5:05 PM	1	0	2	3	0	0	0	0	0	0	0	0	1	0	1	1	4
5:10 PM	0	0	0	0	0	0	0	0	1	0	0	1	0	1	0	1	2
5:15 PM	0	0	0	0	0	0	1	1	0	0	0	0	1	0	1	1	2
5:20 PM	3	0	0	3	0	0	0	0	0	0	0	0	0	0	0	0	3
5:25 PM	1	0	0	1	0	0	0	0	0	0	0	0	0	0	0	0	1
5:30 PM	2	0	0	2	0	0	0	0	0	0	0	0	0	0	0	0	2
5:35 PM	1	0	0	1	0	0	0	0	0	0	0	0	0	0	0	0	1
5:40 PM	1	0	0	1	0	0	0	0	0	1	0	1	0	1	0	1	3
5:45 PM	0	0	0	0	0	0	0	0	0	2	0	2	0	1	0	1	3
5:50 PM	0	0	1	1	0	0	1	1	0	0	0	0	0	1	0	1	3
5:55 PM	0	0	0	0	0	0	0	0	0	0	0	0	0	2	0	2	2
Total Survey	24	5	5	34	0	0	6	6	2	13	0	15	0	18	0	18	73

### Heavy Vehicle 15-Minute Interval Summary 4:00 PM to 6:00 PM

Interval Start Time	Northbound I-205 NB Ramp				Southbound I-205 NB Ramp				Eastbound NE 134th St				Westbound NE 134th St				Interval Total
	L	T	R	Total	L	T	R	Total	L	T	R	Total	L	T	R	Total	
4:00 PM	3	1	1	5	0	0	1	1	0	3	0	3	0	3	0	3	12
4:15 PM	6	1	0	7	0	0	1	1	1	1	0	2	0	1	0	1	11
4:30 PM	2	2	1	5	0	0	1	1	0	1	0	1	0	2	0	2	9
4:45 PM	4	1	0	5	0	0	1	1	0	4	0	4	0	4	0	4	14
5:00 PM	1	0	2	3	0	0	0	0	1	1	0	2	0	2	0	2	7
5:15 PM	4	0	0	4	0	0	1	1	0	0	0	0	0	1	0	1	6
5:30 PM	4	0	0	4	0	0	0	0	0	1	0	1	0	1	0	1	6
5:45 PM	0	0	1	1	0	0	1	1	0	2	0	2	0	4	0	4	8
Total Survey	24	5	5	34	0	0	6	6	2	13	0	15	0	18	0	18	73

### Heavy Vehicle Peak Hour Summary 4:55 PM to 5:55 PM

By Approach	Northbound I-205 NB Ramp			Southbound I-205 NB Ramp			Eastbound NE 134th St			Westbound NE 134th St			Total
	In	Out	Total	In	Out	Total	In	Out	Total	In	Out	Total	
Volume	14	0	14	2	2	4	8	19	27	7	10	17	31
PHF	0.58			0.50			0.50			0.58			0.70

By Movement	Northbound I-205 NB Ramp				Southbound I-205 NB Ramp				Eastbound NE 134th St				Westbound NE 134th St				Total
	L	T	R	Total	L	T	R	Total	L	T	R	Total	L	T	R	Total	
Volume	10	1	3	14	0	0	2	2	1	7	0	8	0	7	0	7	31
PHF	0.42	0.25	0.38	0.58	0.00	0.00	0.50	0.50	0.25	0.44	0.00	0.50	0.00	0.58	0.00	0.58	0.70

### Heavy Vehicle Rolling Hour Summary 4:00 PM to 6:00 PM

Interval Start Time	Northbound I-205 NB Ramp				Southbound I-205 NB Ramp				Eastbound NE 134th St				Westbound NE 134th St				Interval Total
	L	T	R	Total	L	T	R	Total	L	T	R	Total	L	T	R	Total	
4:00 PM	15	5	2	22	0	0	4	4	1	9	0	10	0	10	0	10	46
4:15 PM	13	4	3	20	0	0	3	3	2	7	0	9	0	9	0	9	41
4:30 PM	11	3	3	17	0	0	3	3	1	6	0	7	0	9	0	9	36
4:45 PM	13	1	2	16	0	0	2	2	1	6	0	7	0	8	0	8	33
5:00 PM	9	0	3	12	0	0	2	2	1	4	0	5	0	8	0	8	27

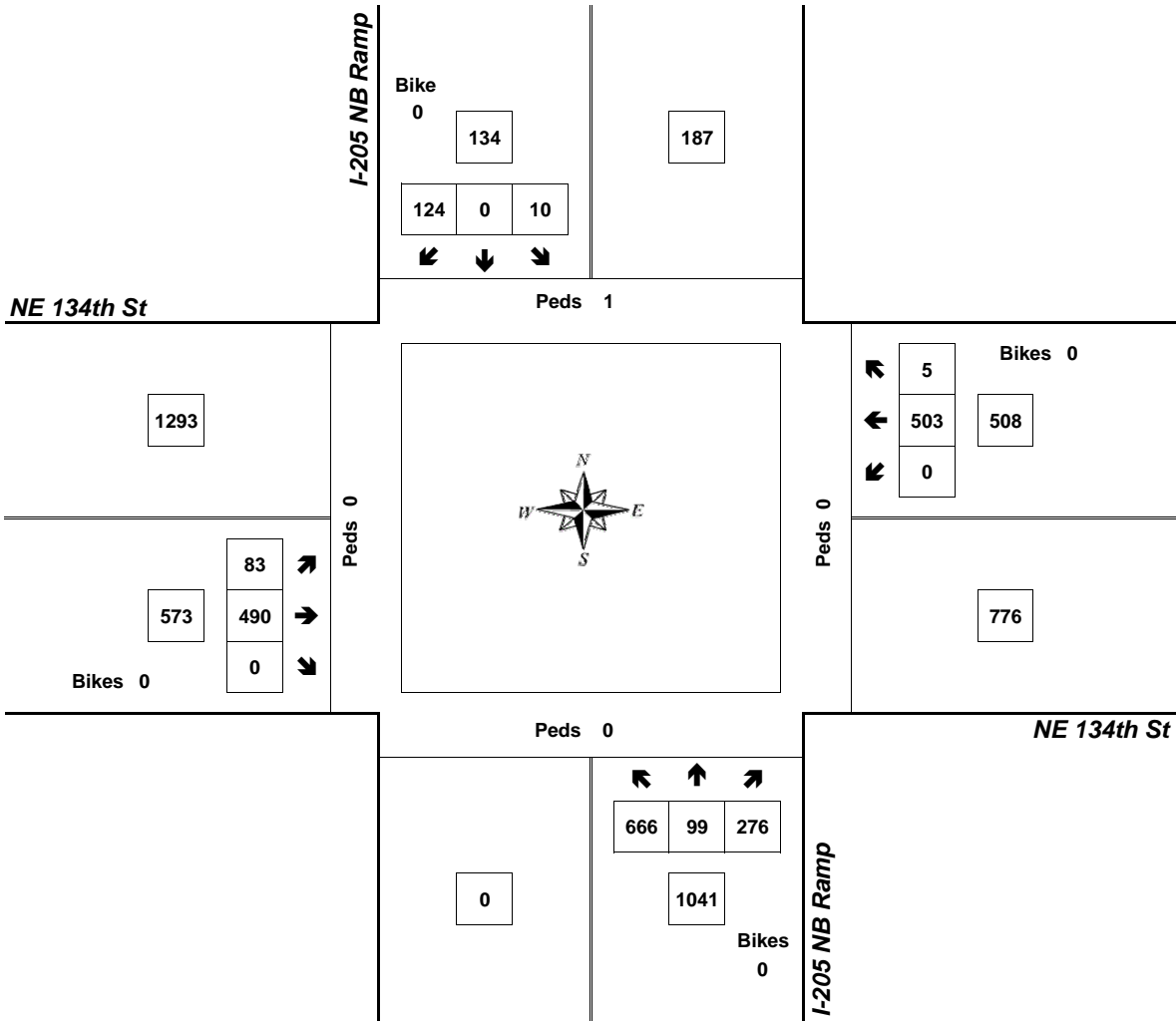
# Peak Hour Summary



Clay Carney  
(503) 833-2740

## I-205 NB Ramp & NE 134th St

4:55 PM to 5:55 PM  
Wednesday, March 01, 2006



Approach	PHF	HV%	Volume
EB	0.85	1.4%	573
WB	0.77	1.4%	508
NB	0.88	1.3%	1,041
SB	0.84	1.5%	134
<b>Intersection</b>	<b>0.90</b>	<b>1.4%</b>	<b>2,256</b>

Count Period: 4:00 PM to 6:00 PM