

Interval 60 min. 15 min.
 Binned(CL/SP) Count(volume)
 Lane No 1 2

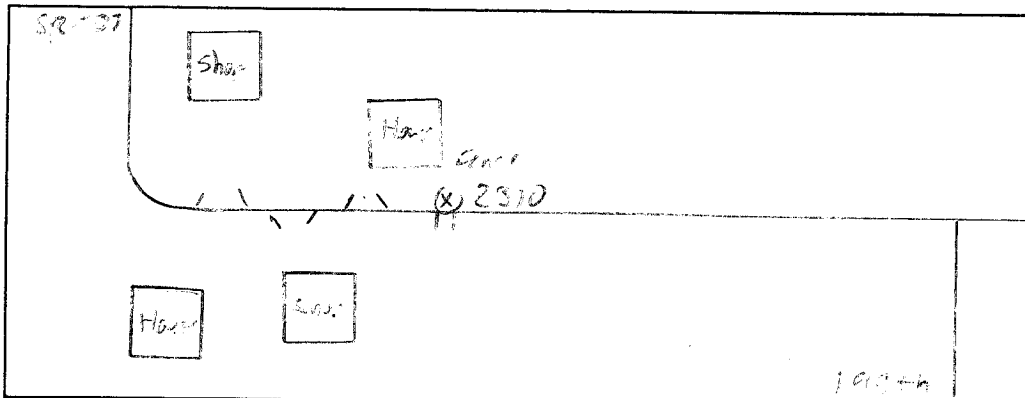
Direction Channel 1 _____
 Direction Channel 2 _____
 Data Hog # _____

Counter No. 412310 Count ID ATR
 SR 500 RRT/RRQ MP 10.27
 Leg 1 Direction WB OSID _____

Station Description _ ON SR-500 W/O NE 199th ave

Date	Day	Time	Comments
10/05/09	2	11:01	Manual (1) <u>2</u> (2) _____ Counter (1) <u>2</u> (2) _____ Set up ok JDM 6.5v
10/06/09	3	8:20	Manual (1) <u>22</u> (2) _____ Counter (1) <u>22</u> (2) _____ Check ok JDM 6.4v
10/07/09	4	8:10	Manual (1) <u>23</u> (2) _____ Counter (1) <u>23</u> (2) _____ Check ok JDM 6.4v
10/08/09	5	7:45	Manual (1) <u>2</u> (2) _____ Counter (1) <u>2</u> (2) _____ Check ok JDM 6.4v
10/09/09	6	7:30	Manual (1) <u>1</u> (2) _____ Counter (1) <u>1</u> (2) _____ P/U ok JDM 6.4v

Sketch



JDM
Field Person

STATE OF WASHINGTON - DEPARTMENT OF TRANSPORTATION
 TRIP SYSTEM
 HOURLY TRAFFIC CLASSIFICATION SUMMARY

SR 500 MP 010.27 OFF SYSTEM ID. LEG 1 DIRECTION OF TRAFFIC WESTBOUND LANE ALL OF
 COUNT IDENTIFIER ATR COUNTER NUMBER 412310 DESCRIPTION: ON SR 500 W/O NE 199TH AVE

10-05-09 MONDAY AM HOURS	CARS PICKUPS	BUS	SINGLE MED	UNITS HVY	4+	SINGLE UNIT %	DOUBLE 4-	UNITS 5	6+	DOUBLE UNIT %	5-	TRAINS 6	7+	TRAIN %	TRUCK %	CLASS UNKNOWN	TOTAL VEHICLES	
12 - 1	1																1	163
1 - 2	2																1	165
2 - 3	3																1	190
3 - 4	4																1	223
4 - 5	5																1	226
5 - 6	6																1	258
6 - 7	7																1	192
7 - 8	8																1	113
8 - 9	9																1	59
9 - 10	10																1	53
10 - 11	11																1	28
11 - 12	12																1	13
12 - 1	142		17	1		11.0	2		2	1.2					12.3	1	163	
1 - 2	146		12	3		9.1			2	2.4					11.5	1	165	
2 - 3	176	1	13	1		7.4			1	1.3					7.4	1	190	
3 - 4	212		8	1		4.0			1	.4					4.5	1	223	
4 - 5	209		13	1		6.2			1	1.3					7.5	1	226	
5 - 6	236	1	15	1		6.6			2	1.9					8.5	1	258	
6 - 7	175		13	1		3.5			1	1.6					3.5	1	192	
7 - 8	108		4			6.8				1.7					3.5	1	113	
8 - 9	56		1			1.7				1.7					3.4	1	59	
9 - 10	50		2			3.8				1.9					3.4	1	53	
10 - 11	26		1			3.6				1.9					3.6	1	28	
11 - 12	12															1	13	
AM TOTAL	1548	2	99	7		6.4	12	2	6	1.2					7.6	7	1683	
PM TOTAL	1548	2	99	7		6.4	12	2	6	1.2					7.6	7	1683	
DAY TOTAL	1548	2	99	7		6.4	12	2	6	1.2					7.6	7	1714	

2-AXLE EQUIVALENT

SR 500 MP 010.27

OFF SYSTEM ID.

LEG 1

DIRECTION OF TRAFFIC WESTBOUND

LANE ALL OF

COUNT IDENTIFIER ATR

COUNTER NUMBER 412310

DESCRIPTION: ON SR 500 W/O NE 199TH AVE

DATE	TIME	CARS PICKUPS	BUS	SINGLE MED	UNITS HVY	4+	SINGLE UNIT %	DOUBLE 4-	UNITS 5	6+	DOUBLE UNIT %	5-	TRAINS 6	7+	TRAIN %	TRUCK %	CLASS UNKNOWN	TOTAL VEHICLES
10-06-09	TUESDAY	1205	2	81	3	1	6.5	8	1	2	6.5	11	3	5	.8	7.3	6	1307
11 - 1		1602	2	106	4	1	6.5	11	3	3	6.5	11	3	5	.8	7.3	9	1738
11 - 2		142		8	2		6.4	2	1	1	6.4	2	1	1.9	8.3	1	156	
11 - 3		155		9	1		5.4	1	1	1	5.4	1	1	1.2	6.5	2	168	
11 - 4		176		15	1		8.7	2			8.7	2		1.0	9.7	1	195	
11 - 5		213		15	1		6.4	3			6.4	3		1.3	7.7	2	233	
11 - 6		226		16	1		7.3	1	1	1	7.3	1	1	.4	7.8	1	245	
11 - 7		227		13			5.4	1			5.4	1		.4	5.8	1	242	
11 - 8		198	1	13			6.6	2			6.6	2		1.3	6.6	1	212	
11 - 9		139		8			5.4				5.4				6.7	1	149	
11 - 10		48		4			7.5				7.5				7.5	1	53	
11 - 11		43		3			6.5				6.5				6.5	1	46	
11 - 12		21		1			4.2				4.2				4.2	2	24	
11 - 12		14		1			6.7				6.7				6.7	2	15	
AM TOTAL		1205	2	81	3	1	6.5	8	1	2	6.5	11	3	5	.8	7.3	6	1307
PM TOTAL		1602	2	106	4	1	6.5	11	3	3	6.5	11	3	5	.8	7.3	9	1738
DAY TOTAL		2807	2	187	7	2	6.5	19	1	5	6.5	19	1	5	.8	7.3	15	3045
2-AXLE EQUIVALENT																		
3081																		

STATE OF WASHINGTON - DEPARTMENT OF TRANSPORTATION
TRIP SYSTEM
HOURLY TRAFFIC CLASSIFICATION SUMMARY

SR 500 MP 010.27 OFF SYSTEM ID. LEG 1 DIRECTION OF TRAFFIC WESTBOUND LANE ALL OF
COUNT IDENTIFIER ATR COUNTER NUMBER 412310 DESCRIPTION: ON SR 500 W/O NE 199TH AVE

DATE	TIME	CARS PICKUPS	BUS	SINGLE MED	UNITS HVY	4+	SINGLE UNIT %	DOUBLE 4-	UNITS 5	6+	DOUBLE UNIT %	5-	TRAINS 6	7+	TRAIN %	TRUCK %	CLASS UNKNOWN	TOTAL VEHICLES
10-07-09	WEDNESDAY																	
12	AM HOURS	7																7
1		1																1
2		1																1
3		8																8
4		23		5			17.9	1			1.3					17.9		28
5		71		6			7.7									9.0		78
6		164		11			6.8	1								6.3		175
7		287		20			5.5	1			.3					7.1		309
8		249		13	1		5.0	3	1		.7					6.6		274
9		165	1	7	1		10.2	1	1		2.8					7.8		179
10		129	1	11	1		11.0	1		1	1.3					12.2		147
11		133	1	14	2											12.3		154
PM HOURS																		
12		152		8	1		6.0	1	1		1.2					7.8		166
1		151		10	1		6.7	2			1.2					7.9		164
2		166		6			3.9	4		1	2.8					6.7		180
3		203		8		1	3.7	4			1.9					5.6		215
4		239		20			7.5	3		2	1.9					9.4		265
5		229		13	1		5.6	4			1.6					7.3		248
6		191		19			9.0									9.0		211
7		128		7			5.2									5.2		135
8		75		5			6.1	1			1.2					7.3		82
9		37		3			7.1									7.1		42
10		26																26
11		10																10
AM TOTAL		1238	2	87	8	2	7.3	7	3	3	1.0					8.4		1361
PM TOTAL		1607		99	3	2	6.0	19	1	3	1.3					7.3		1744
DAY TOTAL		2845	2	186	11	4	6.5	26	4	6	1.2					7.8	2-AXLE EQUIVALENT	3105

SR 500 MP 010.27 OFF SYSTEM ID. COUNTER NUMBER 412310 LEG 1 DESCRIPTION: ON SR 500 W/O NE 199TH AVE LANE ALL OF

10-08-09 THURSDAY AM HOURS	CARS PICKUPS	BUS MED	SINGLE UNITS HVY	4+	SINGLE UNIT %	DOUBLE UNITS 4-	5	6+	DOUBLE UNIT %	5-	TRAINS 6	7+	TRAIN %	TRUCK %	CLASS UNKNOWN	TOTAL VEHICLES
1	8				11.1									11.1		9
2	3															3
3	2															4
4	4															9
5	30															32
6	69															75
7	157															184
8	277															293
9	223															244
10	160															176
11	142															160
12	132															144
PM HOURS																
1	143		1													165
2	157															171
3	173															199
4	219															240
5	231															256
6	225															242
7	187															198
8	109															119
9	65															73
10	28															65
11	23															29
12	23															24
AM TOTAL	1212		88		7.2	7	2	4	1.0					8.2	12	1333
PM TOTAL	1622		104		6.9	20	1	4	1.4					8.3	11	1781
DAY TOTAL	2834		192		7.0	27	3	8	1.2					8.3	23	3114

														2-AXLE EQUIVALENT		3176

STATE OF WASHINGTON - DEPARTMENT OF TRANSPORTATION
TRIP SUMMARY
HOURLY TRAFFIC CLASSIFICATION SUMMARY

SR 500 MP 010.27 OFF SYSTEM ID. LEG 1 DIRECTION OF TRAFFIC WESTBOUND LANE ALL OF

COUNT IDENTIFIER ATR COUNTER NUMBER 412310 DESCRIPTION: ON SR 500 W/O NE 199TH AVE

10-09-09	CARS PICKUPS	BUS MED	SINGLE UNITS HVY	4+	SINGLE UNIT %	DOUBLE UNITS 4-5	6+	DOUBLE UNIT %	5-6	TRAINS 7+	TRAIN %	TRUCK %	CLASS UNKNOWN	TOTAL VEHICLES
FRIDAY AM HOURS	9	1	1	4	10.0	2	1	1.5	2	1	1.3	19.0	1	10
12 - 1	4				10.0							20.0		4
2 - 3	7				20.0							19.0		8
3 - 4	8				19.0							10.8		21
4 - 5	17				10.8							8.2		65
5 - 6	57				8.2									158
6 - 7	143													
7 - 8														
8 - 9														
9 - 10														
10 - 11														
11 - 12														
PM HOURS														
12 - 1														
1 - 2														
2 - 3														
3 - 4														
4 - 5														
5 - 6														
6 - 7														
7 - 8														
8 - 9														
9 - 10														
10 - 11														
11 - 12														
AM TOTAL	245	26	1	2	9.8	1	1	1.1	10.9	1	1.1	10.9	1	276
PM TOTAL	245	26	1	2	9.8	1	1	1.1	10.9	1	1.1	10.9	1	276
DAY TOTAL	245	26	1	2	9.8	1	1	1.1	10.9	1	1.1	10.9	1	276

10-05-09 THRU 10-09-09

AVERAGE WEEKDAY CLASSIFICATION VOLUMES *****

AVG WEEKDAY VOLUME	CARS PICKUPS	BUS MED	SINGLE UNITS HVY	4+	SINGLE UNIT %	DOUBLE UNITS 4-5	6+	DOUBLE UNIT %	5-6	TRAINS 7+	TRAIN %	TRUCK %	CLASS UNKNOWN	TOTAL VEHICLES
2829	2	188	14	3	6.7	24	3	6	1.1	1	7.8	19	3088	
TOTAL HOURS FOR COUNT	91													3142
3 DAYS														
AVG WEEKDAY VOL	3088 X	SEASONAL ADJ. FACTOR	0.9700 =	ESTIMATED AVG DAILY TRAFFIC	2995									

AMD 2-AXLE EQUIVALENT

STATE OF WASHINGTON - DEPARTMENT OF TRANSPORTATION
 TRIP SYSTEM
 HOURLY TRAFFIC CLASSIFICATION SUMMARY

SR 500 MP 010.27

OFF SYSTEM ID.

LEG 1

DIRECTION OF TRAFFIC EASTBOUND

LANE ALL OF

COUNT IDENTIFIER ATR

COUNTER NUMBER 415872

DESCRIPTION: ON SR 500 W/O NE 199TH AVE

10-05-09 MONDAY AM HOURS	CARS PICKUPS	BUS	SINGLE MED	UNITS HVY	4+	SINGLE UNIT %	DOUBLE 4-	DOUBLE 5	DOUBLE 6+	DOUBLE UNIT %	5-	TRAINS 6	TRAINS 7+	TRAIN %	TRUCK %	CLASS UNKNOWN	TOTAL VEHICLES
12 - 1	1																1
1 - 2	2																2
2 - 3	3																3
3 - 4	4																4
4 - 5	5																5
5 - 6	6																6
6 - 7	7																7
7 - 8	8																8
8 - 9	9																9
9 - 10	10																10
10 - 11	11																11
11 - 12	12																12
PM HOURS	137	1	11	1	1	9.1	2		1	1.9					11.0		154
12 - 1	159		12			8.0				1.1					9.1		176
1 - 2	169		10		1	6.0	2		1	1.1					7.1		182
2 - 3	185		8		2	5.1			1	1.0					6.1		198
3 - 4	257		17			6.1	2			0.7					7.2		278
4 - 5	295		12			3.9	2		1	0.6					4.5		310
5 - 6	331		16		1	4.8				0.6					3.5		351
6 - 7	221		8			3.5				0.6					3.5		229
7 - 8	153		8		1	6.1			1	0.6					6.7		164
8 - 9	99	1	8			8.3				1.2					8.3		109
9 - 10	82		1			1.2				1.2					2.4		85
10 - 11	32																34
11 - 12	24		1			4.0									4.0		25
AM TOTAL	137	1	11	1	1	9.1	2		1	1.9					11.0		154
PM TOTAL	2007	2	101	6	1	5.1	9	3	2	0.7		1			5.8		2141
DAY TOTAL	2144	3	112	7	2	5.4	11	3	3	0.7		1			6.2	9	2295
															2-AXLE EQUIVALENT		2324

SR 500 MP 010.27 OFF SYSTEM ID. LEG 1 DIRECTION OF TRAFFIC EASTBOUND LANE ALL OF

COUNT IDENTIFIER ATR COUNTER NUMBER 415872 DESCRIPTION: ON SR 500 W/O NE 199TH AVE

10-06-09	TUESDAY	CARS	BUS	SINGLE MED	UNITS HVY	4+	SINGLE UNIT %	DOUBLE 4-	5	6+	DOUBLE UNIT %	5-	TRAINS 6	7+	TRAIN %	TRUCK %	CLASS UNKNOWN	TOTAL VEHICLES
12 - 1	1	21																21
11 - 2	2	6					16.7									16.7		6
10 - 3	3	4																4
9 - 4	4	5																5
8 - 5	5	3																3
7 - 6	6	49					3.8			1						5.8		52
6 - 7	7	84					7.6									8.7		92
5 - 8	8	158					10.6									11.7		179
4 - 9	9	151					6.7			1						7.4		163
3 - 10	10	104					9.6									9.6		115
2 - 11	11	119					3.9			1						7.0		128
1 - 12	12	137					4.1			3						6.8		148
PM HOURS																		
12 - 1	1	166					7.1			1						8.8		182
11 - 2	2	155					6.5			3						8.3		169
10 - 3	3	198					5.6			4						8.3		216
9 - 4	4	243					5.4			1						6.5		261
8 - 5	5	292					3.9			3						4.9		307
7 - 6	6	307					3.8			1						4.1		320
6 - 7	7	242					6.1			2						6.9		262
5 - 8	8	158					4.2			1						4.8		167
4 - 9	9	129					4.3			1						4.3		139
3 - 10	10	79					3.7			1						3.7		82
2 - 11	11	51					8.8									8.8		57
1 - 12	12	41																41
AM TOTAL		841					6.8			7						8.2		918
PM TOTAL		2061					5.0			18						6.0		2203
DAY TOTAL		2902					5.5			25						6.7		3121
																		3172

2-AXLE EQUIVALENT

STATE OF WASHINGTON - DEPARTMENT OF TRANSPORTATION
 TRIP SYSTEM
 HOURLY TRAFFIC CLASSIFICATION SUMMARY

SR	COUNT	IDENTIFIER	ATR	MP	OFF SYSTEM ID.	COUNTER NUMBER	DESCRIPTION	LEG	DIRECTION OF TRAFFIC	LANE ALL OF						
10-07-09	WEDNESDAY					415872	ON SR 500 W/O NE 199TH AVE	1	EASTBOUND							
12	AM HOURS	CARS PICKUPS	BUS	SINGLE MED	HVY	4+	SINGLE UNIT %	DOUBLE 4-5	DOUBLE 6+	DOUBLE UNIT %	5-6	TRAINS 7+	TRAIN %	TRUCK %	CLASS UNKNOWN	TOTAL VEHICLES
11	-	10														12
1	-	7														7
2	-	1														1
3	-	3														3
4	-	4														8
5	-	5														8
6	-	7														48
7	-	8														88
8	-	9														185
9	-	10														175
10	-	11														121
11	-	12														137
PM HOURS																149
12	-	154														166
1	-	178														191
2	-	187														204
3	-	238														253
4	-	277														292
5	-	319														338
6	-	233														240
7	-	170														177
8	-	125														134
9	-	91														96
10	-	54														60
11	-	40														40
AM TOTAL		839														934
PM TOTAL		2066														2191
DAY TOTAL		2905														3125

2-AXLE EQUIVALENT

STATE OF WASHINGTON - DEPARTMENT OF TRANSPORTATION
 TRIP SYSTEM
 HOURLY TRAFFIC CLASSIFICATION SUMMARY

SR 500 MP 010.27 OFF SYSTEM ID. LEG 1 DIRECTION OF TRAFFIC EASTBOUND LANE ALL OF

COUNT IDENTIFIER ATR COUNTER NUMBER 415872 DESCRIPTION: ON SR 500 W/O NE 199TH AVE

10-08-09 THURSDAY AM HOURS	CARS PICKUPS	BUS MED	SINGLE HYV	4+ UNITS	SINGLE UNIT %	DOUBLE 4-5	UNITS 6+	DOUBLE UNIT %	5- TRAINS	6 7+	TRAIN %	TRUCK %	CLASS UNKNOWN	TOTAL VEHICLES
12 - 1	13													14
1 - 2	9													9
2 - 3	7													7
3 - 4	3													5
4 - 5	5													5
5 - 6	46													49
6 - 7	78													89
7 - 8	160													182
8 - 9	130													147
9 - 10	145													163
10 - 11	121													137
11 - 12	152													167
PM HOURS														
12 - 1	140													157
1 - 2	142													156
2 - 3	187													201
3 - 4	251													274
4 - 5	323													343
5 - 6	323													338
6 - 7	221													233
7 - 8	198													206
8 - 9	123													131
9 - 10	102													106
10 - 11	52													56
11 - 12	32													34
AM TOTAL	869													974
PM TOTAL	2094													2235
DAY TOTAL	2963													3209

														14
														3261

2-AXLE EQUIVALENT

STATE OF WASHINGTON - DEPARTMENT OF TRANSPORTATION
TRIP SUMMARY
HOURLY TRAFFIC CLASSIFICATION SUMMARY

SR 500 MP 010.27 OFF SYSTEM ID. LEG 1 DIRECTION OF TRAFFIC EASTBOUND LANE ALL OF

COUNT IDENTIFIER ATR COUNTER NUMBER 415872 DESCRIPTION: ON SR 500 W/O NE 199TH AVE

FRIDAY AM HOURS	CARS PICKUPS	BUS MED	SINGLE UNITS HVY	4+	SINGLE UNIT %	DOUBLE UNITS 4-	5	6+	DOUBLE UNIT %	5-	TRAINS 6	7+	TRAIN %	TRUCK %	CLASS UNKNOWN	TOTAL VEHICLES
10-09-09	12	1	2	1	10.5	8.3								8.3	1	19
11	2	1	2	1	10.5	8.3								8.3	1	12
12	3	1	2	1	10.5	8.3								8.3	1	17
1	4	1	2	1	10.5	8.3								8.3	1	4
2	5	1	2	1	10.5	8.3								8.3	1	12
3	6	1	2	1	10.5	8.3								8.3	1	37
4	7	1	2	1	10.5	8.3								8.3	1	84
5	8	1	2	1	10.5	8.3								8.3	1	
6	9	1	2	1	10.5	8.3								8.3	1	
7	10	1	2	1	10.5	8.3								8.3	1	
8	11	1	2	1	10.5	8.3								8.3	1	
9	12	1	2	1	10.5	8.3								8.3	1	
10	1	1	2	1	10.5	8.3								8.3	1	
11	2	1	2	1	10.5	8.3								8.3	1	
12	3	1	2	1	10.5	8.3								8.3	1	
1	4	1	2	1	10.5	8.3								8.3	1	
2	5	1	2	1	10.5	8.3								8.3	1	
3	6	1	2	1	10.5	8.3								8.3	1	
4	7	1	2	1	10.5	8.3								8.3	1	
5	8	1	2	1	10.5	8.3								8.3	1	
6	9	1	2	1	10.5	8.3								8.3	1	
7	10	1	2	1	10.5	8.3								8.3	1	
8	11	1	2	1	10.5	8.3								8.3	1	
9	12	1	2	1	10.5	8.3								8.3	1	
10	1	1	2	1	10.5	8.3								8.3	1	
11	2	1	2	1	10.5	8.3								8.3	1	
12	3	1	2	1	10.5	8.3								8.3	1	
AM TOTAL	169	9	1	1	5.4	1.1								6.5	4	185
PM TOTAL	169	9	1	1	5.4	1.1								6.5	4	185
DAY TOTAL	169	9	1	1	5.4	1.1								6.5	4	185

10-05-09 THRU 10-09-09

AVERAGE WEEKDAY CLASSIFICATION VOLUMES *****

CARS PICKUPS	BUS MED	SINGLE UNITS HVY	4+	SINGLE UNIT %	DOUBLE UNITS 4-	5	6+	DOUBLE UNIT %	5-	TRAINS 6	7+	TRAIN %	TRUCK %	CLASS UNKNOWN	TOTAL VEHICLES
2923	1	166	13	2	5.8	20	3	6	.9				6.7	15	3152
TOTAL HOURS FOR COUNT 91															
3 DAYS FACTOR GROUP CB-02															
AVG WEEKDAY VOL 3152 X SEASONAL ADJ. FACTOR 0.9700 = ESTIMATED AVG DAILY TRAFFIC 3057															
AMD 2-AXLE EQUIVALENT															

STATE OF WASHINGTON - DEPARTMENT OF TRANSPORTATION
 TRIP SYSTEM
 HOURLY TRAFFIC CLASSIFICATION SUMMARY

DATE 11/06/09
 TIME 07:40:41
 PAGE 234

SR 500 MP 010.27 OFF SYSTEM ID. LEG 1 DIRECTION OF TRAFFIC BOTH WAYS LANE ALL OF
 COUNT IDENTIFIER ATR COUNTER NUMBER 415872 DESCRIPTION: ON SR 500 W/O NE 199TH AVE

10-05-09	CARS PICKUPS	BUS	SINGLE MED	HYV	4+	SINGLE UNIT %	DOUBLE 4-	5	6+	DOUBLE UNIT %	5-	TRAINS 6	7+	TRAIN %	TRUCK %	CLASS UNKNOWN	TOTAL VEHICLES
MONDAY																	
AM HOURS																	
12 - 1	301		29		3	9.4	2		1	1.2					10.6	2	339
1 - 2	315		22		4	7.5	4		2	1.7					9.2	1	347
2 - 3	361	1	21		2	6.2	1		1	.5					6.7	1	388
3 - 4	469		25		1	5.2	2		1	.6					6.0	2	501
4 - 5	504		25		1	4.9	4		1	.9		1		.2	5.8	1	536
5 - 6	567	1	31		1	5.6	3		2	1.1					6.7	1	609
6 - 7	396		21			5.0	2		1	.7					5.7	1	421
7 - 8	261	1	12		1	5.1	1		1	.4					5.4	1	277
8 - 9	155		9			6.0	1			.6					6.5	2	168
9 - 10	132		3			2.2				1.4					3.6	1	138
10 - 11	58		1			1.6									1.6	3	62
11 - 12	36		1			2.6									2.6	1	38
AM TOTAL	3555	4	200	13	1	5.7	21	5	8	.9		1			6.6	16	3824
PM TOTAL	3555	4	200	13	1	5.7	21	5	8	.9		1			6.6	16	3824
DAY TOTAL	3555	4	200	13	1	5.7	21	5	8	.9		1			6.6	16	3824
															2-AXLE EQUIVALENT		3878

STATE OF WASHINGTON - DEPARTMENT OF TRANSPORTATION
 TRIP SYSTEM
 HOURLY TRAFFIC CLASSIFICATION SUMMARY

SR 500	MP 010.27	OFF SYSTEM ID.	LEG 1	DIRECTION OF TRAFFIC	BOTH WAYS	LANE ALL	OF								
COUNT IDENTIFIER	ATR	COUNTER NUMBER	415872	DESCRIPTION:	ON SR 500 W/O NE 199TH AVE										
10-06-09															
TUESDAY															
AM HOURS	CARS PICKUPS	BUS	SINGLE MED	HVY	4+	SINGLE UNIT %	DOUBLE 4-5	DOUBLE 6+	5-6	7+	TRAIN %	TRUCK %	CLASS UNKNOWN	TOTAL VEHICLES	
12 - 1	25					30.0						30.0		1	25
1 - 2	9													9	9
2 - 3	6													6	10
3 - 4	13													13	13
4 - 5	25													25	27
5 - 6	125													125	136
6 - 7	250													250	275
7 - 8	438													438	478
8 - 9	387													387	417
9 - 10	258													258	278
10 - 11	235													235	255
11 - 12	275													275	302
PM HOURS															
12 - 1	308													308	338
1 - 2	310													310	337
2 - 3	374													374	411
3 - 4	456													456	494
4 - 5	518													518	552
5 - 6	534													534	562
6 - 7	440													440	474
7 - 8	297													297	316
8 - 9	177													177	192
9 - 10	122													122	128
10 - 11	72													72	81
11 - 12	55													55	56
AM TOTAL	2046													2046	2225
PM TOTAL	3663													3663	3941
DAY TOTAL	5709													5709	6166
															26
															6253

2-AXLE EQUIVALENT

STATE OF WASHINGTON - DEPARTMENT OF TRANSPORTATION
TRIP SYSTEM
HOURLY TRAFFIC CLASSIFICATION SUMMARY

SR 500 MP 010.27 OFF SYSTEM ID. LEG 1 DIRECTION OF TRAFFIC BOTH WAYS LANE ALL OF

COUNT IDENTIFIER ATR COUNTER NUMBER 415872 DESCRIPTION: ON SR 500 W/O NE 199TH AVE

10-07-09 WEDNESDAY AM HOURS	CARS PICKUPS	BUS MED	SINGLE UNITS HVVY	4+	SINGLE UNIT %	DOUBLE 4-	5	DOUBLE UNITS 6+	DOUBLE UNIT %	5-	TRAINS 6	7+	TRAIN %	TRUCK %	CLASS UNKNOWN	TOTAL VEHICLES
12 - 1	17															19
11 - 2	8															8
10 - 3	2															2
9 - 4	11															11
8 - 5	30															36
7 - 6	115															126
6 - 7	247															263
5 - 8	451															494
4 - 9	410															449
3 - 10	273															300
2 - 11	249															284
1 - 12	264															303
PM HOURS																
12 - 1	306															332
11 - 2	329															355
10 - 3	353															384
9 - 4	441															468
8 - 5	516															557
7 - 6	548															586
6 - 7	424															451
5 - 8	298															312
4 - 9	200															216
3 - 10	128															138
2 - 11	80															86
1 - 12	50															50
AM TOTAL	2077															2295
PM TOTAL	3673															3935
DAY TOTAL	5750															6230

2-AXLE EQUIVALENT

6331

STATE OF WASHINGTON - DEPARTMENT OF TRANSPORTATION
TRIP SYSTEM
HOURLY TRAFFIC CLASSIFICATION SUMMARY

SR 500 MP 010.27 OFF SYSTEM ID. LEG 1 DIRECTION OF TRAFFIC BOTH WAYS LANE ALL OF
COUNT IDENTIFIER ATR COUNTER NUMBER 415872 DESCRIPTION: ON SR 500 W/O NE 199TH AVE

THURSDAY AM HOURS	CARS PICKUPS	BUS MED	SINGLE UNITS HYV	4+ UNIT %	DOUBLE UNITS 4-5	6+ UNIT %	DOUBLE UNITS 5-6	7+ UNIT %	TRAINS	TRAIN %	TRUCK %	CLASS UNKNOWN	TOTAL VEHICLES	
10-08-09														
1 - 1	21	1	3	21.4	1	7.1					28.6	1	322	
2 - 2	12		2	5.4							5.4		37	
3 - 3	11		7	5.6	1	1.6					7.3		124	
4 - 4	10		30	12.5	2	.4					12.8	3	273	
5 - 5	35		31	6.7	1	.6					7.4	3	475	
6 - 6	115		25	6.4	8	2.6					9.0	3	391	
7 - 7	235		20	7.1	2	2.1					9.1	3	339	
8 - 8	437		23	9.1	2	1.0					10.4	3	297	
9 - 9	353		14	6.4	2	.6			1	.3	7.1	5	311	
10 - 10	305		30	10.6	2	1.2					11.8	1	322	
11 - 11	263		16	6.4	4	1.5					8.0	2	327	
12 - 12	284		29	9.3	2	.8					10.0		400	
PM HOURS														
1 - 1	283	1	29	6.6	5	1.6					8.2	2	514	
2 - 2	360		29	5.3	1	.8					5.5	8	599	
3 - 3	470		26	4.7	4	.9					5.5		580	
4 - 4	554		18	4.2	4	1.2					5.3	1	431	
5 - 5	548		14	6.9	1	.5					7.4	1	325	
6 - 6	408		6	3.5							3.5		204	
7 - 7	307		4	4.7	1	1.2					5.9	1	171	
8 - 8	188		3	5.2							5.2		85	
9 - 9	164													
10 - 10	80													
11 - 11	55													
12 - 12														
AM TOTAL	2081		156	7.6	17	1.3					8.9	21	2307	
PM TOTAL	3716		218	6.1	30	1.0					7.1	16	4016	
DAY TOTAL	5797	1	374	6.6	47	1.1			1		7.7	37	6323	
													2-AXLE EQUIVALENT	6436

STATE OF WASHINGTON - DEPARTMENT OF TRANSPORTATION
TRIP SYSTEM SUMMARY
HOURLY TRAFFIC CLASSIFICATION SUMMARY

SR 500 MP 010.27 OFF SYSTEM ID. LEG 1 DIRECTION OF TRAFFIC BOTH WAYS LANE ALL OF

COUNT IDENTIFIER ATR COUNTER NUMBER 415872 DESCRIPTION: ON SR 500 W/O NE 199TH AVE

10-09-09 FRIDAY AM HOURS	CARS PICKUPS	BUS MED	SINGLE UNITS HVVY	4+	SINGLE UNIT %	DOUBLE UNITS	4-	5	6+	DOUBLE UNIT %	5-	TRAINS 6	7+	TRAIN %	TRUCK %	CLASS UNKNOWN	TOTAL VEHICLES	
12 - 1	26	3	1		10.3										10.3		29	
11 - 2	15	1	1		6.3										6.3		16	
10 - 3	23	2	2		7.4										7.4		27	
9 - 4	12								1	15.2					18.2		33	
8 - 5	26								1	6.9					7.8		102	
7 - 6	93								1	1.0					9.1		242	
6 - 7	219																	
5 - 8																		
4 - 9																		
3 - 10																		
2 - 11																		
1 - 12																		
PM HOURS																		
12 - 1																		
11 - 2																		
10 - 3																		
9 - 4																		
8 - 5																		
7 - 6																		
6 - 7																		
5 - 8																		
4 - 9																		
3 - 10																		
2 - 11																		
1 - 12																		
AM TOTAL	414		35	2	8.0		2	2	1	1.1					9.1		5	461
PM TOTAL																		
DAY TOTAL	414		35	2	8.0		2	2	1	1.1					9.1		5	461

10-05-09 THRU 10-09-09

AVERAGE WEEKDAY CLASSIFICATION VOLUMES *****

CARS PICKUPS	BUS MED	HVVY	4+	SINGLE UNIT %	DOUBLE UNITS	4-	5	6+	DOUBLE UNIT %	5-	TRAINS 6	7+	TRAIN %	TRUCK %	CLASS UNKNOWN	TOTAL VEHICLES
5752	3	354	27	4	6.2	44	6	13	1.0			1		7.2	34	6240
AWD 2-AXLE EQUIVALENT 6337																

3 DAYS
AVG WEEKDAY VOL 6240 X SEASONAL ADJ. FACTOR 0.9700 = ESTIMATED AVG DAILY TRAFFIC 6053

PEAK HOUR PERCENTAGES: K = 9.76 D = 57.64 T = 6.75
PEAK HOUR LOCATION : VOLUME = 609 DATE: 10/05/09 TIME: 05:00 PM



Interval 60 min. 15 min.
 Binned(CL/SP) Count(volume)
 Lane No 1 2

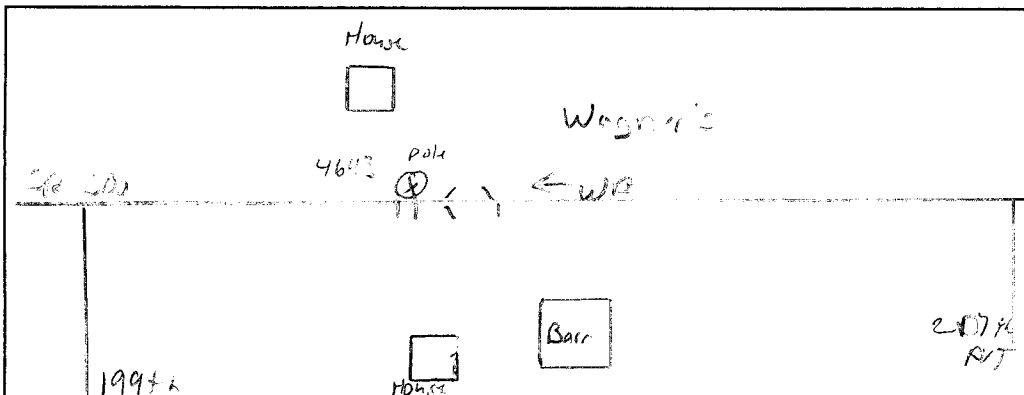
Direction Channel 1 _____
 Direction Channel 2 _____
 Data Hog # _____

Counter No. 414643 Count ID ATR
 SR 500 RRT/RRQ MP 10.27
 Leg 2 Direction WB OSID _____

Station Description _ ON SR-500 E/O NE 199th ave

Date	Day	Time	Comments
10/05/09	2	11:26	Manual (1) <u>4</u> (2) _____ Set up ok JDM 6.4v Counter (1) <u>4</u> (2)
10/06/09	3	8:30	Manual (1) <u>15</u> (2) _____ Check ok JDM 6.7v Counter (1) <u>15</u> (2)
10/07/09	4	8:22	Manual (1) <u>18</u> (2) _____ Check ok JDM 6.5 Counter (1) <u>18</u> (2)
10/08/09	5		Manual (1) <u>20</u> (2) _____ Check ok JDM Counter (1) <u>20</u> (2)
10/09/09	6	7:36	Manual (1) <u>2</u> (2) _____ P/U ok JDM 6.8v Counter (1) <u>2</u> (2)

Sketch



North

Field Person



Interval 60 min. 15 min.
 Binned(CL/SP) Count(volume)
 Lane No 1 2

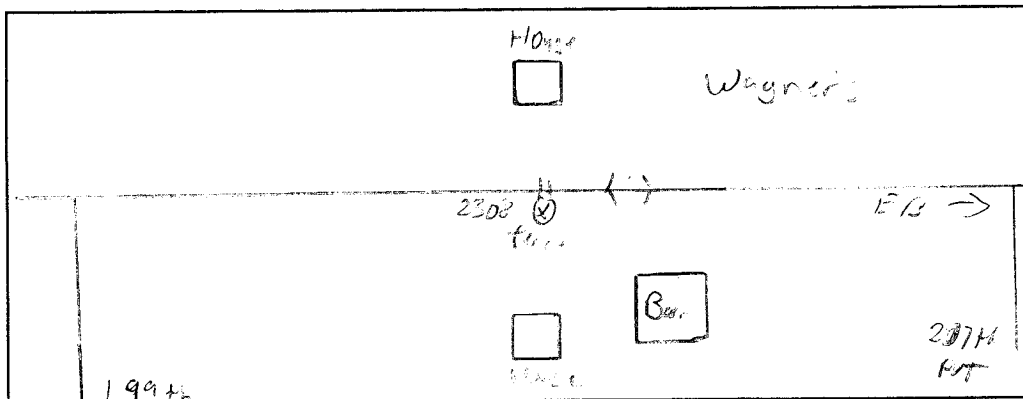
Direction Channel 1 _____
 Direction Channel 2 _____
 Data Hog # _____

Counter No. 412308 Count ID ATR
 SR 500 RRT/RRQ _____ MP 10.27
 Leg 2 Direction EB OSID _____

Station Description _ ON SR-500 E/O NE 199th ave

Date	Day	Time	Comments			
10/05/09	2	11:27	Manual (1) <u>1</u> (2) _____ Counter (1) <u>1</u> (2)	Set up ok	JDM	6.4v
10/06/09	3	8:35	Manual (1) <u>3</u> (2) _____ Counter (1) <u>3</u> (2)	Check ok	JDM	6.5v
10/07/09	4	8:27	Manual (1) <u>11</u> (2) _____ Counter (1) <u>11</u> (2)	Check ok	JDM	6.5
10/08/09	5	8:00	Manual (1) <u>2</u> (2) _____ Counter (1) <u>2</u> (2)	Check ok	JDM	6.5
10/09/09	6	7:35	Manual (1) <u>1</u> (2) _____ Counter (1) <u>1</u> (2)	P/U ok	JDM	6.5

Sketch



Field Person

DOT-RNB505A-B

STATE OF WASHINGTON - DEPARTMENT OF TRANSPORTATION
TRIP SYSTEM
HOURLY TRAFFIC CLASSIFICATION SUMMARY

DATE 11/06/09
TIME 07:40:41
PAGE 239

SR 500 MP 010.27 OFF SYSTEM ID. LEG 2 DIRECTION OF TRAFFIC WESTBOUND LANE ALL OF

COUNT IDENTIFIER ATR COUNTER NUMBER 414643 DESCRIPTION: ON SR 500 E/O NE 199TH AVE

10-05-09 MONDAY AM HOURS	CARS PICKUPS	BUS	SINGLE MED	UNITS HVY	4+	SINGLE UNIT %	DOUBLE 4-	UNITS 5	DOUBLE 6+	DOUBLE UNIT %	5-	TRAINS 6	7+	TRAIN %	TRUCK %	CLASS UNKNOWN	TOTAL VEHICLES
12 - 1	83																101
1 - 2	83																98
2 - 3	88																95
3 - 4	90																96
4 - 5	95																102
5 - 6	86																95
6 - 7	71																80
7 - 8	50																52
8 - 9	36																36
9 - 10	22																24
10 - 11	11																12
11 - 12	8																8
AM TOTAL	723																799
PM TOTAL	723																799
DAY TOTAL	723																815

2-AXLE EQUIVALENT

STATE OF WASHINGTON - DEPARTMENT OF TRANSPORTATION
 TRIP SYSTEM
 HOURLY TRAFFIC CLASSIFICATION SUMMARY

SR 500	MP 010.27	OFF SYSTEM ID.	LEG 2	DIRECTION OF TRAFFIC	WESTBOUND	LANE ALL OF											
COUNT IDENTIFIER	ATR	COUNTER NUMBER	414643	DESCRIPTION:	ON SR 500 E/O NE 199TH AVE												
10-06-09	TUESDAY	CARS PICKUPS	BUS MED	SINGLE UNITS HVY	4+	SINGLE UNIT %	DOUBLE UNITS 4-	5	6+	DOUBLE UNIT %	5-	TRAINS 6	7+	TRAIN %	TRUCK %	CLASS UNKNOWN	TOTAL VEHICLES
12 - 1	1	1	2			50.0									50.0		4
11 - 2	2	7	1			6.3									6.3		7
10 - 3	3	15	5			8.3									8.3		16
9 - 4	4	55	8			7.3									7.3		60
8 - 5	5	102	11			6.2									6.7		110
7 - 6	6	166	9			6.0									6.0		178
6 - 7	7	140	5			5.9									6.9		151
5 - 8	8	94	6			9.5									10.8		102
4 - 9	9	65	1			7.2									10.8		74
3 - 10	10	71	6			8.6									9.5		83
2 - 11	11	95	7			5.6									6.5		105
1 - 12	12	99	6			8.4									10.5		108
AM TOTAL	719	83	7			10.7									11.7		95
PM TOTAL	750	89	11			6.7									7.6		103
DAY TOTAL	1469	93	5			7.5									8.1		102
		86	7			6.5									8.1		93
		56	4			8.0									8.0		62
		22	2			5.6									5.6		25
		16	1			12.5									12.5		18
		7	1														9
		9	2														8
		719	53			7.0									7.8		7
		750	58			7.3									8.3		14
		1469	111			7.2									8.0		21
																	1620
																	1641

2-AXLE EQUIVALENT

SR 500 MP 010.27

OFF SYSTEM ID.

LEG 2

DIRECTION OF TRAFFIC WESTBOUND

LANE ALL OF

COUNT IDENTIFIER ATR

COUNTER NUMBER 414643

DESCRIPTION: ON SR 500 E/O NE 199TH AVE

10-07-09 WEDNESDAY AM HOURS	CARS PICKUPS	BUS	SINGLE MED	UNITS HVY	4+	SINGLE UNIT %	DOUBLE 4-	UNITS 5	6+	DOUBLE UNIT %	5-	TRAINS 6	7+	TRAIN %	TRUCK %	CLASS UNKNOWN	TOTAL VEHICLES
12 - 1	1																1
1 - 2	1																2
2 - 3	1																1
3 - 4	4																4
4 - 5	12																13
5 - 6	48																52
6 - 7	107																116
7 - 8	177																189
8 - 9	157																166
9 - 10	96																106
10 - 11	79																87
11 - 12	68																78
PM HOURS																	
12 - 1	75																82
1 - 2	82																86
2 - 3	85																94
3 - 4	102																111
4 - 5	111																119
5 - 6	101																112
6 - 7	80																89
7 - 8	66																69
8 - 9	34																38
9 - 10	22																25
10 - 11	16																16
11 - 12	5																7
AM TOTAL	751																815
PM TOTAL	779																848
DAY TOTAL	1530																1663

																2-AXLE EQUIVALENT	1696

STATE OF WASHINGTON - DEPARTMENT OF TRANSPORTATION
TRIP SYSTEM
HOURLY TRAFFIC CLASSIFICATION SUMMARY

SR 500 MP 010.27 OFF SYSTEM ID. LEG 2 DIRECTION OF TRAFFIC WESTBOUND LANE ALL OF
COUNT IDENTIFIER ATR COUNTER NUMBER 414643 DESCRIPTION: ON SR 500 E/O NE 199TH AVE

10-09-09	CARS PICKUPS	BUS MED	HVY	4+	SINGLE UNIT %	DOUBLE UNITS	4-	5	6+	DOUBLE UNIT %	5-	TRAINS	7+	TRAIN %	TRUCK %	CLASS UNKNOWN	TOTAL VEHICLES
FRIDAY	4																5
AM HOURS	1																2
12 -	2																3
1 -	3																5
2 -	5																8
3 -	6																44
4 -	82																91
5 -																	
6 -																	
7 -																	
8 -																	
9 -																	
10 -																	
11 -																	
12 -																	
PM HOURS																	
1 -																	
2 -																	
3 -																	
4 -																	
5 -																	
6 -																	
7 -																	
8 -																	
9 -																	
10 -																	
11 -																	
12 -																	

AM TOTAL	142																9.5	1	158
PM TOTAL																			

DAY TOTAL	142																9.5	1	158
-----------	-----	--	--	--	--	--	--	--	--	--	--	--	--	--	--	--	-----	---	-----

10-05-09 THRU 10-09-09

AVERAGE WEEKDAY CLASSIFICATION VOLUMES *****

CARS PICKUPS	BUS MED	HVY	4+	SINGLE UNIT %	DOUBLE UNITS	4-	5	6+	DOUBLE UNIT %	5-	TRAINS	7+	TRAIN %	TRUCK %	CLASS UNKNOWN	TOTAL VEHICLES
1519	2	103	6	6.6	15	1	6	1.3						8.0	19	1671
AWD 2-AXLE EQUIVALENT																
TOTAL																
1703																

TOTAL HOURS FOR COUNT 91
 3 DAYS FACTOR GROUP GR-05
 AVG WEEKDAY VOL 1671 X SEASONAL ADJ. FACTOR 1.0100 = ESTIMATED AVG DAILY TRAFFIC 1688

STATE OF WASHINGTON - DEPARTMENT OF TRANSPORTATION
TRIP SYSTEM
HOURLY TRAFFIC CLASSIFICATION SUMMARY

SR 500 MP 010.27 OFF SYSTEM ID. LEG 2 DIRECTION OF TRAFFIC EASTBOUND LANE ALL OF

COUNT IDENTIFIER ATR COUNTER NUMBER 412308 DESCRIPTION: ON SR 500 E/O NE 199TH AVE

10-05-09	CARS PICKUPS	SINGLE BUS MED	UNITS HVY	4+	SINGLE UNIT %	DOUBLE 4-	DOUBLE 5	DOUBLE 6+	DOUBLE UNIT %	5- TRAINS 6	7+	TRAIN %	TRUCK %	CLASS UNKNOWN	TOTAL VEHICLES
MONDAY															
AM HOURS															
12 - 1															
1 - 2	85				13.9			1	2.0				15.8		101
2 - 3	94				8.5			1	.9				9.4		106
3 - 4	105				3.6			1	1.8				5.4	2	112
4 - 5	142				5.9			2	1.3				7.2		153
5 - 6	170				6.0			1	.5				6.6		182
6 - 7	184				3.8			2	1.0				3.8		197
7 - 8	153				8.9			1	1.8				10.7	1	112
8 - 9	99	1			5.3			1	2.0				3.9	1	76
9 - 10	48				2.0										51
10 - 11	72														16
11 - 12	16														17
AM TOTAL	1185	1	77	1	6.2	9	2	2	1.0				7.2	5	1282
PM TOTAL	1185	1	77	1	6.2	9	2	2	1.0				7.2	5	1282
DAY TOTAL	1185	1	77	1	6.2	9	2	2	1.0				7.2	5	1299

2-AXLE EQUIVALENT

STATE OF WASHINGTON - DEPARTMENT OF TRANSPORTATION
TRIP SYSTEM
HOURLY TRAFFIC CLASSIFICATION SUMMARY

SR 500 MP 010.27 OFF SYSTEM ID. LEG 2 DIRECTION OF TRAFFIC EASTBOUND LANE ALL OF

COUNT IDENTIFIER ATR COUNTER NUMBER 412308 DESCRIPTION: ON SR 500 E/O NE 199TH AVE

10-06-09 TUESDAY AM HOURS	CARS PICKUPS	BUS	SINGLE MED	UNITS HVV	4+ SINGLE UNIT %	DOUBLE 4- UNITS	5 UNITS	6+ UNITS	DOUBLE UNIT %	5- TRAINS	6 TRAINS	7+ TRAINS	TRAIN %	TRUCK %	CLASS UNKNOWN	TOTAL VEHICLES
1	2		1		20.0									20.0		2
2	3															5
3	4															6
4	5															2
5	6															8
6	7															20
7	8															55
8	9															56
9	10															68
10	11															72
11	12															83
PM HOURS																
12	1															94
1	2															104
2	3															115
3	4															170
4	5															172
5	6															172
6	7															169
7	8															100
8	9															96
9	10															56
10	11															39
11	12															31
AM TOTAL	339															387
PM TOTAL	1215															1318
DAY TOTAL	1554															1705
																1744

2-AXLE EQUIVALENT 5

DOT-RNB505A-B

STATE OF WASHINGTON - DEPARTMENT OF TRANSPORTATION
TRIP SYSTEM
HOURLY TRAFFIC CLASSIFICATION SUMMARY

DATE 11/06/09
TIME 07:40:41
PAGE 247

SR 500 MP 010.27 OFF SYSTEM ID. LEG 2 DIRECTION OF TRAFFIC EASTBOUND LANE ALL OF
COUNT IDENTIFIER ATR COUNTER NUMBER 412308 DESCRIPTION: ON SR 500 E/O NE 199TH AVE

THURSDAY AM HOURS 10-08-09 12-11	CARS PICKUPS 8	BUS MED 1	SINGLE UNITS 4+	SINGLE UNIT % 20.0 50.0	DOUBLE UNITS 4-5	DOUBLE UNITS 6+	DOUBLE UNIT % 20.0	5-6 TRAINS 7+	TRAIN %	TRUCK %	CLASS UNKNOWN	TOTAL VEHICLES
1	2	2										2
2	3	3										3
3	4	4										4
4	5	5										5
5	6	6										6
6	7	7										7
7	8	8										8
8	9	9										9
9	10	10										10
10	11	11										11
11	12	12										12
PM HOURS 12-11	83	5	1	6.7	1	1	1.1	7.8	9.0	7.8	1	90
1	80	6	1	7.8	1	1	2.2	10.0	90	10.0	1	90
2	107	8	1	7.6	1	1	1.8	8.5	118	8.5	1	118
3	130	9	1	7.0	1	1	1.4	6.8	142	6.8	4	142
4	189	10	1	5.3	3	1	1.4	5.7	207	5.7	4	209
5	197	11	1	6.0	1	1	1.5	7.3	151	7.3	4	151
6	140	9	1	6.9	1	1	1.3	7.6	131	7.6	1	131
7	121	9	1	7.2	1	1	1.8	7.2	97	7.2	1	97
8	90	7	1	2.9	1	1	2.9	2.9	68	2.9	1	68
9	66	2	1	3.7	1	1	2.9	3.7	34	3.7	1	34
10	33	1	1	3.7	1	1	2.9	3.7	27	3.7	1	27
11	26	1	1	3.7	1	1	2.9	3.7	27	3.7	1	27
12	26	1	1	3.7	1	1	2.9	3.7	27	3.7	1	27
AM TOTAL	390	48	4	12.0	8	2	2.6	14.6	14.6	14.6	1	458
PM TOTAL	1262	77	4	6.0	10	3	1.0	7.0	7.0	7.0	6	1364
DAY TOTAL	1652	125	8	7.5	18	5	1.4	8.9	8.9	8.9	7	1822
2-AXLE EQUIVALENT												1862

STATE OF WASHINGTON - DEPARTMENT OF TRANSPORTATION
TRIP SYSTEM
HOURLY TRAFFIC CLASSIFICATION SUMMARY

SR 500 MP 010.27 OFF SYSTEM ID. LEG 2 DIRECTION OF TRAFFIC EASTBOUND LANE ALL OF
COUNT IDENTIFIER ATR COUNTER NUMBER 412308 DESCRIPTION: ON SR 500 E/O NE 199TH AVE

10-09-09	CARS PICKUPS	BUS MED	SINGLE UNITS 4+	SINGLE UNIT %	DOUBLE UNITS 4-	DOUBLE UNITS 5	DOUBLE UNITS 6+	DOUBLE UNIT %	5- TRAINS 6	7+	TRAIN %	TRUCK %	CLASS UNKNOWN	TOTAL VEHICLES
FRIDAY AM HOURS	14													14
1 - 1	8													8
2 - 2	7													7
3 - 3	3													3
4 - 4	4		1	20.0										5
5 - 5	6													6
6 - 6	21		3	16.0										25
7 - 7														
8 - 8														
9 - 9														
10 - 10														
11 - 11														
12 - 12														
AM TOTAL	63		4	7.4										68
PM TOTAL			1											7.4
DAY TOTAL	63		4	7.4										68

10-05-09 THRU 10-09-09

***** AVERAGE WEEKDAY CLASSIFICATION VOLUMES *****

CARS PICKUPS	BUS MED	SINGLE UNITS 4+	SINGLE UNIT %	DOUBLE UNITS 4-	DOUBLE UNITS 5	DOUBLE UNITS 6+	DOUBLE UNIT %	5- TRAINS 6	7+	TRAIN %	TRUCK %	CLASS UNKNOWN	TOTAL VEHICLES
1614	1	113	5	1	6.8	17	2	6	1.4				1766
TOTAL HOURS FOR COUNT 91													
3 DAYS													
AVG WEEKDAY VOL 1766 X SEASONAL ADJ. FACTOR 1.0100 = ESTIMATED AVG DAILY TRAFFIC 1784													
AWD 2-AXLE EQUIVALENT 7													
1802													

STATE OF WASHINGTON - DEPARTMENT OF TRANSPORTATION
 TRIP SYSTEM
 HOURLY TRAFFIC CLASSIFICATION SUMMARY

SR 500 MP 010.27 OFF SYSTEM ID. LEG 2 DIRECTION OF TRAFFIC BOTH WAYS LANE ALL OF

COUNT IDENTIFIER ATR COUNTER NUMBER 412308 DESCRIPTION: ON SR 500 E/O NE 199TH AVE

10-05-09 MONDAY AM HOURS	CARS PICKUPS	BUS	SINGLE MED	UNITS HYV	4+	SINGLE UNIT %	DOUBLE 4-	UNITS 5	6+	DOUBLE UNIT %	5-	TRAINS 6	7+	TRAIN %	TRUCK %	CLASS UNKNOWN	TOTAL VEHICLES
12 - 1	168		26			13.9	2	1	1	2.0					15.8	2	202
1 - 2	177		19		2	10.3	2	1	1	1.5					11.8	3	204
2 - 3	193		10			4.8	1	1	1	1.0					5.8	2	207
3 - 4	232		13			5.2	2	1	1	1.2					6.4	1	249
4 - 5	265		16			5.6	2	1	1	1.7					6.3	1	284
5 - 6	270		18			6.2	2	1	1	1.0					7.2	1	292
6 - 7	224		13			5.4	2	1	1	1.8					7.9	2	239
7 - 8	149		9	1		6.1	2	1	1	1.8					7.9	2	164
8 - 9	108		4			3.6				1.8					3.6	1	112
9 - 10	70		2			2.7				2.7					3.6	1	75
10 - 11	27		1			3.6				2.7					3.6	1	28
11 - 12	25																25
AM TOTAL	1908		131		4	6.5	16	3	5	1.2					7.7	13	2081
PM TOTAL	1908		131		4	6.5	16	3	5	1.2					7.7	13	2081
DAY TOTAL	1908		131		4	6.5	16	3	5	1.2					7.7	13	2081
															2-AXLE EQUIVALENT		2114

STATE OF WASHINGTON - DEPARTMENT OF TRANSPORTATION
 TRIP SYSTEM
 HOURLY TRAFFIC CLASSIFICATION SUMMARY

SR	COUNT	IDENTIFIER	MP	ATR	OFF SYSTEM ID.	COUNTER NUMBER	DESCRIPTION	LEG	DIRECTION OF TRAFFIC	BOTH WAYS	LANE ALL	OF
10-06-09	TUESDAY	CARS										
AM HOURS		PICKUPS										TOTAL VEHICLES
12 - 1		11										11
1 - 2		3										3
2 - 3		6										6
3 - 4		13										13
4 - 5		17										17
5 - 6		63										63
6 - 7		120										120
7 - 8		214										214
8 - 9		189										189
9 - 10		151										151
10 - 11		129										129
11 - 12		142										142
PM HOURS												
12 - 1		179										179
1 - 2		193										193
2 - 3		187										187
3 - 4		243										243
4 - 5		252										252
5 - 6		255										255
6 - 7		244										244
7 - 8		150										150
8 - 9		112										112
9 - 10		69										69
10 - 11		43										43
11 - 12		38										38
AM TOTAL		1058										1058
PM TOTAL		1985										1985
DAY TOTAL		3023										3023

2-AXLE EQUIVALENT

26

3385

STATE OF WASHINGTON - DEPARTMENT OF TRANSPORTATION
 TRIP SYSTEM
 HOURLY TRAFFIC CLASSIFICATION SUMMARY

SR 500	MP 010.27	OFF SYSTEM ID.	LEG 2	DIRECTION OF TRAFFIC	BOTH WAYS	LANE ALL OF													
COUNT IDENTIFIER	ATR	COUNTER NUMBER	412308	DESCRIPTION: ON SR 500 E/O NE 199TH AVE															
10-07-09																			
WEDNESDAY	CARS	BUS	SINGLE UNITS	4+	SINGLE UNIT %	DOUBLE UNITS	4-	5	6+	DOUBLE UNIT %	5-	TRAINS	6	7+	TRAIN %	TRUCK %	CLASS UNKNOWN	TOTAL VEHICLES	
AM HOURS	PICKUPS																		
12 - 1	9																	1	9
1 - 2	5																		6
2 - 3	2																		2
3 - 4	7																		7
4 - 5	15																		17
5 - 6	57																		62
6 - 7	126																		136
7 - 8	228																		247
8 - 9	213																		231
9 - 10	154																		170
10 - 11	148																		169
11 - 12	154																		174
PM HOURS																			
12 - 1	167																		182
1 - 2	179																		194
2 - 3	192																		210
3 - 4	258																		274
4 - 5	268																		284
5 - 6	280																		310
6 - 7	229																		246
7 - 8	187																		196
8 - 9	114																		125
9 - 10	94																		98
10 - 11	47																		48
11 - 12	32																		37
AM TOTAL	1118																		1230
PM TOTAL	2047																		2204
DAY TOTAL	3165																		3434
																			3495

2-AXLE EQUIVALENT

SR 500 MP 010.27 OFF SYSTEM ID. LEG 2 DIRECTION OF TRAFFIC BOTH WAYS LANE ALL OF

COUNT IDENTIFIER ATR COUNTER NUMBER 412308 DESCRIPTION: ON SR 500 E/O NE 199TH AVE

THURSDAY AM HOURS	CARS PICKUPS	BUS	SINGLE MED	UNITS HVY	4+ SINGLE UNIT %	DOUBLE UNITS 4-5	6+ DOUBLE UNIT %	5- TRAINS	7+ TRAINS	TRAIN %	TRUCK %	CLASS UNKNOWN	TOTAL VEHICLES
10-08-09	11												11
1 - 1	3												3
2 - 2	9												9
3 - 3	8												8
4 - 4	20												20
5 - 5	62												62
6 - 6	119												119
7 - 7	211												211
8 - 8	190												190
9 - 9	178												178
10 - 10	161												161
11 - 11	171												171
12 - 12	160												160
PM HOURS													
1 - 1	166	1	15	2	9.9	1	1.1				11.0	1	181
2 - 2	166	1	11	2	7.0	3	2.2				9.2	2	185
3 - 3	204	1	14	2	7.9	1	.4				8.4	4	227
4 - 4	225		22	3	9.7	3	2.3				12.0	3	259
5 - 5	294		15	2	5.3	3	.9				6.3	5	319
6 - 6	285		17		5.5	5	1.6				7.2		307
7 - 7	236		11		4.4	3	1.6				6.0	1	252
8 - 8	184		12		6.1	1	.5				6.6	1	198
9 - 9	132		13		8.9						8.9		146
10 - 10	99		3		2.9	2	1.9				4.8	1	104
11 - 11	43		1		2.2	1	2.2				4.4		45
12 - 12	40		1		2.4						2.4	1	42
AM TOTAL	1143		101	7	8.6	15	1.9				10.6	9	1288
PM TOTAL	2068		135	11	6.6	23	1.3				7.9	19	2265
DAY TOTAL	3211	2	236	18	7.3	38	1.5				8.8	28	3553

2-AXLE EQUIVALENT 3553													

STATE OF WASHINGTON - DEPARTMENT OF TRANSPORTATION
TRIP SYSTEM
HOURLY TRAFFIC CLASSIFICATION SUMMARY

SR 500 MP 010.27 OFF SYSTEM ID. LEG 2 DIRECTION OF TRAFFIC BOTH WAYS LANE ALL OF
COUNT IDENTIFIER ATR COUNTER NUMBER 412308 DESCRIPTION: ON SR 500 E/O NE 199TH AVE

10-09-09	CARS PICKUPS	BUS MED	HVY	4+	SINGLE UNIT %	DOUBLE UNITS	4-	5	6+	DOUBLE UNIT %	5-	6	7+	TRAIN %	TRUCK %	CLASS UNKNOWN	TOTAL VEHICLES
FRIDAY AM HOURS	18	10	10	10	11.2	23.1	8.0	50	116	11.2	8.0	13	8	10	10	19	19
1 - 1	2	3	4	5	6	7	8	9	10	11	12	1	2	3	4	5	6
2 - 2	3	4	5	6	7	8	9	10	11	12	1	2	3	4	5	6	7
3 - 3	4	5	6	7	8	9	10	11	12	1	2	3	4	5	6	7	8
4 - 4	5	6	7	8	9	10	11	12	1	2	3	4	5	6	7	8	9
5 - 5	6	7	8	9	10	11	12	1	2	3	4	5	6	7	8	9	10
6 - 6	7	8	9	10	11	12	1	2	3	4	5	6	7	8	9	10	11
7 - 7	8	9	10	11	12	1	2	3	4	5	6	7	8	9	10	11	12
8 - 8	9	10	11	12	1	2	3	4	5	6	7	8	9	10	11	12	1
9 - 9	10	11	12	1	2	3	4	5	6	7	8	9	10	11	12	1	2
10 - 10	11	12	1	2	3	4	5	6	7	8	9	10	11	12	1	2	3
11 - 11	12	1	2	3	4	5	6	7	8	9	10	11	12	1	2	3	4
12 - 12	1	2	3	4	5	6	7	8	9	10	11	12	1	2	3	4	5
AM TOTAL	205	19	1	1	8.8	8.8	1	1	226	8.8	1	1	226				
PM TOTAL	205	19	1	1	8.8	8.8	1	1	226	8.8	1	1	226				
DAY TOTAL	205	19	1	1	8.8	8.8	1	1	226	8.8	1	1	226				

10-05-09 THRU 10-09-09

AVERAGE WEEKDAY CLASSIFICATION VOLUMES *****

CARS PICKUPS	BUS MED	HVY	4+	SINGLE UNIT %	DOUBLE UNITS	4-	5	6+	DOUBLE UNIT %	5-	6	7+	TRAIN %	TRUCK %	CLASS UNKNOWN	TOTAL VEHICLES
3133	3	217	11	2	6.8	31	3	12	1.3	8.1	26	3437				3505

TOTAL HOURS FOR COUNT 91
 3 DAYS
 AVG WEEKDAY VOL 3437 X SEASONAL ADJ. FACTOR 1.0100 = ESTIMATED AVG DAILY TRAFFIC 3471
 AMD 2-AXLE EQUIVALENT

PEAK HOUR PERCENTAGES: K = 9.28 D = 64.89 T = 6.27
 PEAK HOUR LOCATION : VOLUME = 319 DATE: 10/08/09 TIME: 04:00 PM